

US00D501958S

(12) **United States Design Patent** (10) **Patent No.:** **US D501,958 S**  
**Taylor et al.** (45) **Date of Patent:** **\*\* Feb. 15, 2005**

- (54) **BELT INTERIOR REAR PANEL ORNAMENTATION**
- (75) Inventors: **David S. Taylor**, Accrington (GB);  
**Peter D. Lee**, Hartlepool (GB)
- (73) Assignee: **3M Innovative Properties Company**,  
 St. Paul, MN (US)
- (\*\*) Term: **14 Years**
- (21) Appl. No.: **29/196,498**
- (22) Filed: **Dec. 30, 2003**
- (51) **LOC (7) Cl.** ..... **29-02**
- (52) **U.S. Cl.** ..... **D29/122; D29/101.3; D2/639;**  
 D3/327
- (58) **Field of Search** ..... D29/122, 101.3,  
 D29/101.5, 100, 101.1; D2/627-639; D24/190;  
 D21/683; D3/215, 327, 226-230; 224/240,  
 660, 662, 664, 673, 666, 667; 602/19, 5,  
 6; 2/464, 467, 338, 44, 311, 321; 128/876;  
 606/204

(56) **References Cited**

**U.S. PATENT DOCUMENTS**

D32,419 S \* 3/1900 Barry ..... D2/627  
 2,010,163 A \* 8/1935 Spiess ..... 2/44  
 3,096,760 A \* 7/1963 Nelkin ..... 128/95.1  
 D270,652 S \* 9/1983 Winston ..... D21/683  
 D278,657 S \* 4/1985 Nakao et al. .... D24/190  
 5,462,214 A \* 10/1995 Buswell ..... 224/679  
 5,570,824 A 11/1996 Lyon et al.  
 5,727,720 A 3/1998 Thatcher  
 5,871,132 A 2/1999 Hargreaves

6,038,747 A 3/2000 Hamilton et al.  
 6,165,147 A \* 12/2000 Morrow ..... 602/19  
 6,193,122 B1 2/2001 Buckley  
 6,401,715 B1 6/2002 Luthe  
 D492,787 S \* 7/2004 Weaver et al. .... D24/190  
 2002/0134809 A1 9/2002 Angus et al.

**FOREIGN PATENT DOCUMENTS**

WO 96/28065 9/1996

**OTHER PUBLICATIONS**

3M Jupiter Comfort Belt, Part No. 022-25-03P4 (first sold in 2001).  
 Hornell AdFlo7 powered respirator and belt, www.hornell.com/Regional/0/products/adflo (printed Sep. 16, 2003).

\* cited by examiner

*Primary Examiner*—Lucy Lieberman  
 (74) *Attorney, Agent, or Firm*—Karl G. Hanson

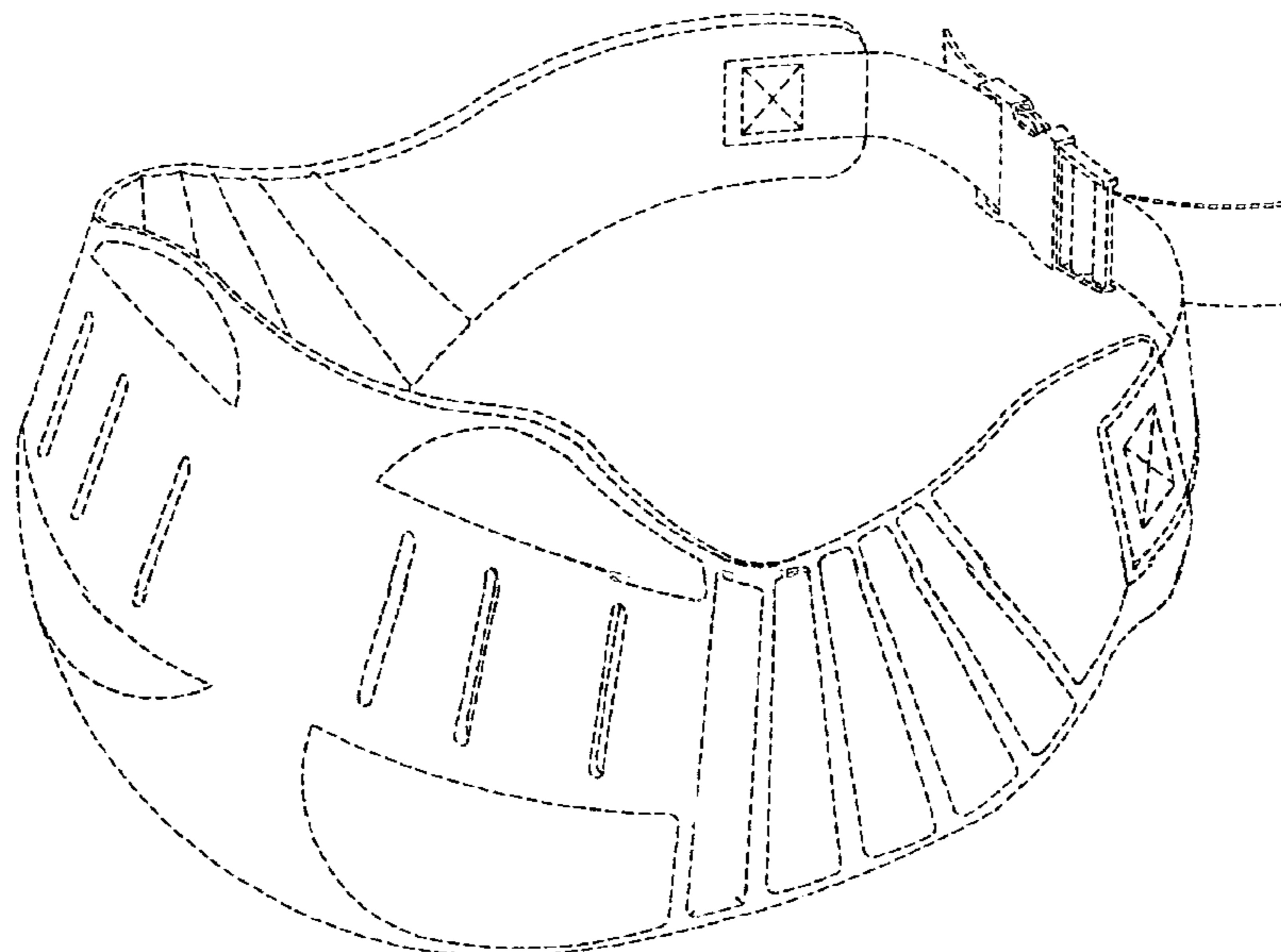
(57) **CLAIM**

The ornamental design for a belt interior rear panel ornamentation, as shown and described.

**DESCRIPTION**

FIG. 1 is a perspective view showing unclaimed environmental structure;  
 FIG. 2 is a front elevation of a belt interior rear panel ornamentation showing our new design; and,  
 FIG. 3 is a bottom view thereof.  
 The dashed broken lines in FIGS. 1-3 do not form a part of the claimed design.

**1 Claim, 3 Drawing Sheets**



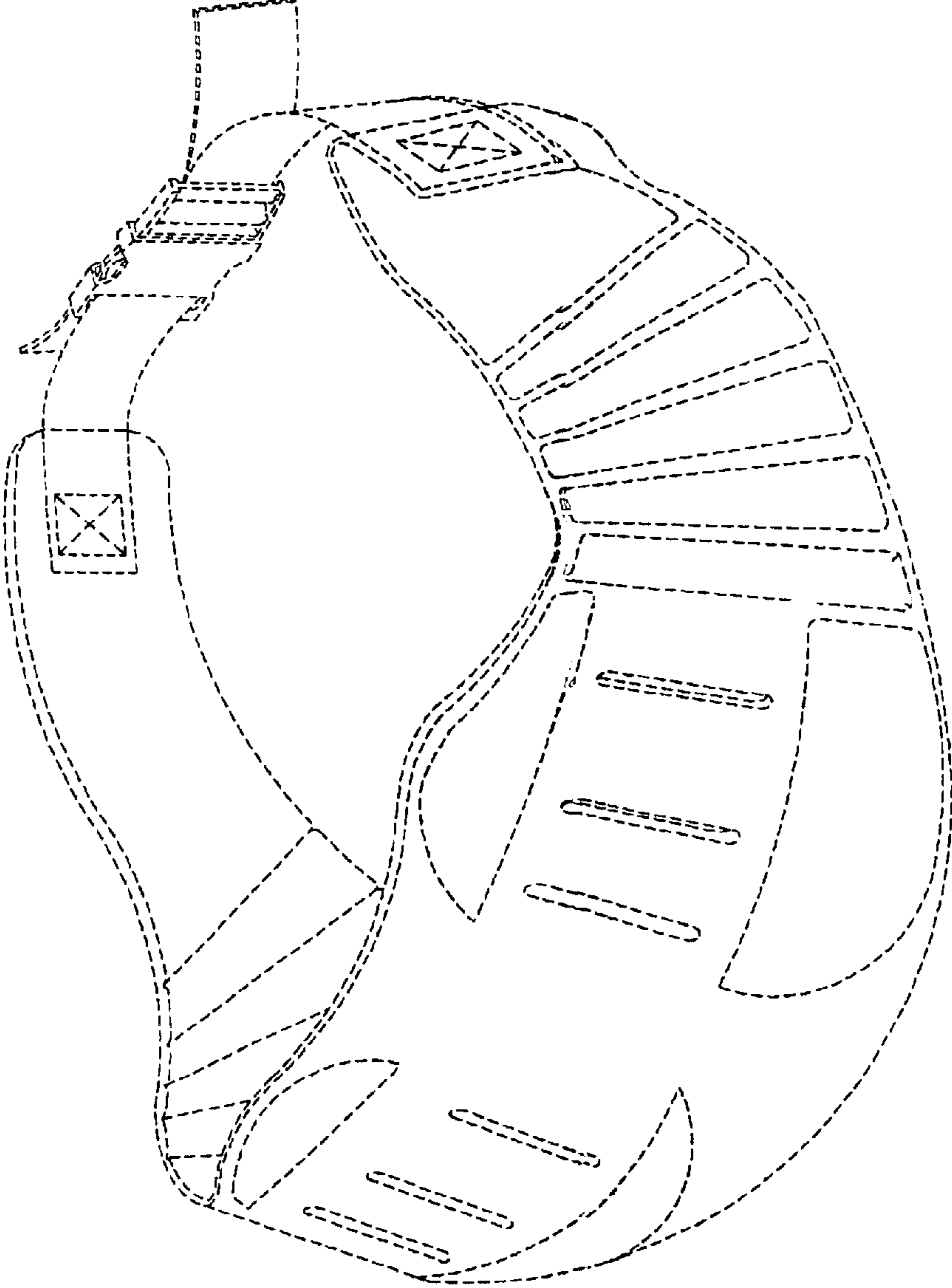
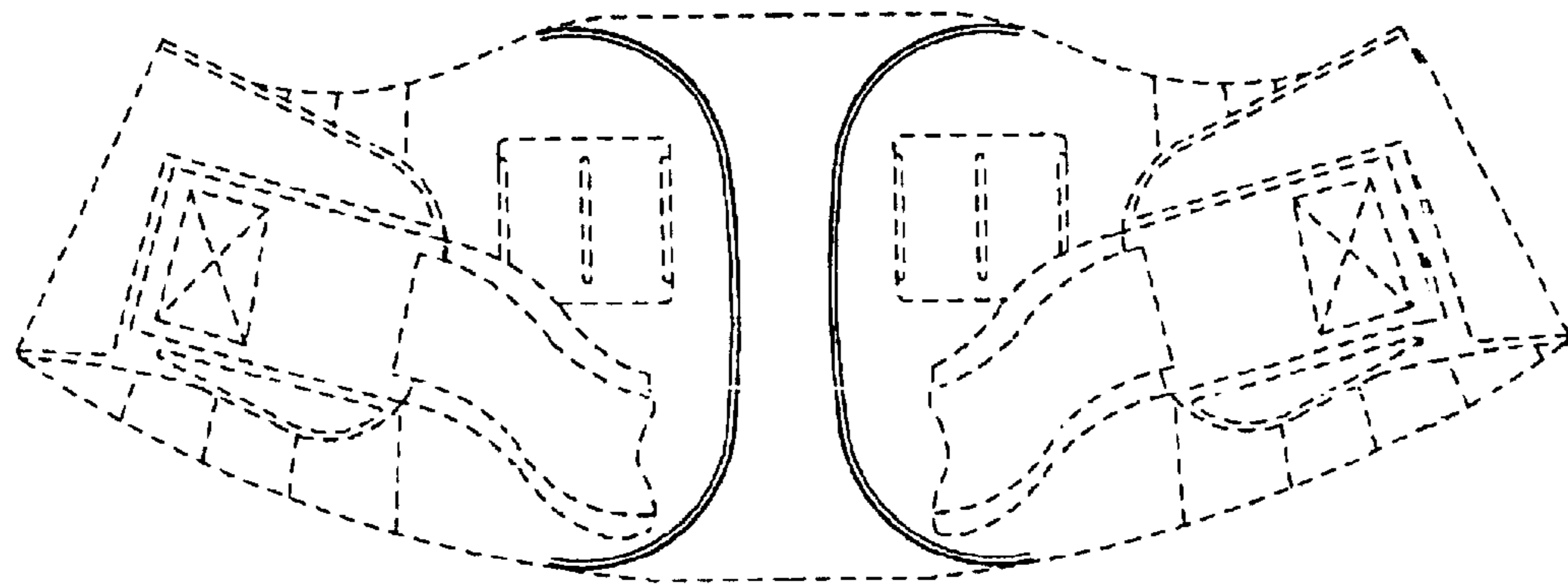
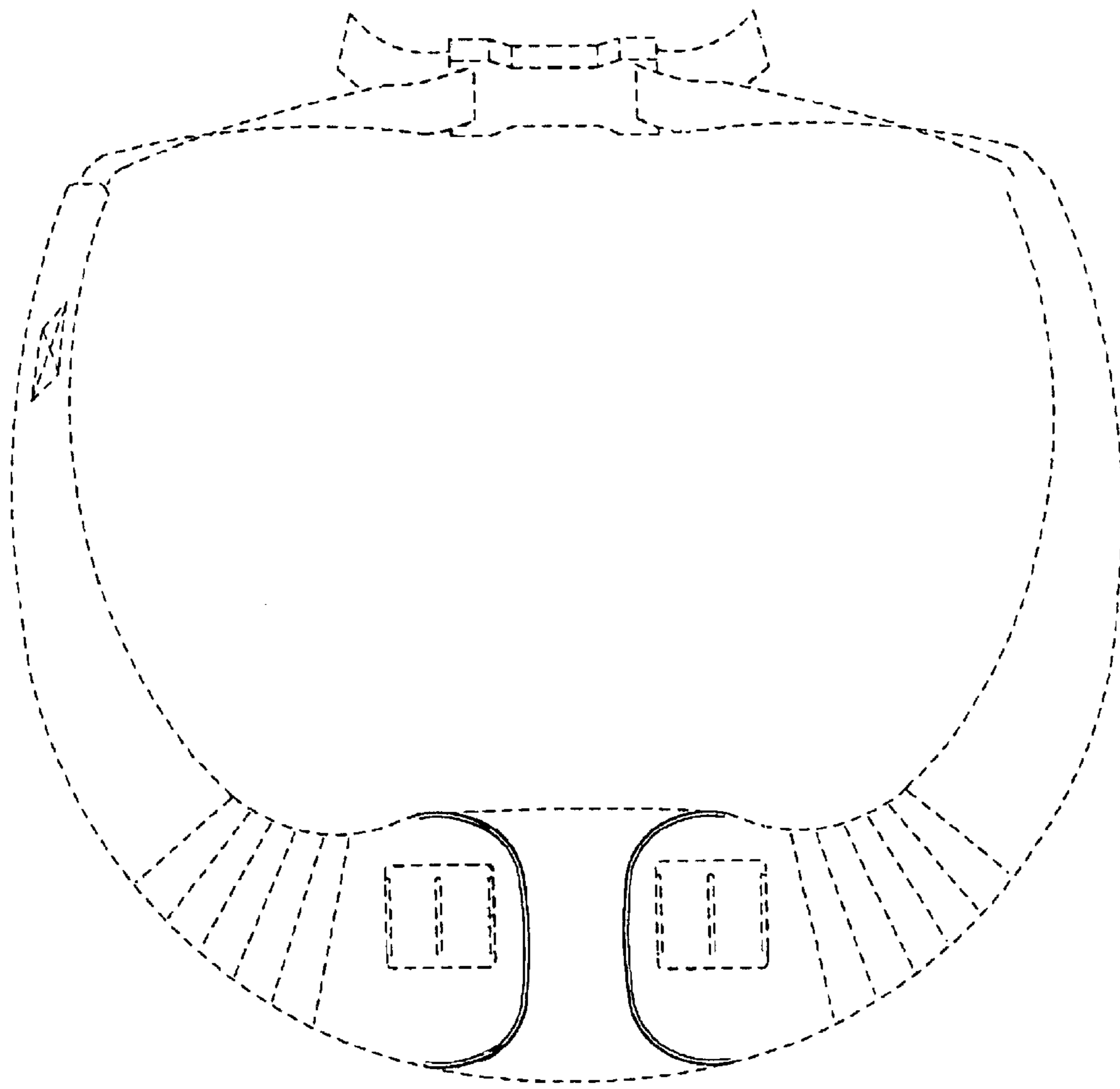


FIG. 1



*FIG. 2*



*FIG. 3*