

US00D501957S

(12) **United States Design Patent**
Jagger

(10) **Patent No.: US D501,957 S**

(45) **Date of Patent: ** Feb. 15, 2005**

(54) **ORNAMENTAL STRIP FOR ATTACHMENT TO A MOTORCYCLE HELMET**

(76) **Inventor: Mark Dean Jagger, c/o JPD**
Development Limited Suite 6, 65 King Street, Belper, Derbyshire, DE56 1QA (GB)

(**) **Term: 14 Years**

(21) **Appl. No.: 29/196,059**

(22) **Filed: Dec. 19, 2003**

(51) **LOC (7) Cl. 09-03**

(52) **U.S. Cl. D29/122**

(58) **Field of Search** D29/102-106,
D29/122; D2/865-866, 868-870, 895, 891;
D28/92; 2/171, 244, 209.13, 918, 410,
414, 416, 421-423, 425; 446/27; 132/53,
105

(56) **References Cited**

U.S. PATENT DOCUMENTS

D60,107 S * 12/1921 Quimby D4/126
D207,145 S * 3/1967 Aylott D28/92

5,741,336 A * 4/1998 Fraser 623/15.11
D413,191 S * 8/1999 Thomas D2/866
D422,777 S * 4/2000 Scott D2/869
D442,746 S * 5/2001 Belcher D29/122
D458,734 S * 6/2002 Clair D2/869
D467,707 S * 12/2002 Rothschild D2/866
D485,946 S * 1/2004 Angrum D28/92
2003/0075196 A1 * 4/2003 Fair 132/201

* cited by examiner

Primary Examiner—Ruth McInroy

(74) *Attorney, Agent, or Firm*—Smith-Hill and Bedell

(57) **CLAIM**

The new and ornamental design for an ornamental strip for attachment to a motorcycle helmet, as shown and described.

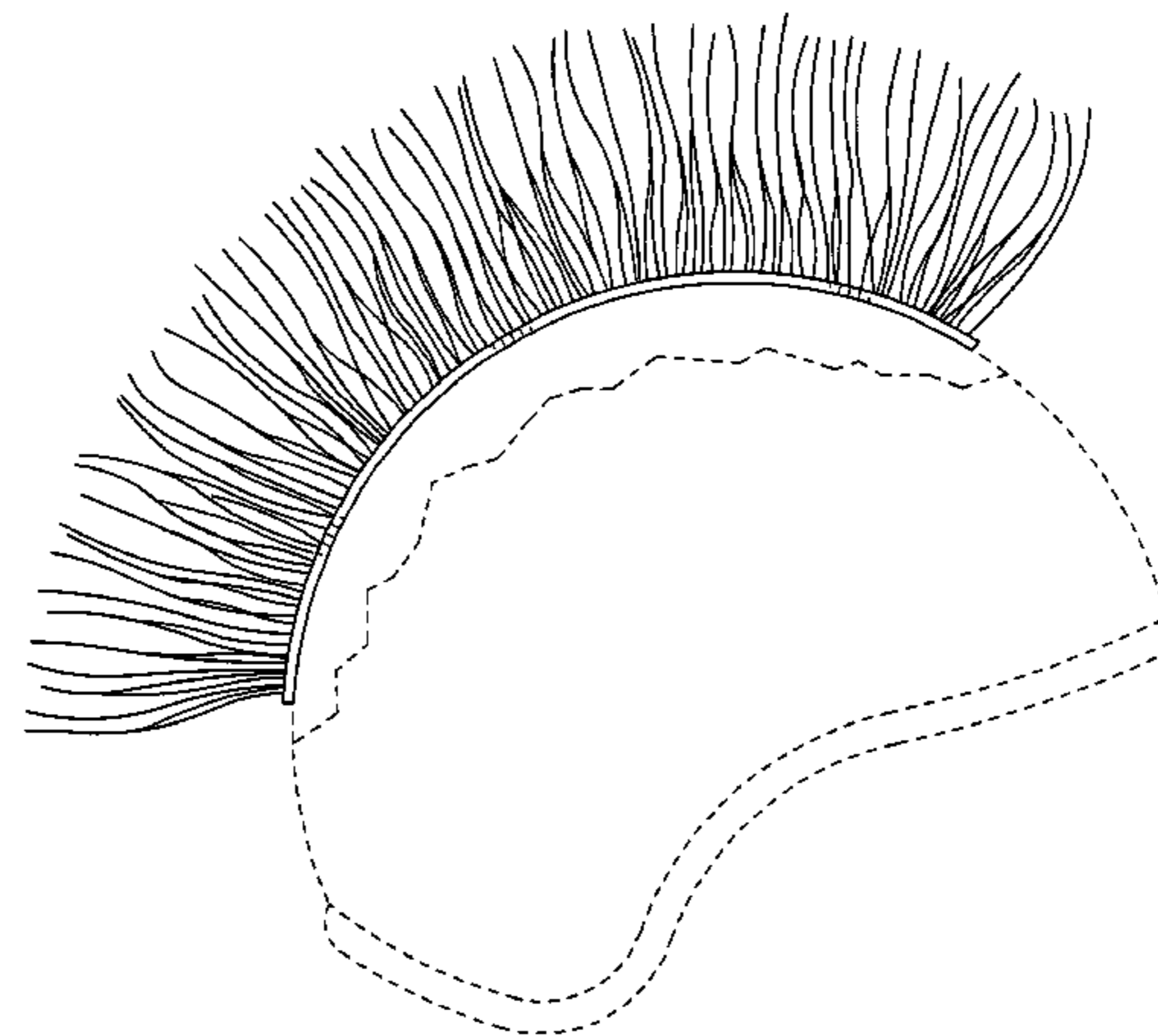
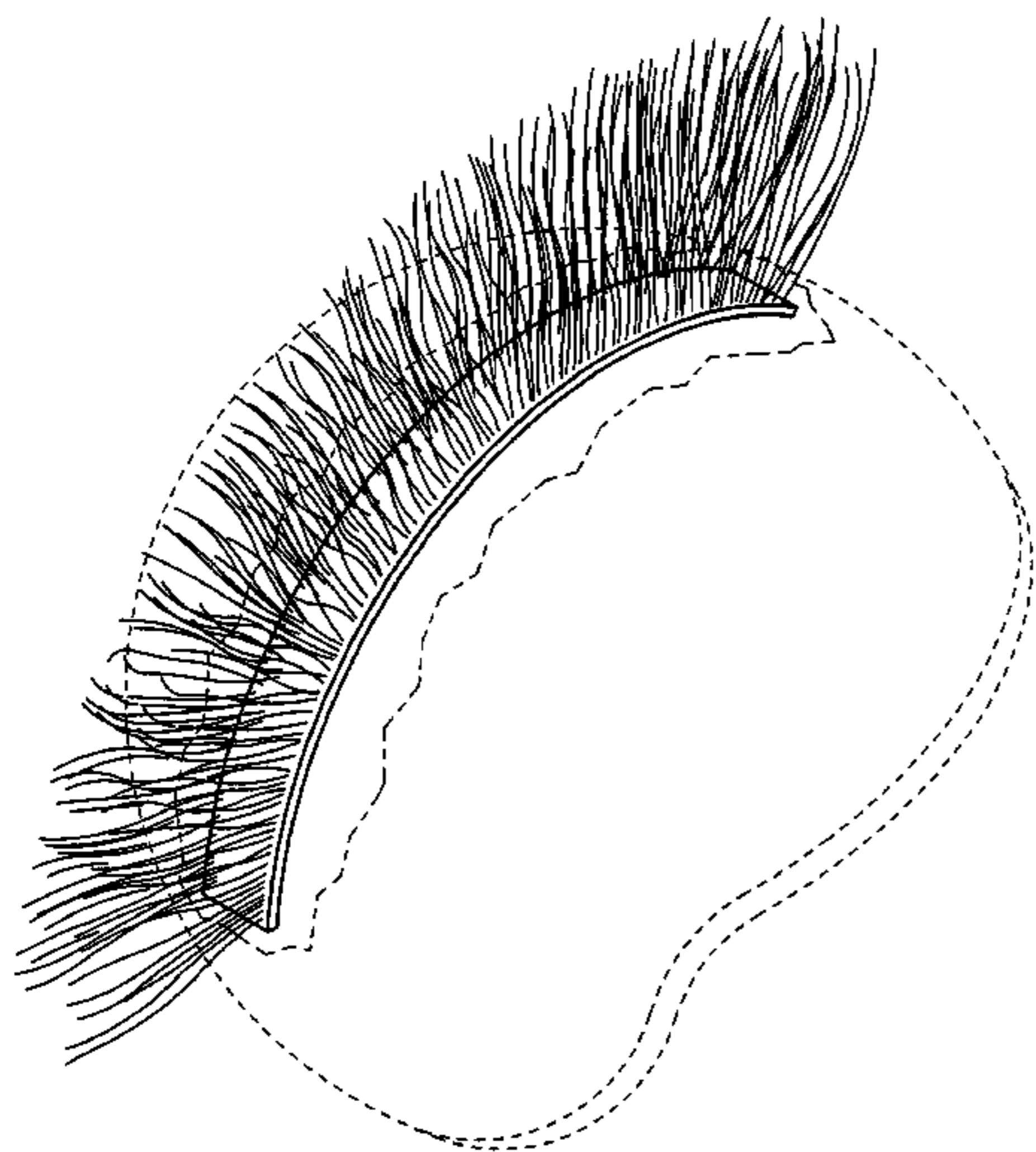
DESCRIPTION

FIG. 1 is a perspective view of an ornamental strip for attachment to a motorcycle helmet showing my new design; and,

FIG. 2 is a side view thereof.

The helmet shown in broken lines is for illustrative purposes only and forms no part of the claimed design.

1 Claim, 2 Drawing Sheets



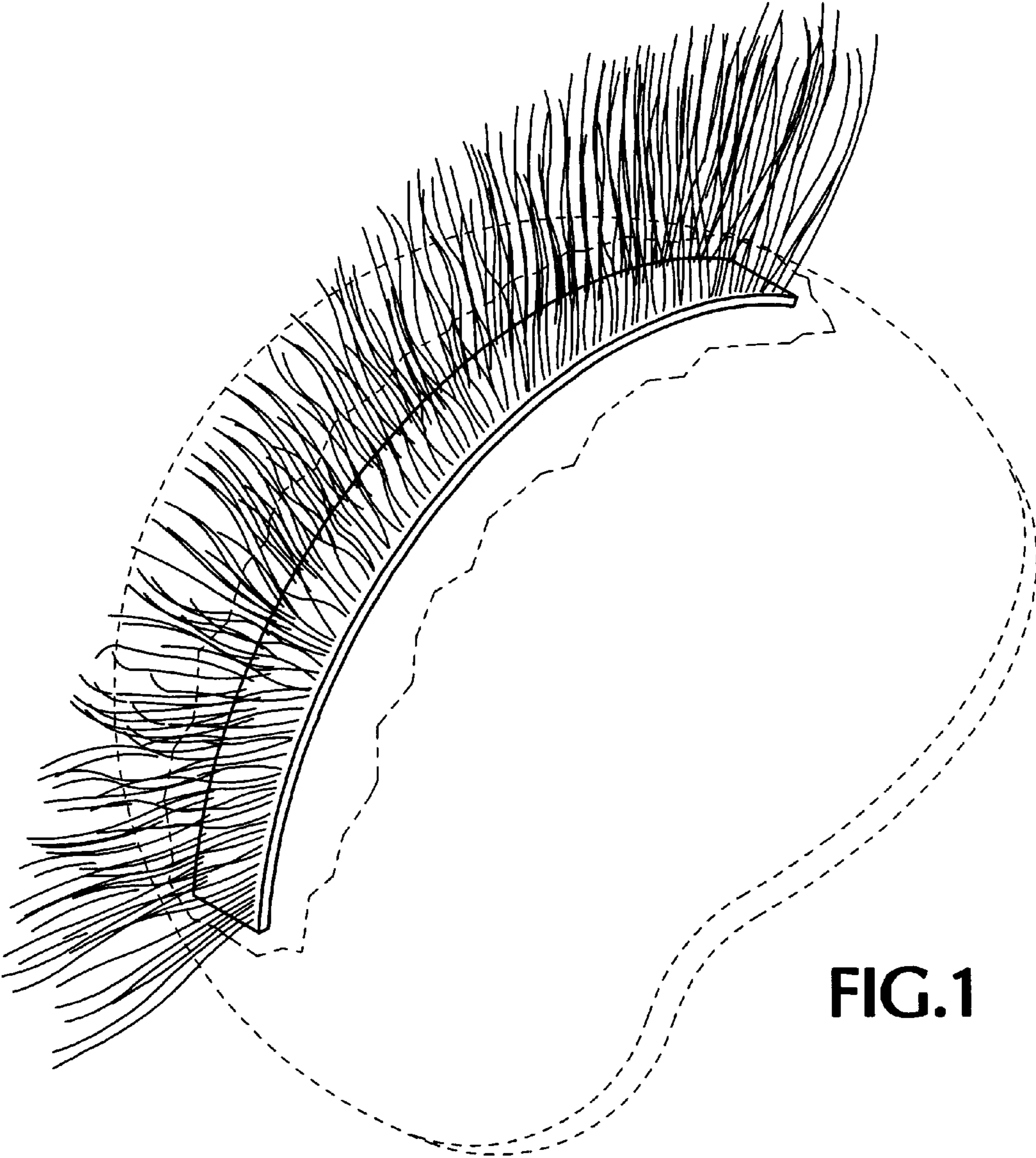


FIG. 1

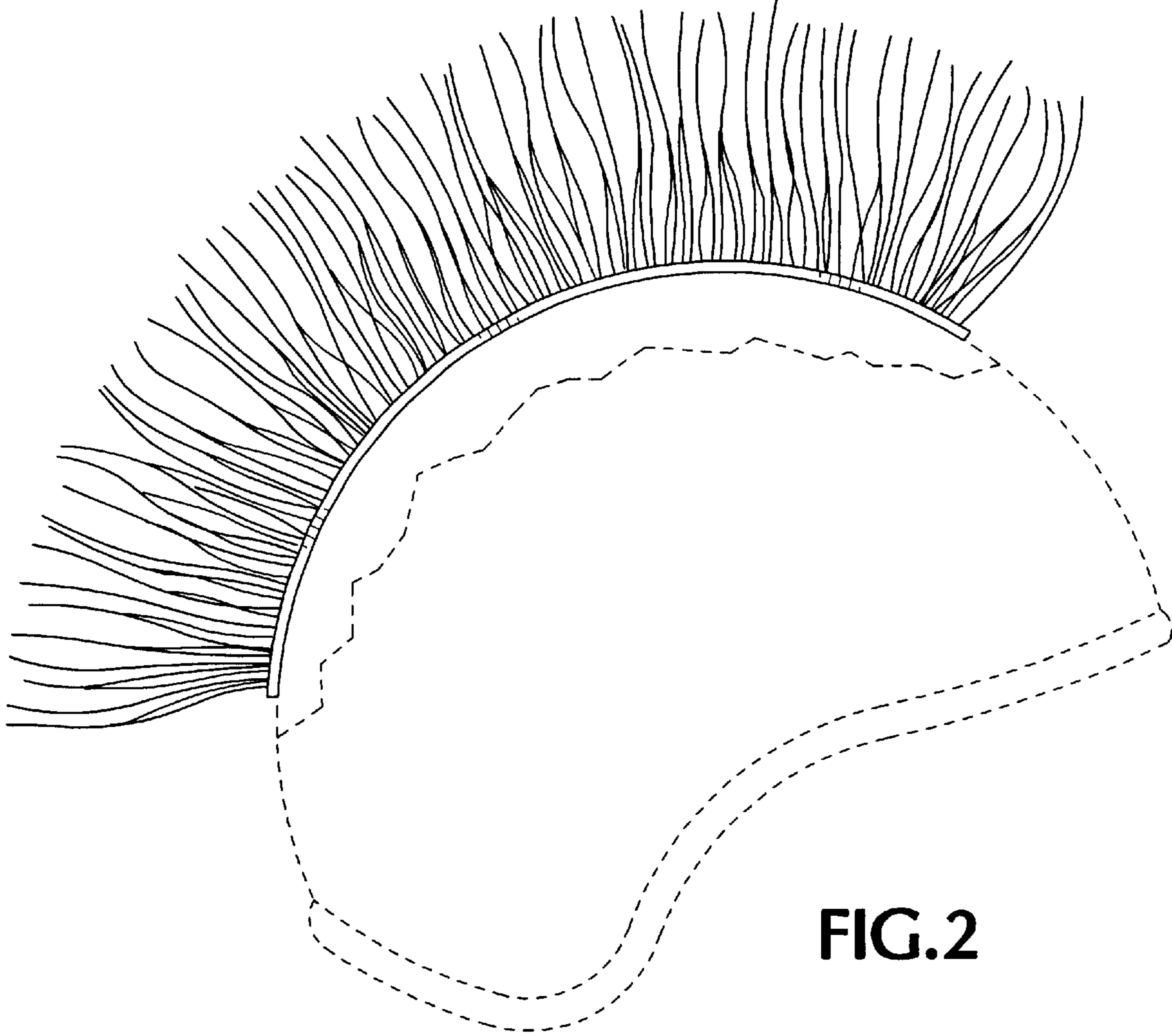


FIG.2