

US00D501954S

(12) **United States Design Patent**  
**Kite et al.**

(10) **Patent No.: US D501,954 S**

(45) **Date of Patent: \*\* Feb. 15, 2005**

(54) **RAZOR CARTRIDGE HAVING A DUAL PURPOSE SOAP BAR**

(75) Inventors: **Jason Kite**, Shenandoah, VA (US);  
**Frank Prochaska**, Waynesboro, VA (US)

(73) Assignee: **American Safety Razor Company**,  
Verona, VA (US)

(\*\*) Term: **14 Years**

(21) Appl. No.: **29/176,217**

(22) Filed: **Feb. 20, 2003**

**Related U.S. Application Data**

(62) Division of application No. 29/142,996, filed on Jun. 7, 2001, now Pat. No. Des. 472,017.

(51) **LOC (7) Cl.** ..... **28-03**

(52) **U.S. Cl.** ..... **D28/47**

(58) **Field of Search** ..... D28/44-47; 30/32,  
30/34.05, 34.2, 41, 41.7, 47.51, 77, 81,  
83

(56) **References Cited**

**U.S. PATENT DOCUMENTS**

D243,638 S	*	3/1977	Poisson	.....	D28/47
4,741,103 A	*	5/1988	Hultman	.....	30/34.2
D298,068 S	*	10/1988	Gilder	.....	D28/47
4,866,844 A	*	9/1989	Burout, III	.....	30/50
4,976,028 A	*	12/1990	Chen	.....	30/49
5,092,042 A	*	3/1992	Miller et al.	.....	30/77
D329,105 S	*	9/1992	Chen	.....	D28/47

D345,232 S	*	3/1994	Gray	.....	D28/46
5,666,729 A	*	9/1997	Ferraro	.....	30/50
5,671,534 A	*	9/1997	Mayerovitch	.....	30/41
5,903,979 A	*	5/1999	Olroyd	.....	30/41
D415,315 S	*	10/1999	Swanson et al.	.....	D28/47
6,131,287 A	*	10/2000	Prochaska et al.	.....	30/34.2
6,182,366 B1	*	2/2001	Richard	.....	30/50

\* cited by examiner

*Primary Examiner*—Stella Reid

*Assistant Examiner*—C. Tuttle

(74) *Attorney, Agent, or Firm*—McDermott Will & Emery LLP

(57) **CLAIM**

The ornamental design for a razor cartridge having a dual purpose soap bar, as shown and described in the drawings.

**DESCRIPTION**

FIG. 1 is a front perspective view of a razor cartridge having a dual purpose soap bar showing the new design;

FIG. 2 is a top view of the razor cartridge having a dual purpose soap bar;

FIG. 3 is a bottom view of the razor cartridge having a dual purpose soap bar;

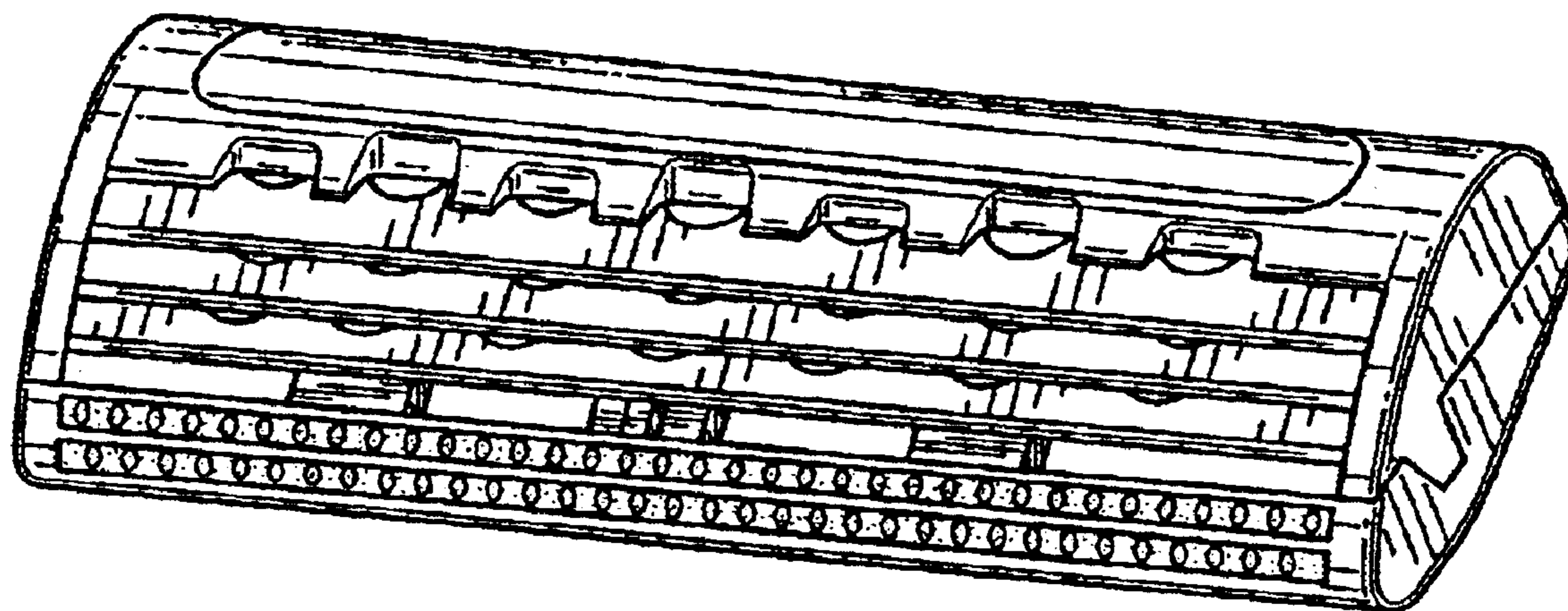
FIG. 4 is an upended left side view of the razor cartridge having a dual purpose soap bar;

FIG. 5 is a back view of the razor cartridge having a dual purpose soap bar; and,

FIG. 6 is a front view of the razor cartridge having a dual purpose soap bar.

The portions shown with broken lines are for illustrative purposes only and form no part of the claimed design.

**1 Claim, 3 Drawing Sheets**



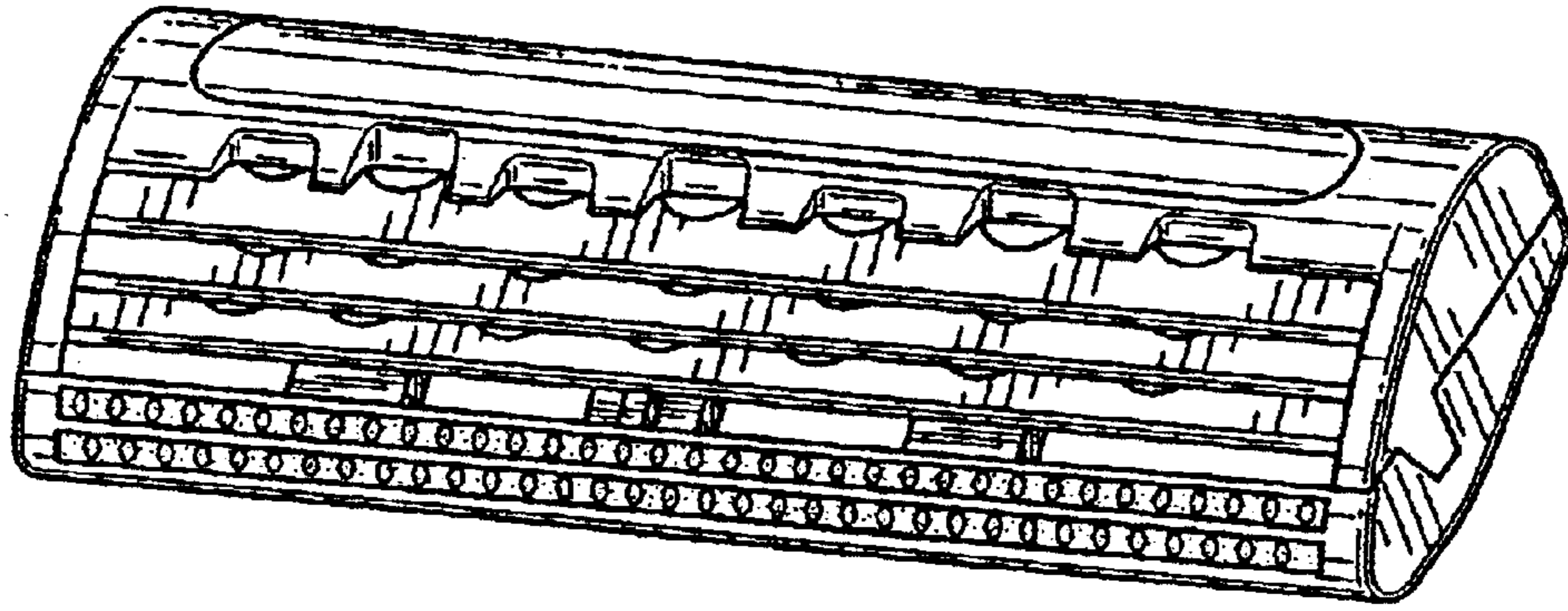


FIG. 1

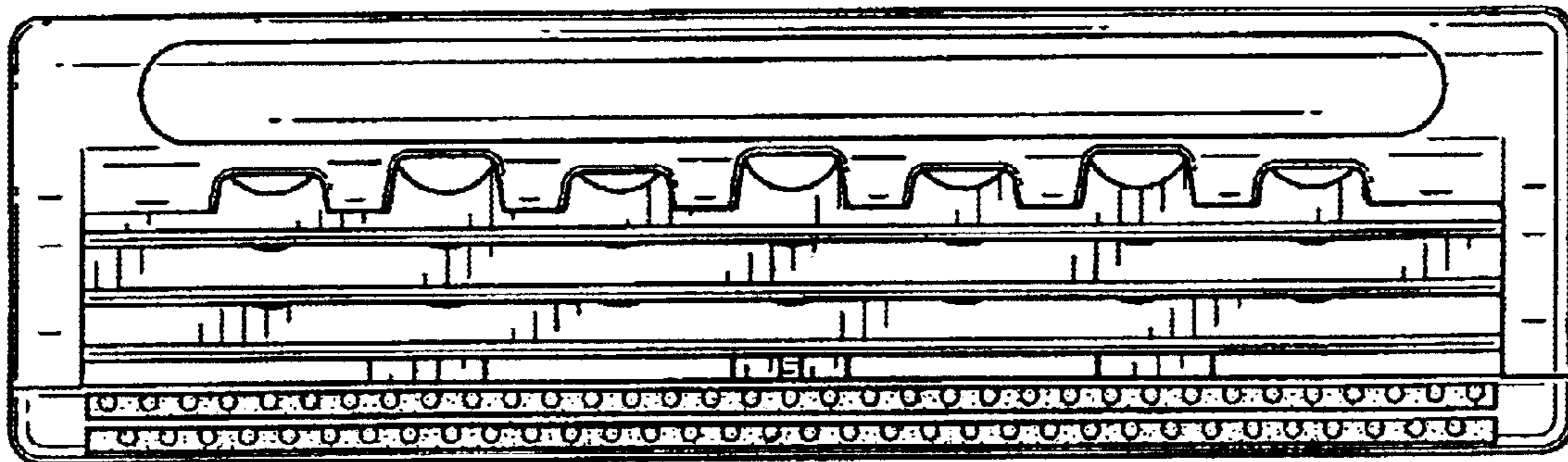


FIG. 2




FIG. 3

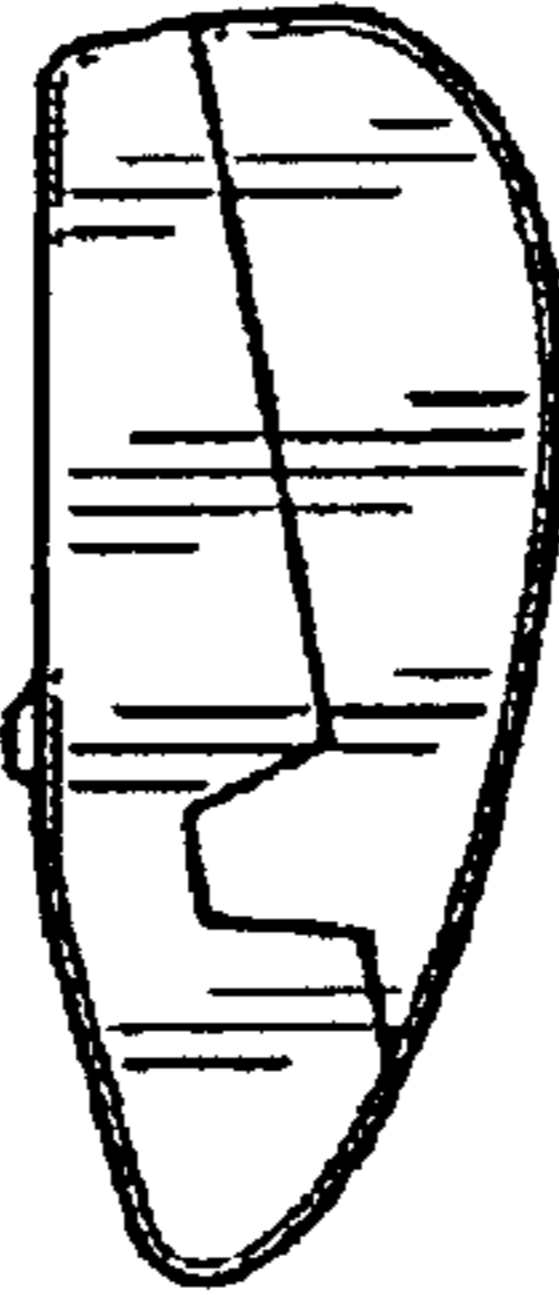


FIG. 4




FIG. 5




FIG. 6