

US00D501951S

(12) **United States Design Patent** (10) **Patent No.:** **US D501,951 S**
Aronson, II et al. (45) **Date of Patent:** **** Feb. 15, 2005**

(54) **CIGARETTE LIGHTER**

(75) Inventors: **Louis V. Aronson, II**, Oldwick, NJ (US); **Adam Grabicki**, Parsippany, NJ (US)

(73) Assignee: **Ronson Corporation**, Woodbridge, NJ (US)

(**) Term: **14 Years**

(21) Appl. No.: **29/195,820**

(22) Filed: **Dec. 17, 2003**

Related U.S. Application Data

(63) Continuation-in-part of application No. 29/190,272, filed on Sep. 17, 2003.

(51) **LOC (7) Cl.** **27-05**

(52) **U.S. Cl.** **D27/154**

(58) **Field of Search** D27/141-142, D27/152-161; 431/142-144, 151-153, 253-256, 273-277

(56) **References Cited**

U.S. PATENT DOCUMENTS

4,784,601 A * 11/1988 Nitta 431/153

D425,656 S * 5/2000 Aronson, II D27/141

2003/0003412 A1 * 1/2003 Chung Yang 431/153

* cited by examiner

Primary Examiner—Jennifer Rivard

(74) *Attorney, Agent, or Firm*—Lerner, David, Littenberg, Krumholz & Mentlik, LLP

(57) **CLAIM**

The ornamental design for a cigarette lighter, as shown and described.

DESCRIPTION

FIG. 1 is a perspective view of a cigarette lighter showing my new design;

FIG. 2 is a right side elevational view;

FIG. 3 is a front elevational view, the rear elevational view being a mirror image thereof;

FIG. 4 is a left side elevational view;

FIG. 5 is a top plan view;

FIG. 6 is a bottom plan view;

FIG. 7 is a perspective view of a second embodiment of a cigarette lighter showing my new design.

FIG. 8 is a right side elevational view;

FIG. 9 is a front elevational view, the rear elevational view being a mirror image thereof;

FIG. 10 is a left side elevational view;

FIG. 11 is a top plan view;

FIG. 12 is a bottom plan view;

FIG. 13 is a perspective view of a third embodiment of a cigarette lighter showing my new design.

FIG. 14 is a right side elevational view;

FIG. 15 is a front elevational view, the rear elevational view being a mirror image thereof;

FIG. 16 is a left side elevational view;

FIG. 17 is a top plan view;

FIG. 18 is a bottom plan view;

FIG. 19 is a perspective view of a fourth embodiment of a cigarette lighter showing my new design.

FIG. 20 is a right side elevational view;

FIG. 21 is a front elevational view, the rear elevational view being a mirror image thereof;

FIG. 22 is a left side elevational view;

FIG. 23 is a top plan view; and,

FIG. 24 is a bottom plan view.

1 Claim, 4 Drawing Sheets

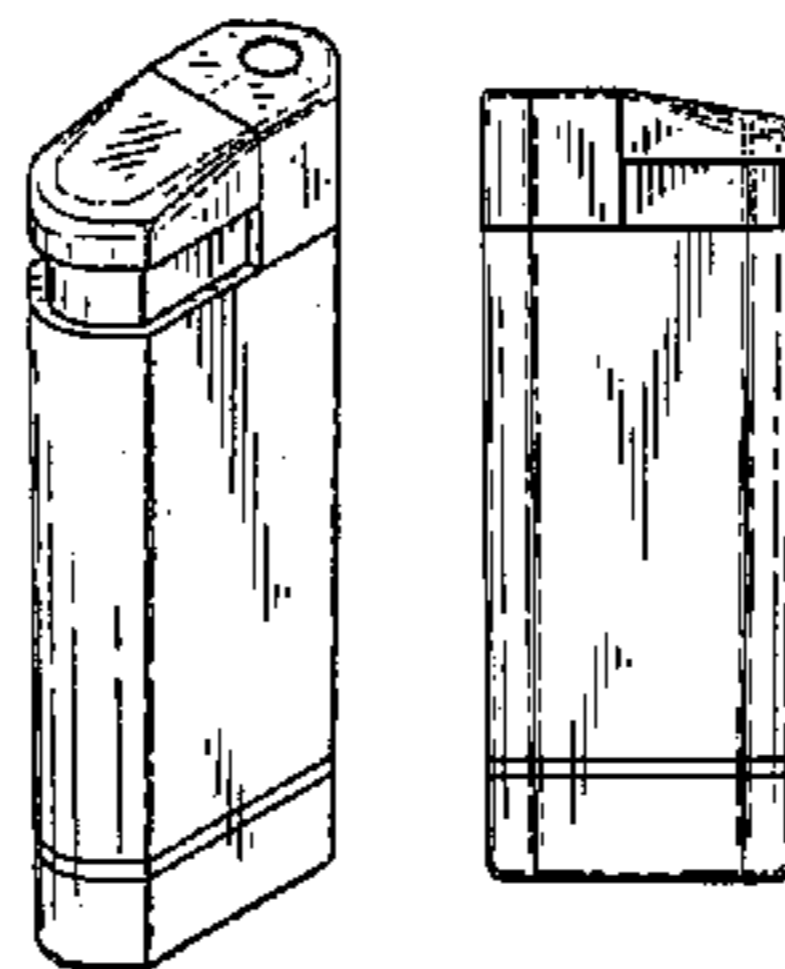


FIG. 1




FIG. 2




FIG. 3




FIG. 4



FIG. 5



FIG. 6




FIG. 7



FIG. 8



FIG. 9




FIG. 10




FIG. 11



FIG. 12



FIG. 13

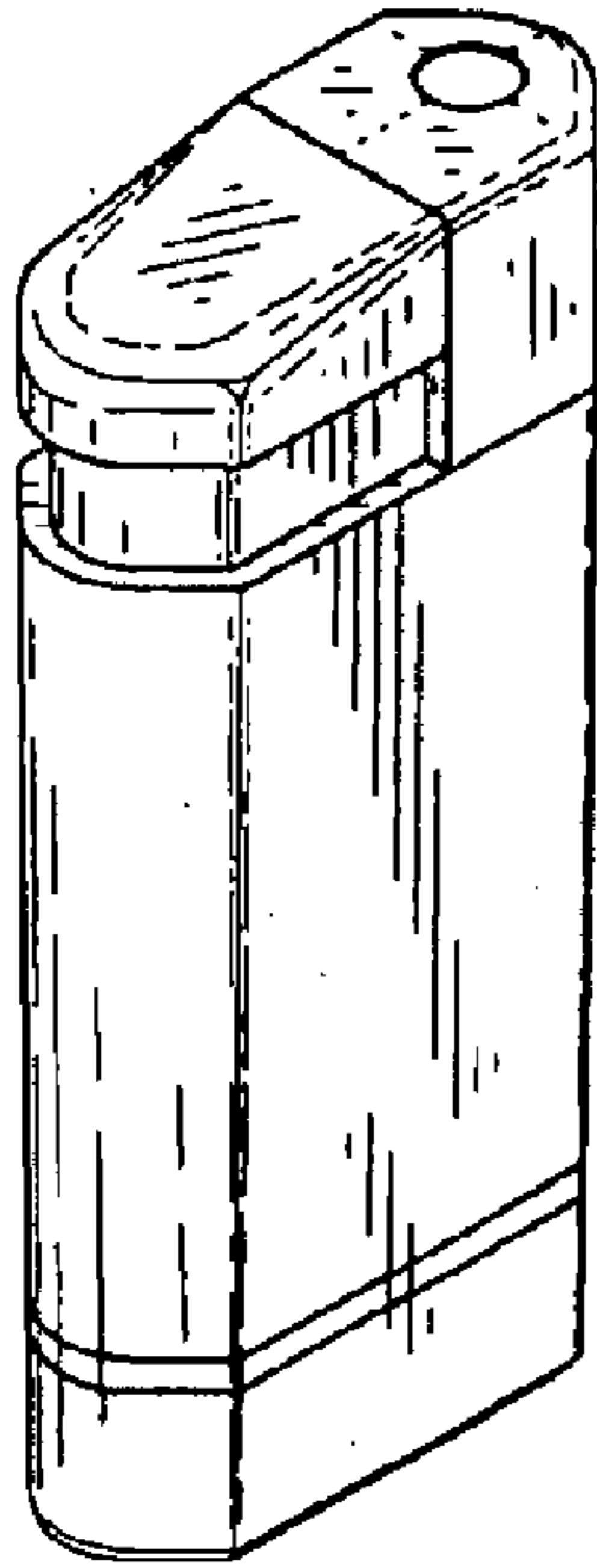


FIG. 14




FIG. 15




FIG. 16




FIG. 17



FIG. 18



FIG. 19

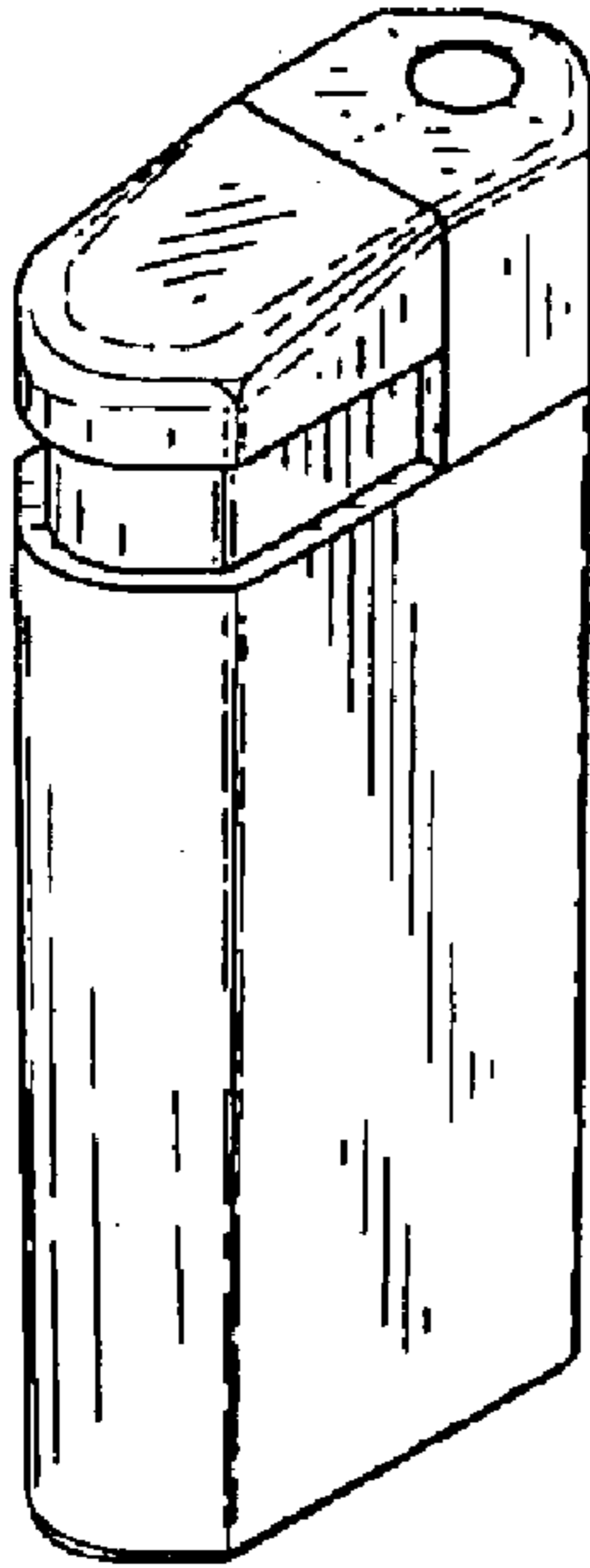


FIG. 20



FIG. 21




FIG. 22




FIG. 23



FIG. 24

