

US00D501943S

(12) **United States Design Patent** (10) **Patent No.:** **US D501,943 S**  
**Lui (Phillip)** (45) **Date of Patent:** **\*\* Feb. 15, 2005**

(54) **FLASHLIGHT**

(76) **Inventor:** **Chun Wai Lui (Phillip), 5**  
**Willowridge, Irvine, CA (US) 92602**

(\*\*) **Term:** **14 Years**

(21) **Appl. No.:** **29/182,472**

(22) **Filed:** **May 28, 2003**

(51) **LOC (7) Cl.** ..... **26-02**

(52) **U.S. Cl.** ..... **D26/49**

(58) **Field of Search** ..... **D26/37-50; 362/157,**  
**362/158, 171-174, 183-208**

(56) **References Cited**

**U.S. PATENT DOCUMENTS**

6,095,661	A	8/2000	Lebens et al.	
6,132,072	A	10/2000	Turnbull et al.	
6,168,288	B1	1/2001	St. Claire	
6,190,020	B1	2/2001	Hartley	
6,206,541	B1	3/2001	Landamia	
6,231,207	B1	5/2001	Kennedy et al.	
6,299,323	B1	10/2001	Yu et al.	
6,328,456	B1	12/2001	Mize	
6,371,625	B2	4/2002	Campman	
6,452,217	B1	9/2002	Wojnarowski et al.	
6,459,919	B1	10/2002	Lys et al.	
6,474,837	B1	11/2002	Belliveau	
6,502,956	B1	1/2003	Wu	
6,536,912	B2	3/2003	Parker	
D482,151	S	* 11/2003	Shiu .....	D26/49
D494,299	S	* 8/2004	Dalton et al. ....	D26/49

D495,077	S	* 8/2004	Chau .....	D26/49
2002/0014862	A1	2/2002	Fregoso	
2002/0056287	A1	5/2002	Rudick	
2002/0093649	A1	7/2002	Brass	
2002/0149928	A1	10/2002	Watterson et al.	
2002/0191396	A1	12/2002	Reiff et al.	
2003/0072151	A1	4/2003	Galli	
2003/0156406	A1	8/2003	Galli	

**FOREIGN PATENT DOCUMENTS**

WO WO 02/14738 2/2002

\* cited by examiner

*Primary Examiner*—Marcus A. Jackson  
(74) *Attorney, Agent, or Firm*—Knobbe Martens Olson & Bear LLP

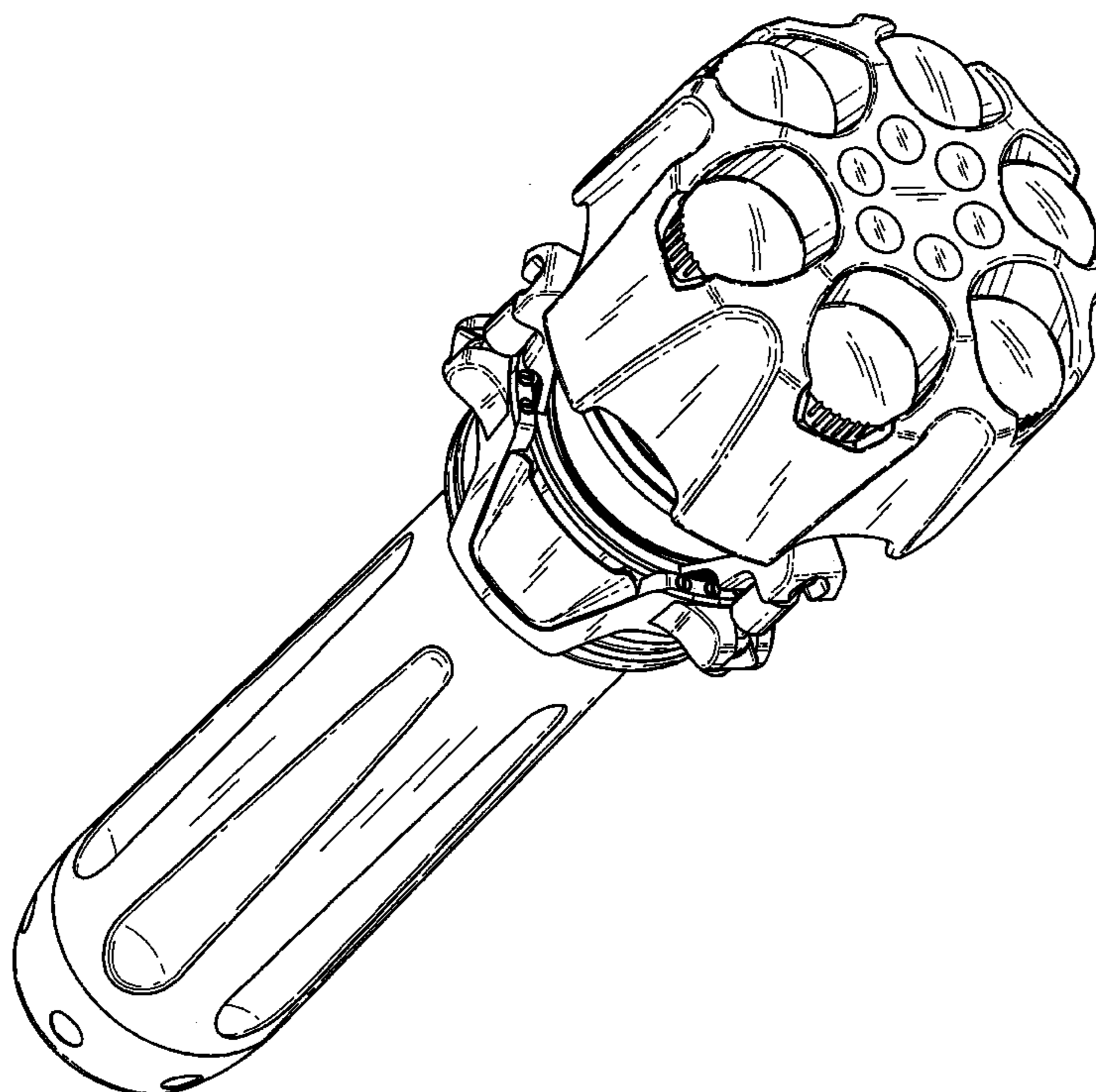
(57) **CLAIM**

The ornamental design for a flashlight, as shown and described.

**DESCRIPTION**

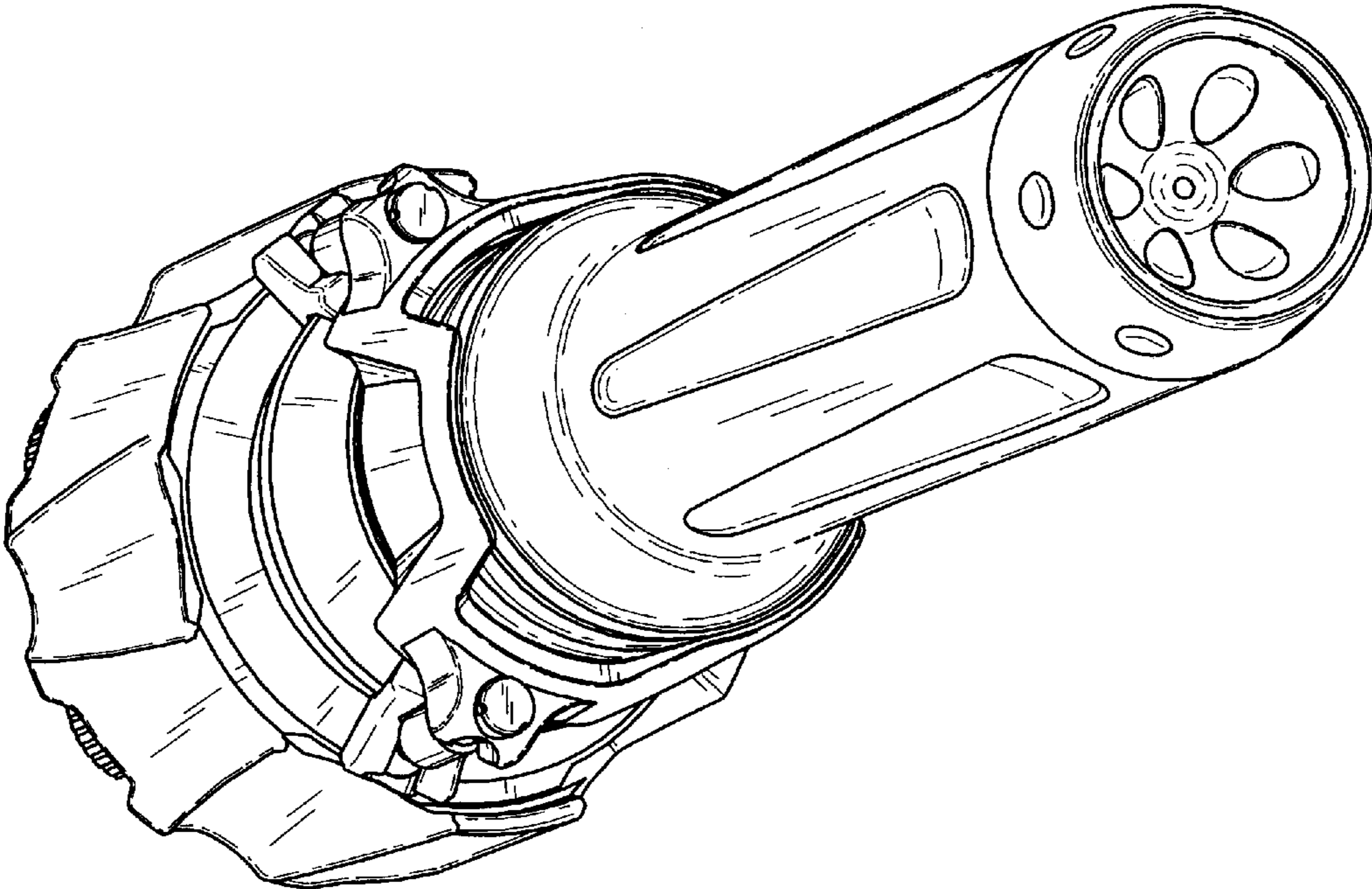
FIG. 1 is a top perspective view of the flashlight of the present design;  
FIG. 2 is a bottom perspective view of the flashlight of FIG. 1;  
FIG. 3 is a side elevation view of the flashlight of FIG. 1;  
FIG. 4 is a side elevation view from a second angle of the flashlight of FIG. 1;  
FIG. 5 is a top plan view of the flashlight of FIG. 1; and,  
FIG. 6 is a bottom plan view of the flashlight of FIG. 1.

**1 Claim, 4 Drawing Sheets**

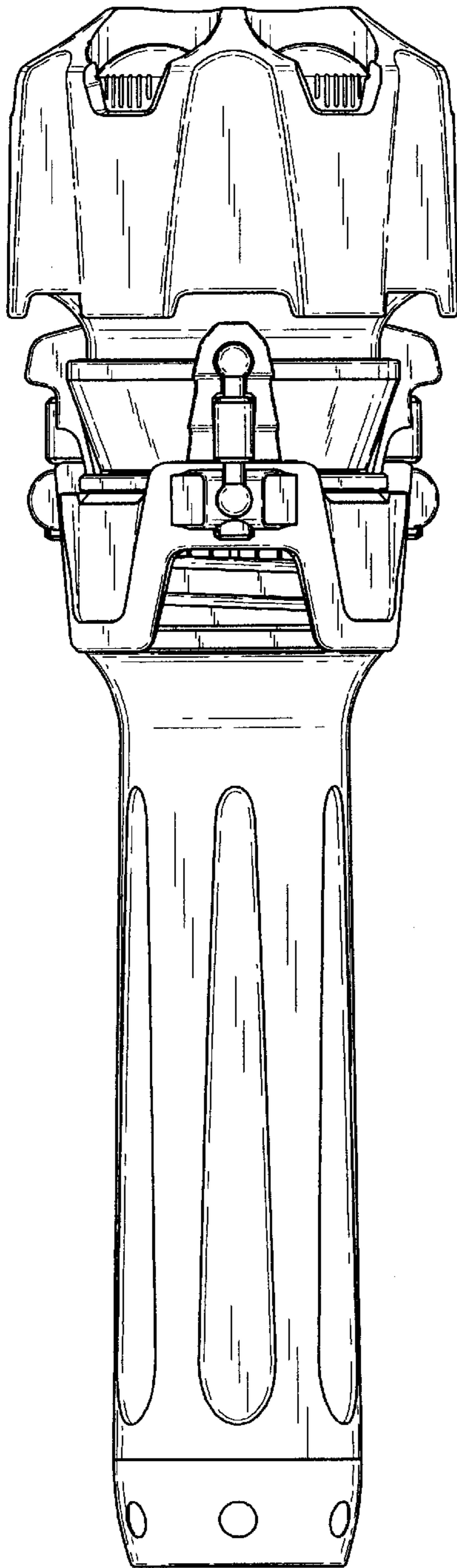




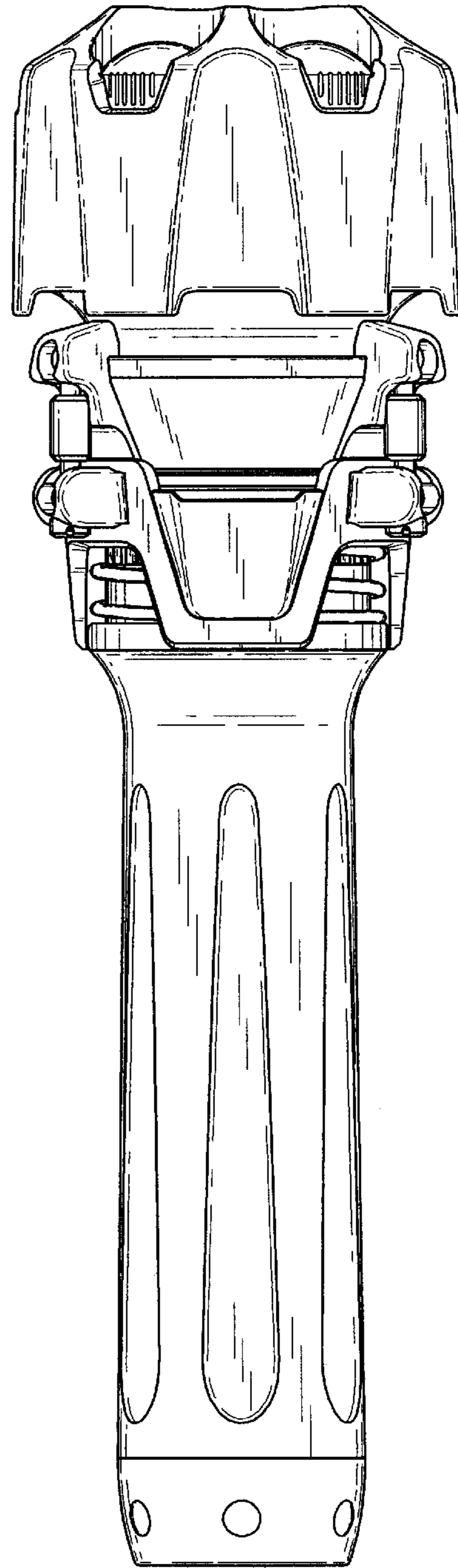
*FIG. 1*



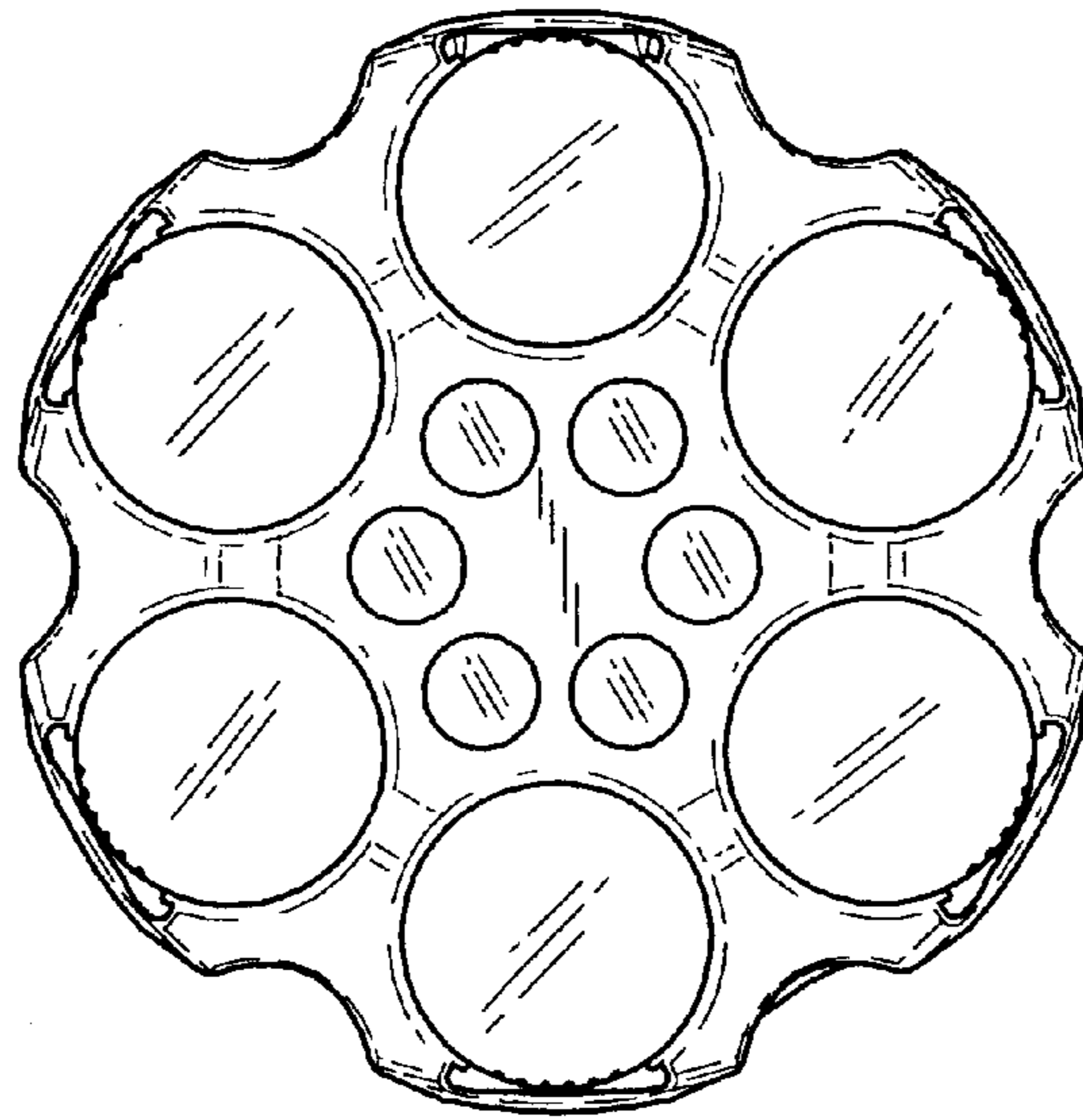
*FIG. 2*



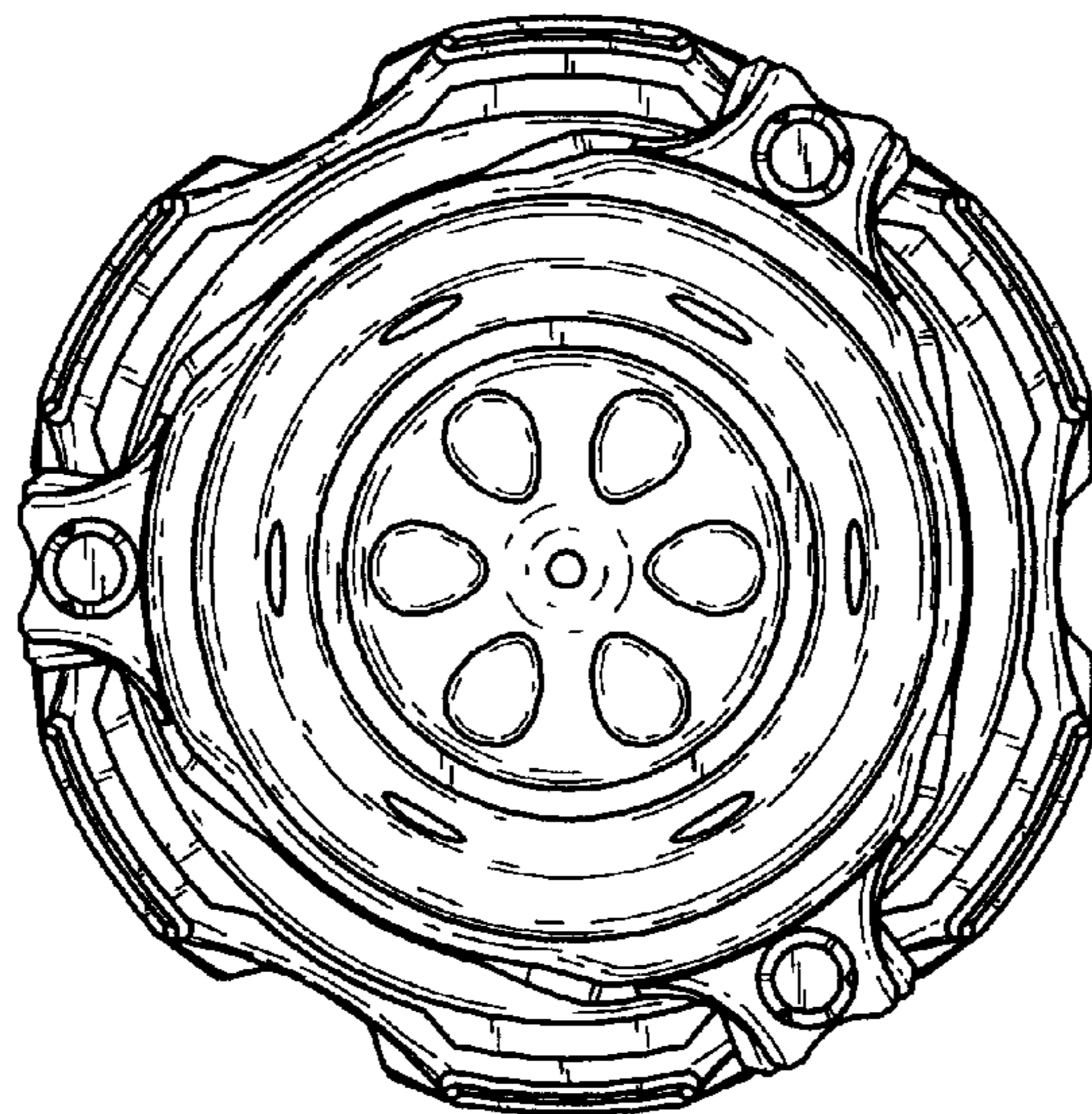
*FIG. 3*



*FIG. 4*



*FIG. 5*



*FIG. 6*