

US00D501937S

(12) **United States Design Patent**  
**Mitrevis**

(10) **Patent No.:** **US D501,937 S**

(45) **Date of Patent:** **\*\* Feb. 15, 2005**

(54) **GLAZING MULLION**

6,032,423 A \* 3/2000 Takemura et al. .... 52/235  
D450,135 S \* 11/2001 Roberts et al. .... D25/60

(76) Inventor: **Al Mitrevics**, 243 E. Scott Ave.,  
Gilbert, AZ (US) 85234

\* cited by examiner

(\*\*) Term: **14 Years**

*Primary Examiner*—Doris Clark  
(74) *Attorney, Agent, or Firm*—Leydig, Voit & Mayer Ltd.

(21) Appl. No.: **29/204,049**

(57) **CLAIM**

(22) Filed: **Apr. 23, 2004**

The ornamental design for a glazing mullion, substantially as shown and described.

**Related U.S. Application Data**

**DESCRIPTION**

(62) Division of application No. 09/468,501, filed on Dec. 21, 1999, now abandoned.

(51) **LOC (7) Cl.** ..... **25-01**

(52) **U.S. Cl.** ..... **D25/124**

(58) **Field of Search** ..... D25/124; 52/204.5,  
52/730.3, 734.2, 204.62

FIG. 1 is a front, top and right side perspective view of a partial length of a glazing mullion center assembly showing my new design. The dotted portions are for reference only and do not form a part of my design;  
FIG. 2 is a top plan view thereof;  
FIG. 3 is a partial rear view thereof;  
FIG. 4 is a partial left side view thereof;  
FIG. 5 is a partial front view thereof; and,  
FIG. 6 is a partial right side view thereof.

(56) **References Cited**

**U.S. PATENT DOCUMENTS**

D378,427 S \* 3/1997 Leonelli ..... D25/124

**1 Claim, 1 Drawing Sheet**

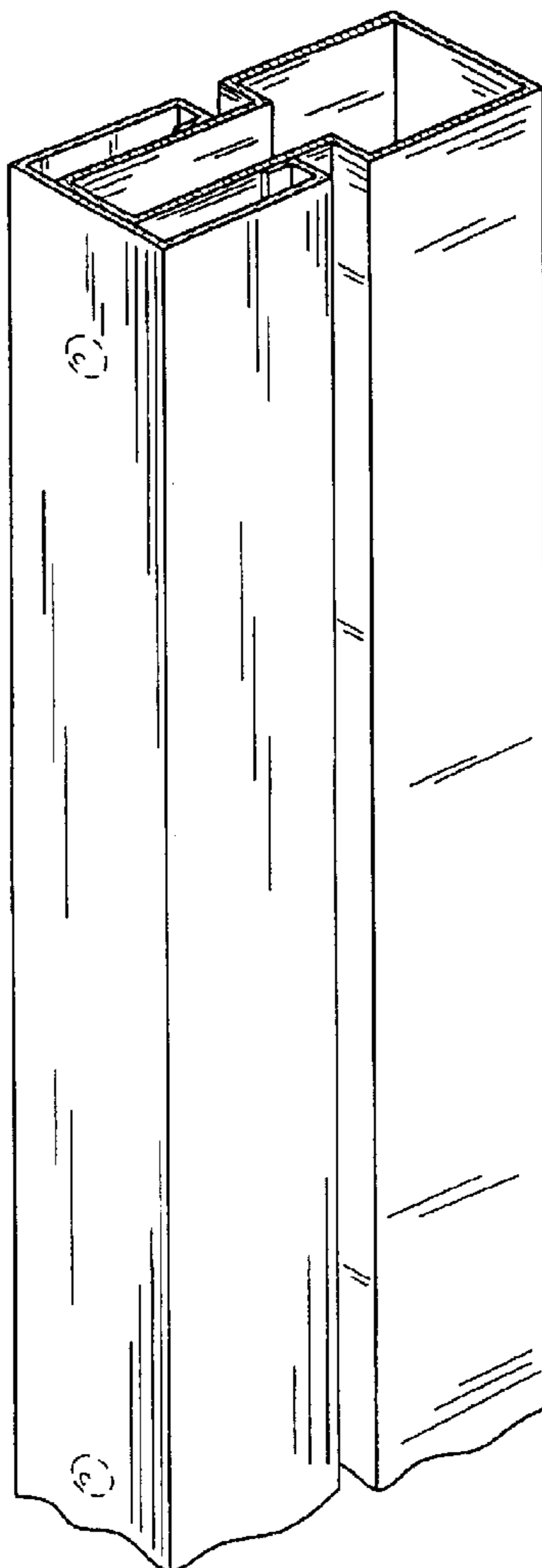


FIG. 1

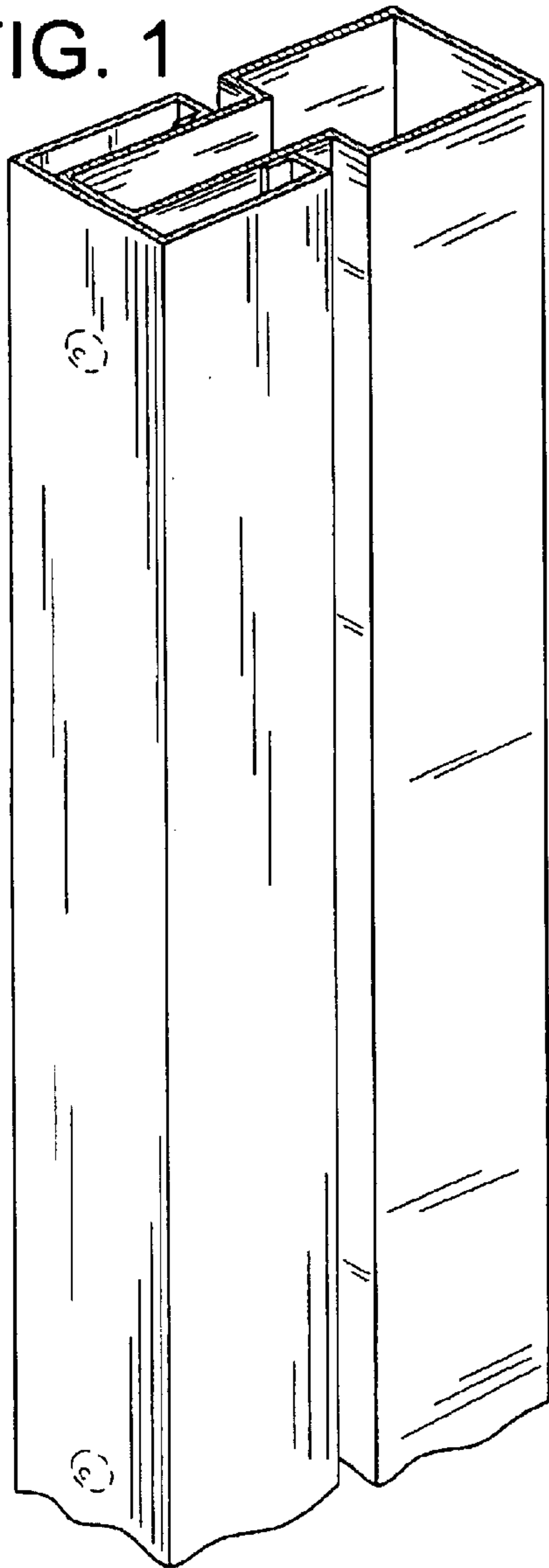


FIG. 3



FIG. 2




FIG. 4




FIG. 5




FIG. 6

