

US00D501926S

(12) **United States Design Patent**  
**Shaw et al.**

(10) **Patent No.: US D501,926 S**  
(45) **Date of Patent: \*\* Feb. 15, 2005**

(54) **WOUND DRESSING**

(75) Inventors: **Helen Shaw, Widnes (GB); Patrick G. Linnane, Chester (GB)**

(73) Assignee: **Bristol-Myers squibb Company, New York, NY (US)**

(\*\*) Term: **14 Years**

(21) Appl. No.: **29/191,413**

(22) Filed: **Oct. 7, 2003**

(30) **Foreign Application Priority Data**

Apr. 10, 2003 (GB) ..... 3012131

(51) **LOC (7) Cl. .... 24-04**

(52) **U.S. Cl. .... D24/189**

(58) **Field of Search** ..... D24/189; 128/888, 128/889; 602/41, 42, 43, 48, 52, 54, 58

(56) **References Cited**

**U.S. PATENT DOCUMENTS**

3,234,941 A \* 2/1966 Tucker ..... 128/888

D278,363 S \* 4/1985 Schenkel et al. .... D24/189  
5,486,158 A \* 1/1996 Samuelson ..... 602/46  
D474,842 S \* 5/2003 Wolsing et al. .... D24/189  
D480,811 S \* 10/2003 Horhota et al. .... D24/189

\* cited by examiner

*Primary Examiner*—Ian Simmons  
(74) *Attorney, Agent, or Firm*—John M. Kilcoyne

(57) **CLAIM**

We claim the ornamental design for a wound dressing, as shown and described.

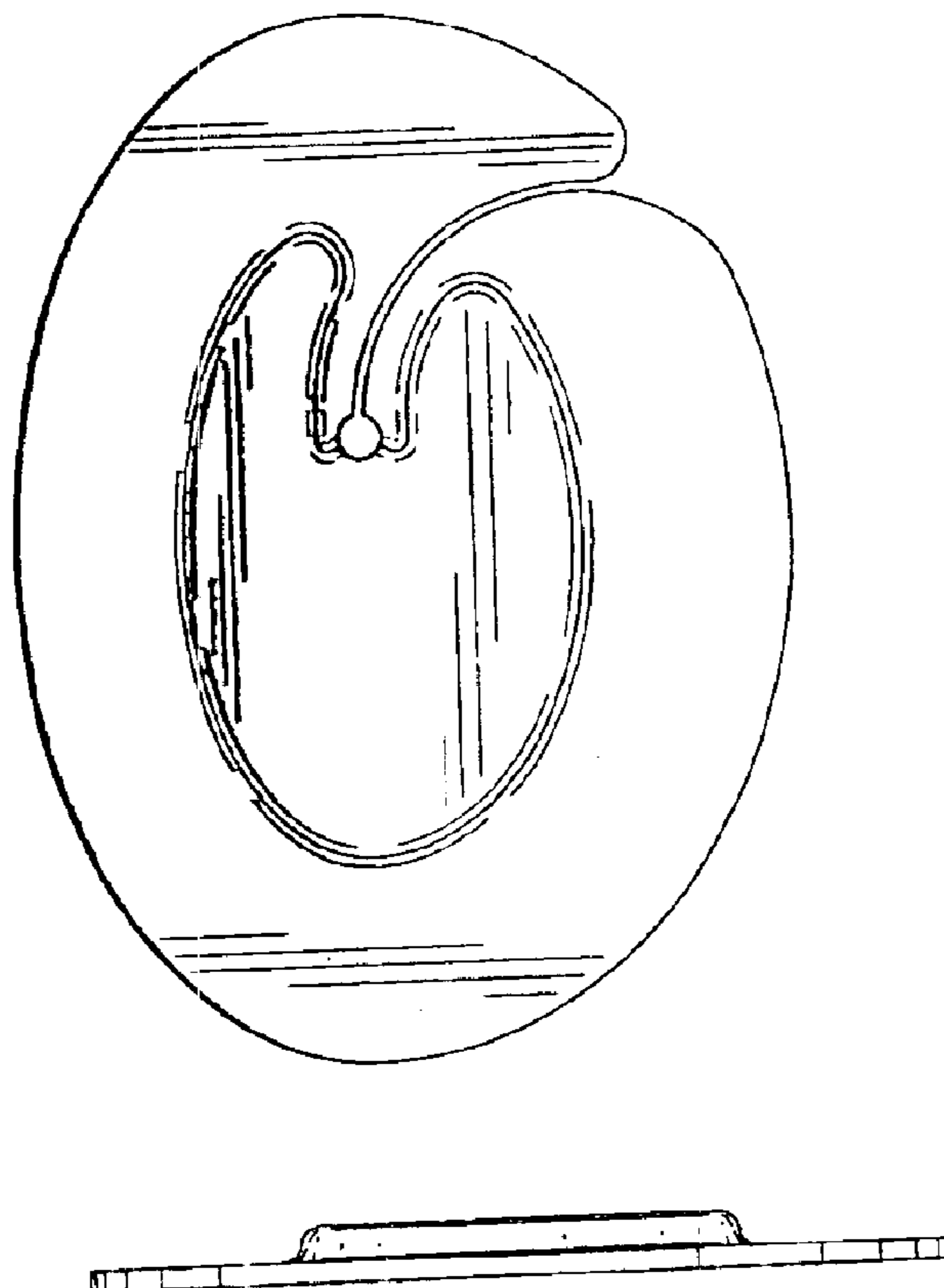
**DESCRIPTION**

FIG. 1 is a top plan view of a wound dressing, showing our new design;

FIG. 2 is an end elevation view thereof; and,

FIG. 3 is a bottom plan view thereof.

**1 Claim, 1 Drawing Sheet**



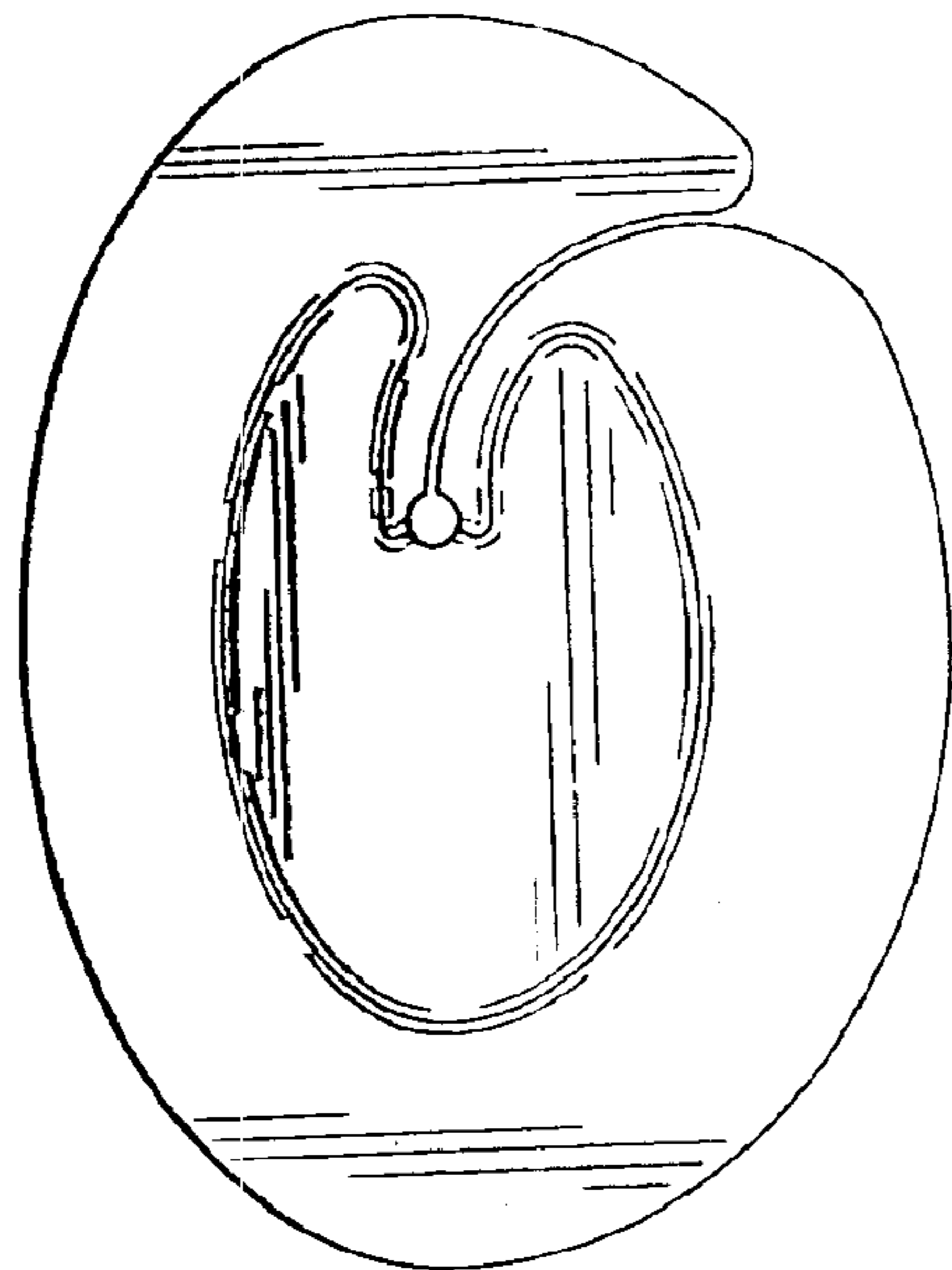


FIG. 1




FIG. 2

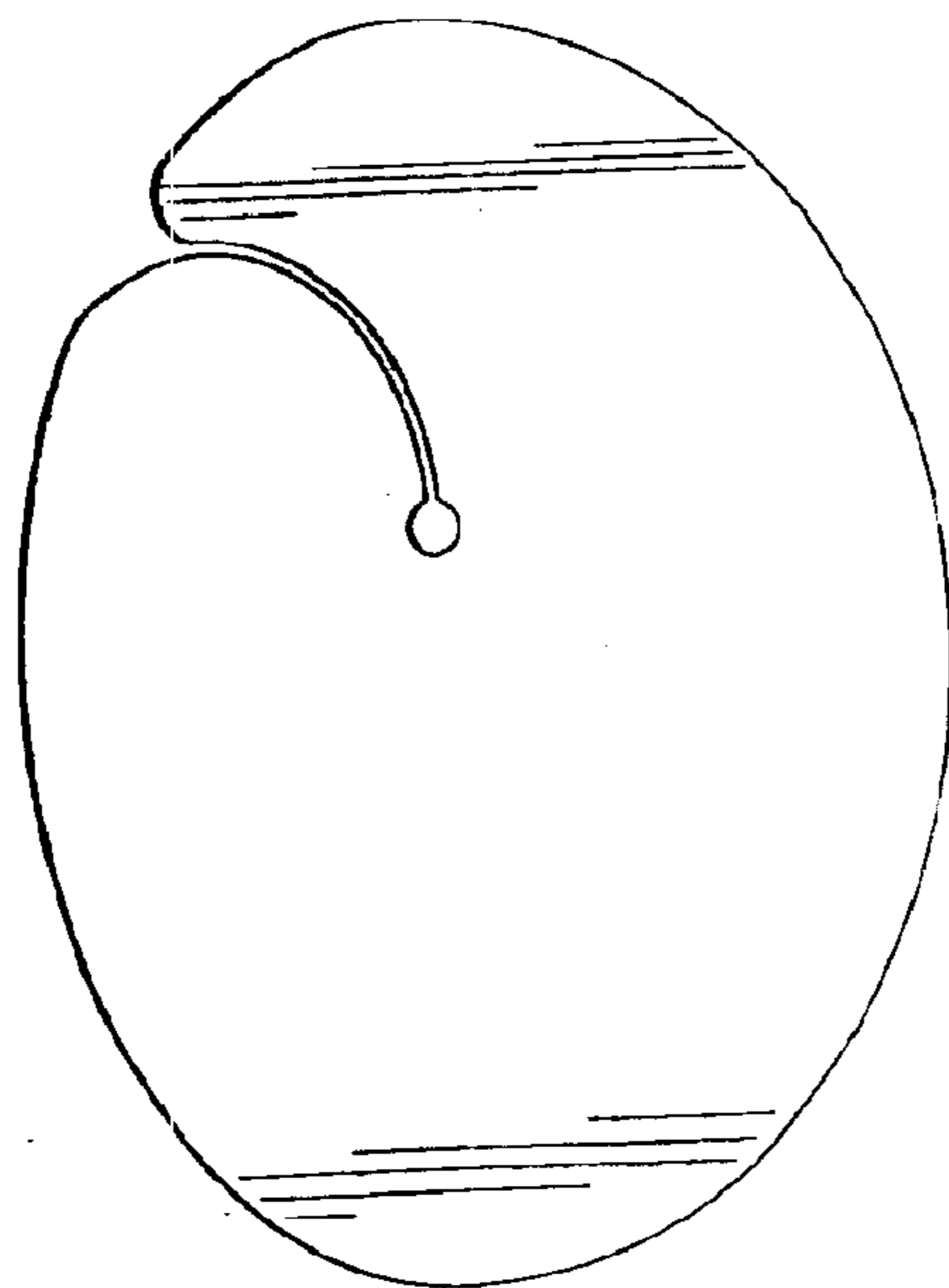


FIG. 3