

US00D501907S

(12) **United States Design Patent**
Peterson

(10) **Patent No.:** **US D501,907 S**

(45) **Date of Patent:** **** Feb. 15, 2005**

(54) **INFLATABLE WATERSPORT DEVICE**

(75) **Inventor:** **Leroy L. Peterson, Omaha, NE (US)**

(73) **Assignee:** **Sportsstuff, Inc., Omaha, NE (US)**

(**) **Term:** **14 Years**

(21) **Appl. No.:** **29/207,342**

(22) **Filed:** **Jun. 11, 2004**

(51) **LOC (7) Cl. 29-02**

(52) **U.S. Cl. D21/805**

(58) **Field of Search** D21/804, 805,
D21/801, 803; D29/101.4, 100, 101.3, 101.5;
D2/829; 441/106-119; 2/458, 463, 464,
465, 467, DIG. 3

(56) **References Cited**

U.S. PATENT DOCUMENTS

906,109 A	*	12/1908	Cooke	441/111
1,077,868 A	*	11/1913	Berman	441/107
1,754,342 A	*	4/1930	Tubiolo	441/112
D131,637 S	*	3/1942	Smuland	D21/805
2,331,302 A	*	10/1943	Brown	441/110

3,883,914 A	*	5/1975	Blair	441/112
4,017,908 A	*	4/1977	Murnane	2/114
4,637,074 A	*	1/1987	Taheri	2/DIG. 3
4,973,277 A	*	11/1990	Khanamirian	441/106
D379,396 S	*	5/1997	Rongo et al.	D21/805

* cited by examiner

Primary Examiner—Lucy Lieberman

(74) *Attorney, Agent, or Firm*—Sturm & Fix LLP

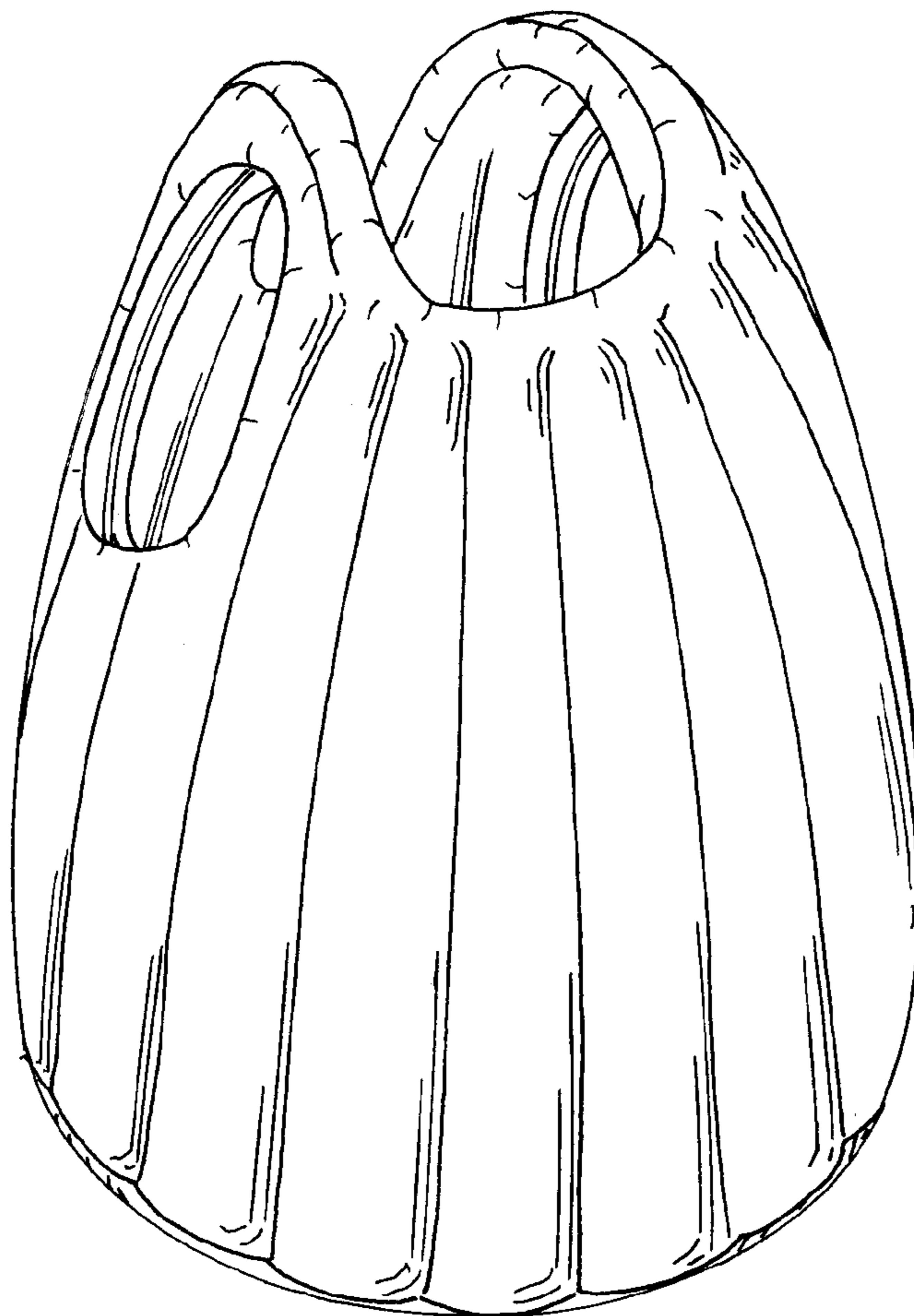
(57) **CLAIM**

The ornamental design for an inflatable watersport device, as shown and described.

DESCRIPTION

FIG. 1 is a perspective view of the inflatable watersport device showing my new design;
FIG. 2 is a front elevational view thereof, the rear elevational view being identical thereto;
FIG. 3 is a right side elevational view thereof, the left side elevational view being identical thereto;
FIG. 4 is a top plan view thereof; and,
FIG. 5 is a bottom plan view thereof.

1 Claim, 2 Drawing Sheets






Fig. 1

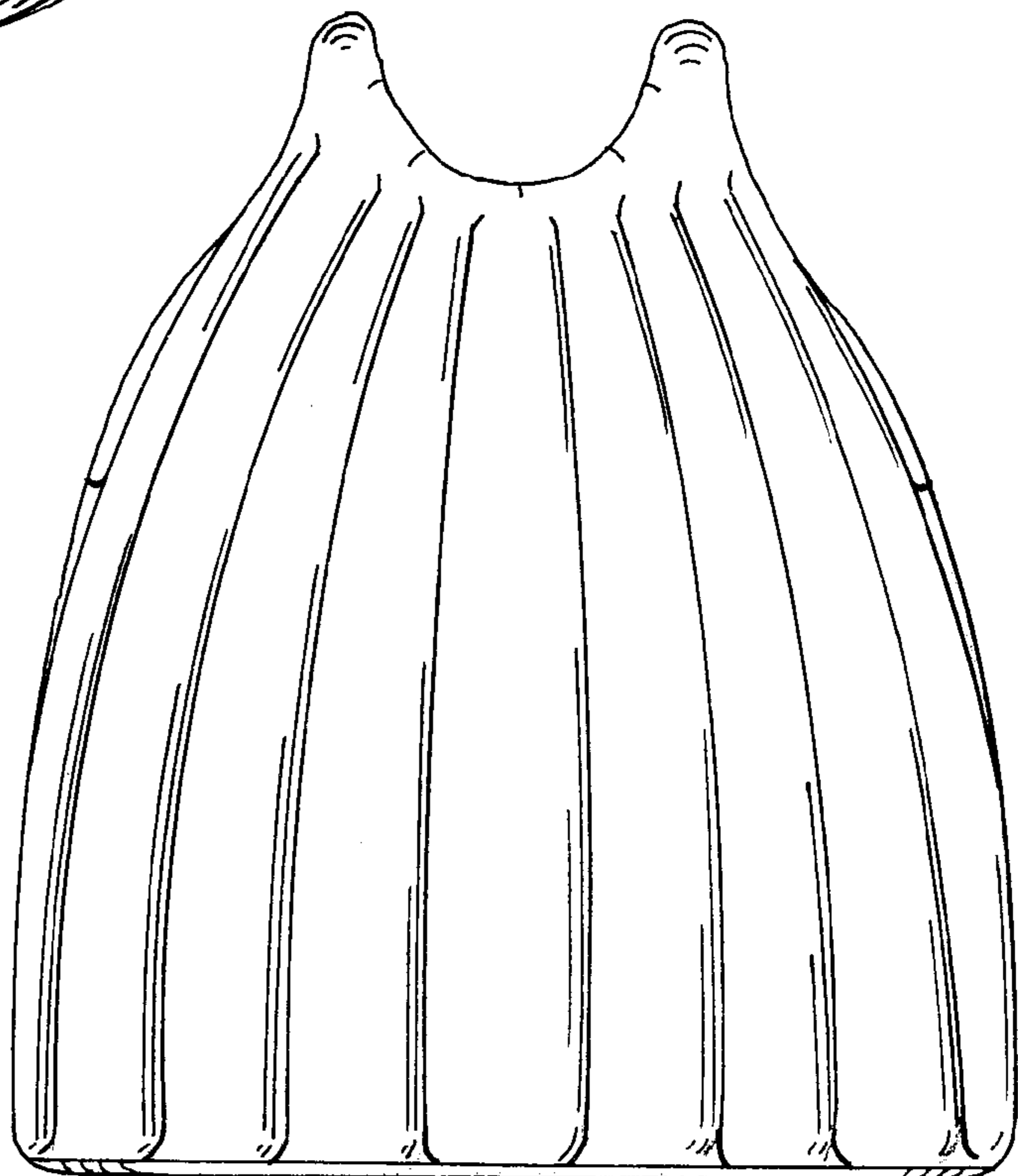


Fig. 2

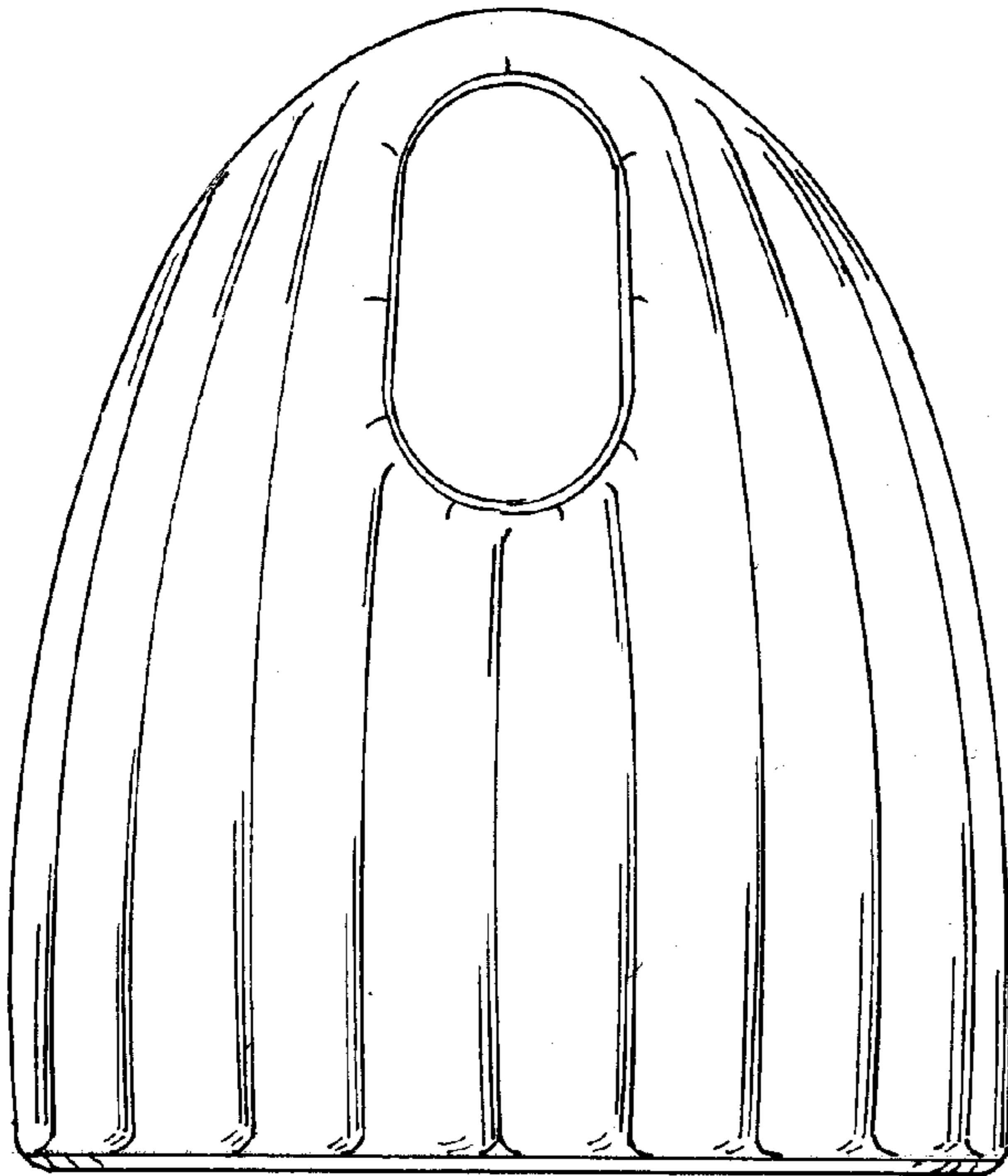


Fig. 3

Fig. 5

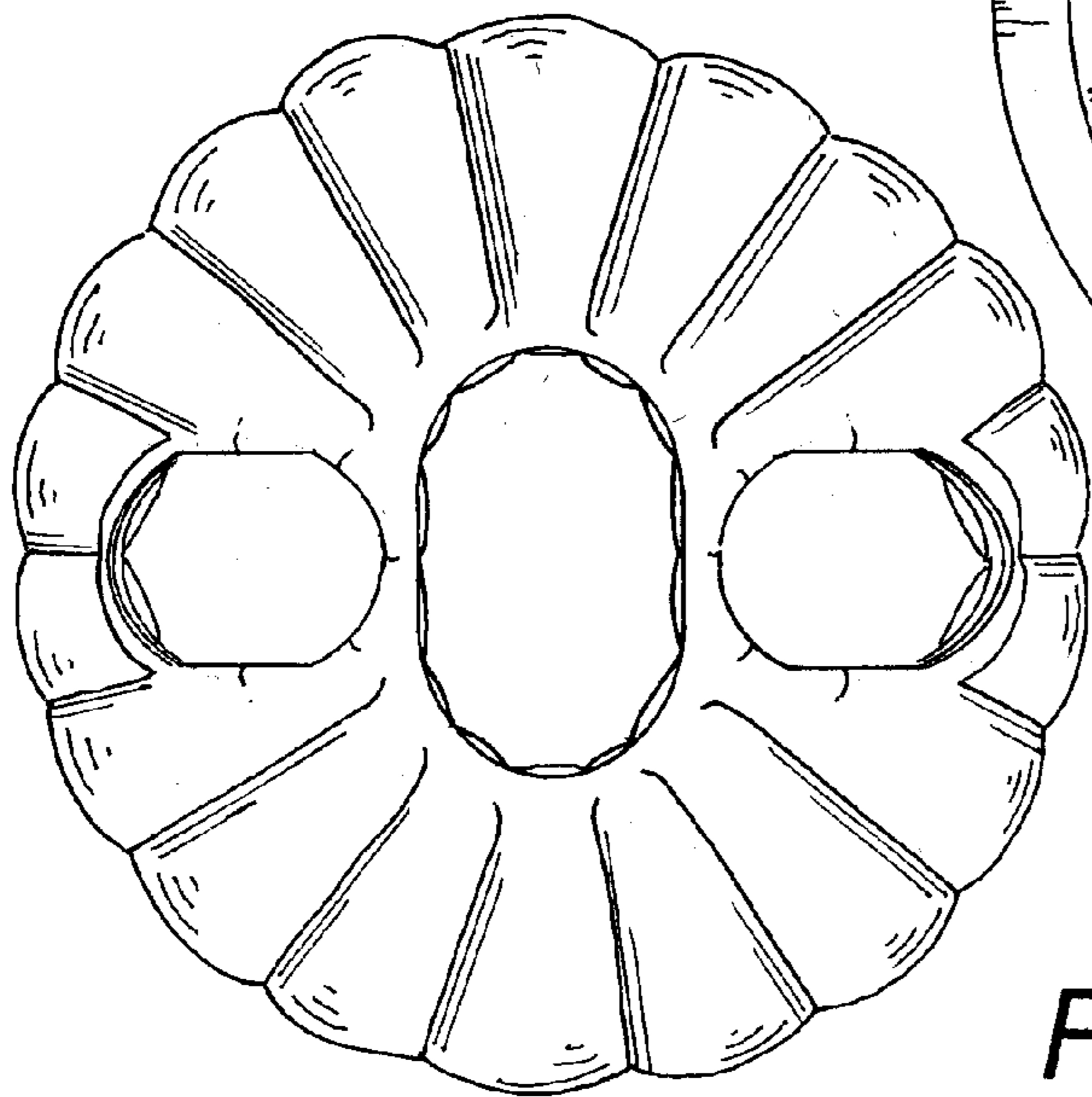


Fig. 4

