

US00D501904S

(12) **United States Design Patent**
Ferris

(10) **Patent No.:** **US D501,904 S**

(45) **Date of Patent:** **** Feb. 15, 2005**

(54) **GOLF CLUB SHAFT AND HANDLE**

Primary Examiner—Mitchell Siegel

(74) *Attorney, Agent, or Firm*—Welsh & Flaxman LLC

(76) **Inventor:** **Richard D. Ferris**, 3521 Glenbrook Rd., Fairfax, VA (US) 22031

(57) **CLAIM**

(**) **Term:** **14 Years**

The ornamental design for a golf club shaft and handle, as shown and described.

(21) **Appl. No.:** **29/170,331**

(22) **Filed:** **Nov. 5, 2002**

DESCRIPTION

(51) **LOC (7) Cl.** **21-02**

FIG. 1 is a front perspective view of a golf club shaft and handle showing my new design.

(52) **U.S. Cl.** **D21/757**

FIG. 2 is a side view thereof, the opposite side being a mirror image thereof.

(58) **Field of Search** D21/756, 757;
473/300–303, 316–323

FIG. 3 is a top view thereof.

(56) **References Cited**

U.S. PATENT DOCUMENTS

FIG. 4 is a bottom view thereof.

FIG. 5 is a front view thereof; and,

FIG. 6 is a back view thereof.

D118,594 S * 1/1940 Heddon D21/757

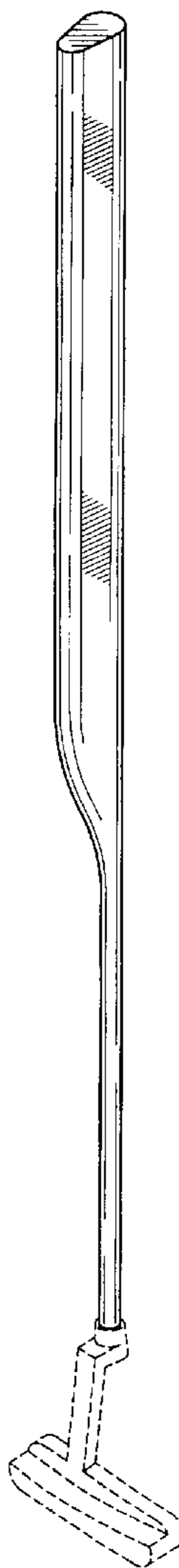
4,179,125 A * 12/1979 Cone et al. 473/241

D431,274 S * 9/2000 Besnard et al. D21/757

D436,138 S * 1/2001 Chiasson D21/757

* cited by examiner

1 Claim, 1 Drawing Sheet



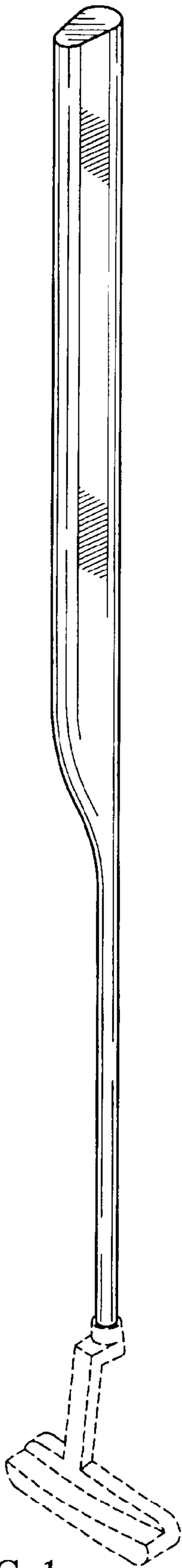


FIG. 1



FIG. 2



FIG. 3



FIG. 4

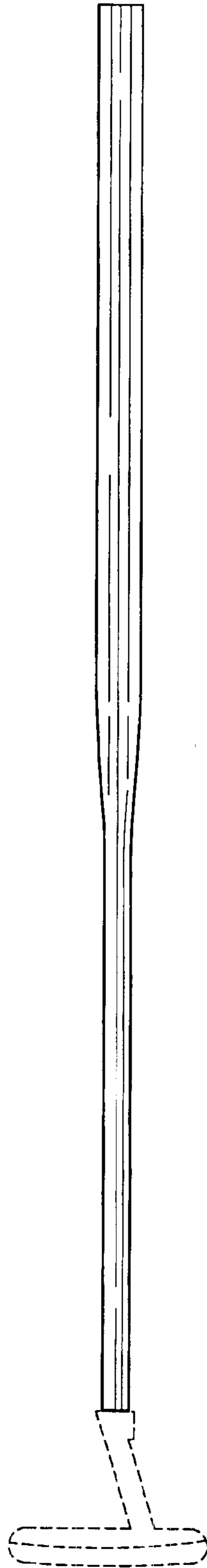


FIG. 5

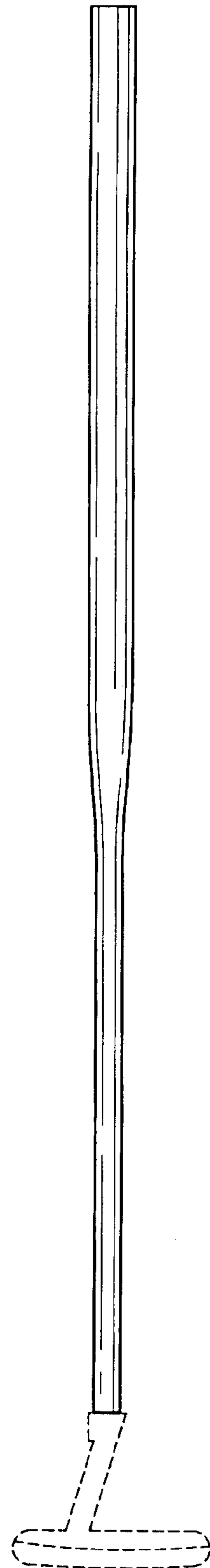


FIG. 6