

US00D501898S

(12) **United States Design Patent** (10) **Patent No.:** **US D501,898 S**
Rutherford et al. (45) **Date of Patent:** **** Feb. 15, 2005**

(54) **ANGEL TOY**

(76) Inventors: **Ryan Rutherford**, c/o JW Pet Company, Inc., 1 United La., Teterboro, NJ (US) 07608; **Jonathan Willinger**, c/o JW Pet Company, Inc., 1 United La., Teterboro, NJ (US) 07608

(**) **Term:** **14 Years**

(21) **Appl. No.:** **29/208,978**

(22) **Filed:** **Jul. 8, 2004**

Related U.S. Application Data

(62) Division of application No. 29/198,976, filed on Feb. 6, 2004, now Pat. No. Des. 496,077.

(51) **LOC (7) Cl.** **21-01**

(52) **U.S. Cl.** **D21/623; D21/630**

(58) **Field of Search** D21/621, 623, D21/630, 627, 594, 593; D11/160; 446/268, 369, 316, 317, 355; D30/160

(56) **References Cited**

U.S. PATENT DOCUMENTS

- 1,644,317 A 10/1927 Willey
- 2,968,121 A 1/1961 Pearson, Jr.
- D195,857 S 8/1963 Ferber
- D210,736 S 4/1968 Tomko
- D226,773 S 4/1973 Ehreuelck
- D250,052 S 10/1978 Salt et al.
- D264,198 S 5/1982 Leeds
- D269,534 S 6/1983 Garth
- D271,405 S 11/1983 Helein
- D271,598 S 11/1983 Helein
- D285,545 S 9/1986 Crouch
- D287,987 S 1/1987 Colclasure
- D292,302 S * 10/1987 Hale D21/577
- D292,812 S 11/1987 Zacherle
- D292,816 S 11/1987 Zacherle
- D297,251 S 8/1988 Gamazo-Canella
- D297,749 S 9/1988 Rodis-Jamero
- D300,335 S * 3/1989 Colclasure D21/623

- D300,336 S 3/1989 Colclasure
- D304,478 S 11/1989 Fuist
- D304,480 S * 11/1989 Fiust D21/630
- D311,045 S 10/1990 Colclasure
- D312,287 S * 11/1990 Kolton D21/628
- D315,760 S * 3/1991 Thomson et al. D21/418
- D317,027 S 5/1991 Fegan
- D321,541 S 11/1991 Ayon
- D324,087 S 2/1992 Crider
- D331,084 S 11/1992 Vavala
- D340,751 S 10/1993 Jones
- D341,103 S 11/1993 Domenig
- D342,557 S 12/1993 Frick
- 6,129,606 A 10/2000 Yuen
- D442,650 S 5/2001 Allen
- D445,468 S 7/2001 Lipper
- D449,014 S 10/2001 Perse
- D459,414 S 6/2002 Cash
- 2002/0094750 A1 7/2002 Perse

* cited by examiner

Primary Examiner—Lucy Lieberman
(74) *Attorney, Agent, or Firm*—Katten Muchin Zavis Rosenman


(57) **CLAIM**

The ornamental design for angel toy, as shown and described.

DESCRIPTION

FIG. 1 is a perspective view of an angel toy showing our new design;
FIG. 2 is a front elevation thereof;
FIG. 3 is a rear elevation thereof;
FIG. 4 is a left side elevation thereof;
FIG. 5 is a right side elevation thereof;
FIG. 6 is a top view thereof; and,
FIG. 7 is a bottom view thereof, the portion in dotted lines representing no part of the claimed invention.
The broken lines shown in FIGS. 2, 3, 4, 5 and 7 are for illustrative purposes only and do not form part of the claimed design.

1 Claim, 7 Drawing Sheets






FIG. 1

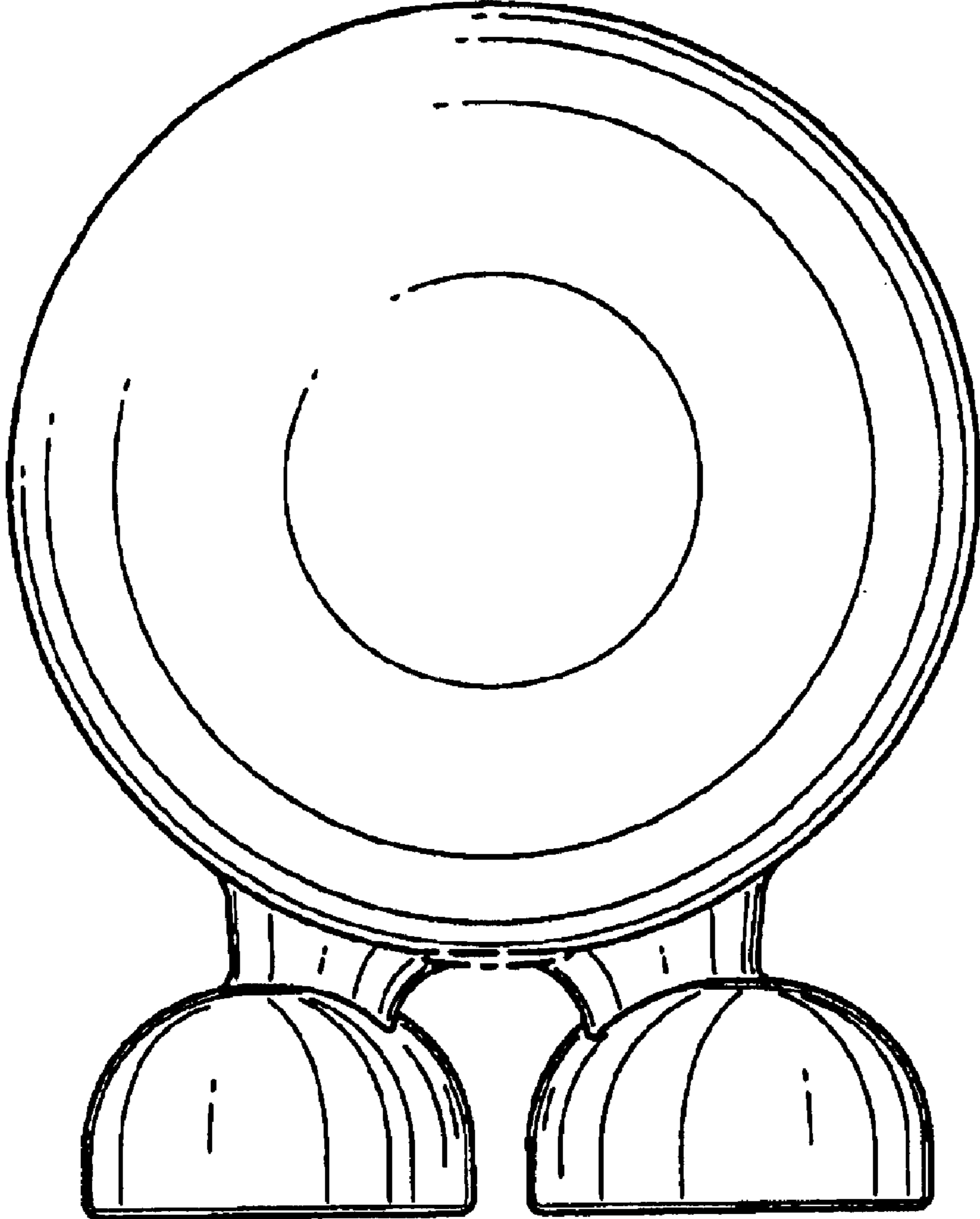


FIG. 2




FIG. 3




FIG. 4

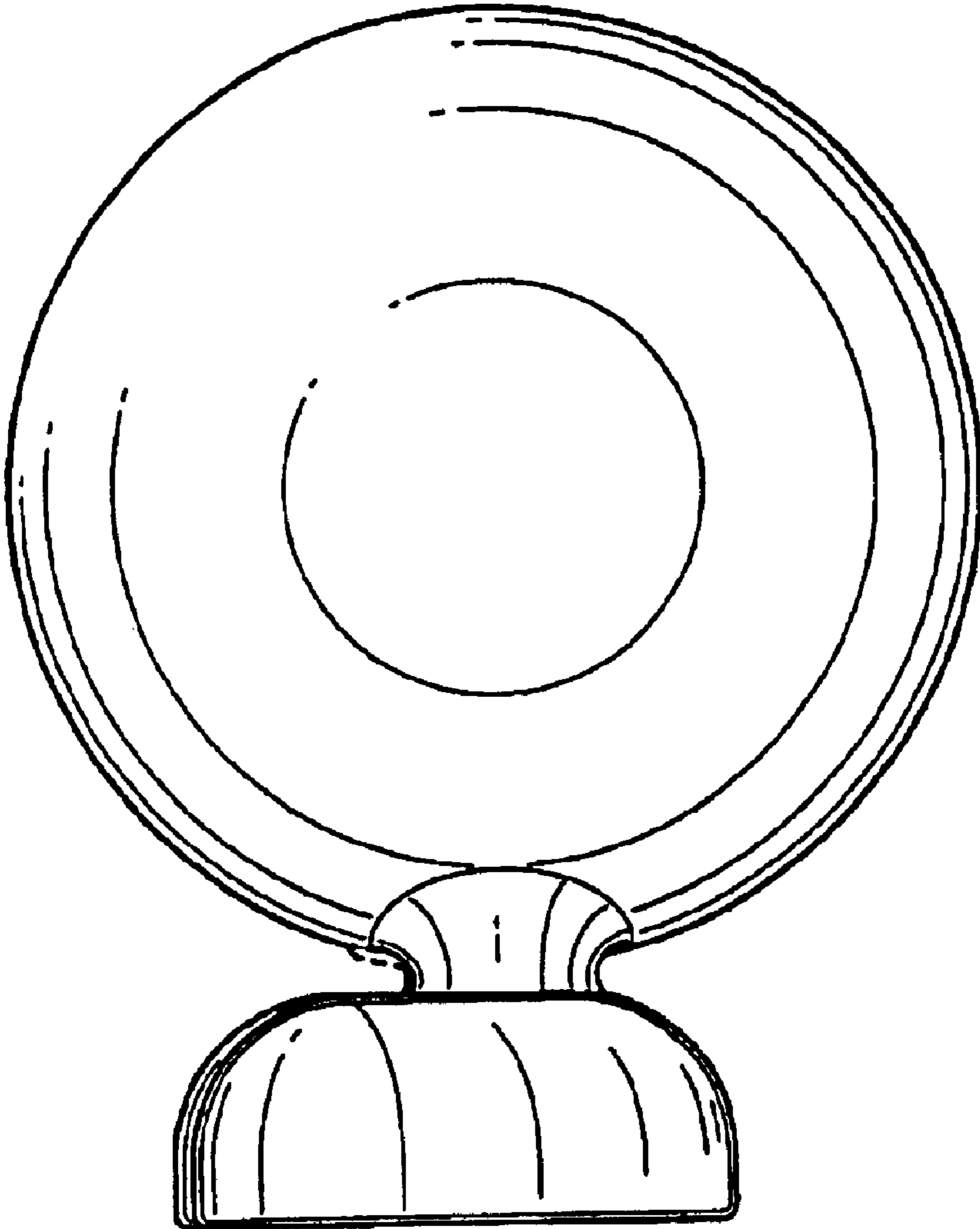


FIG. 5

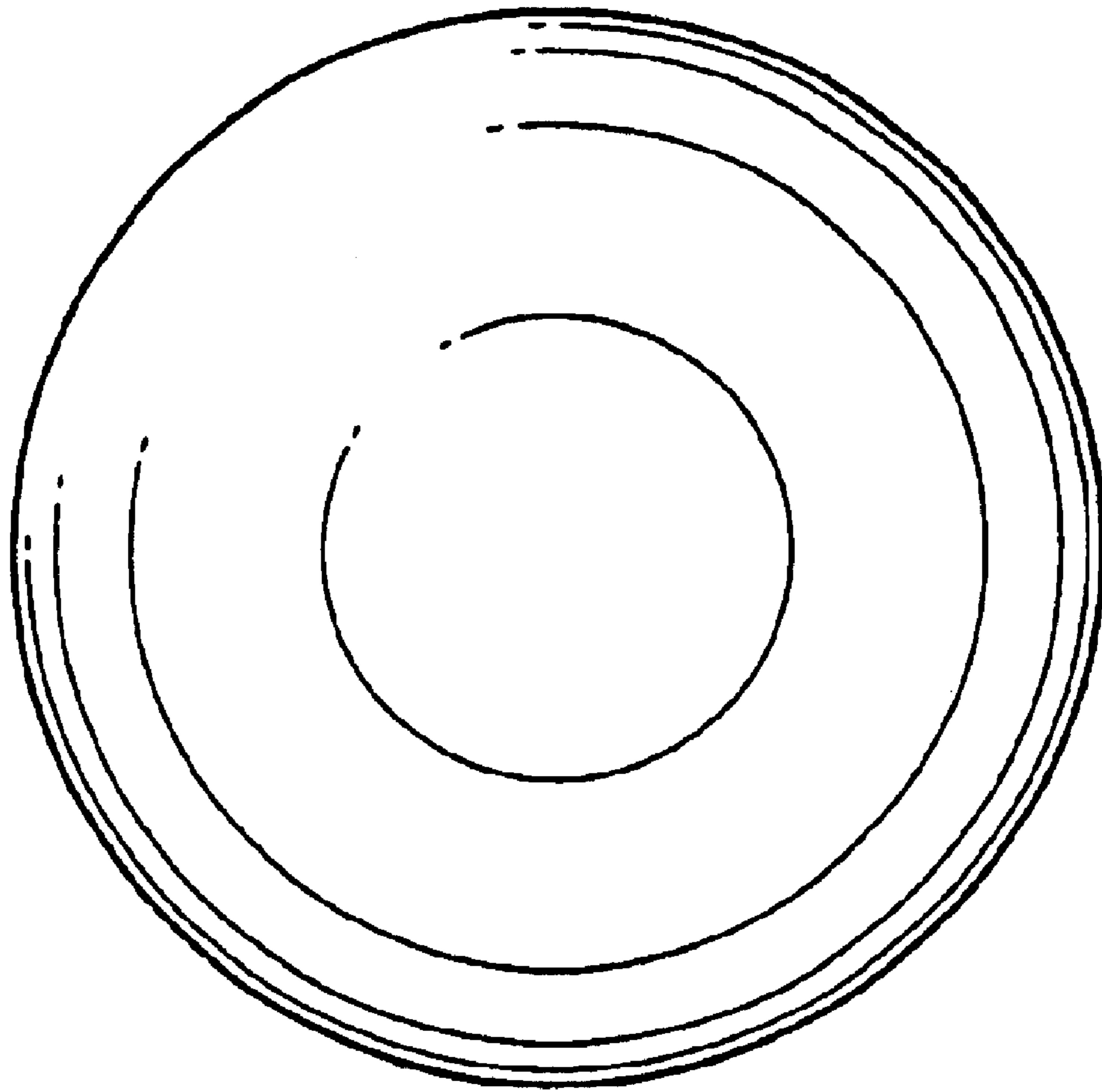


FIG. 6

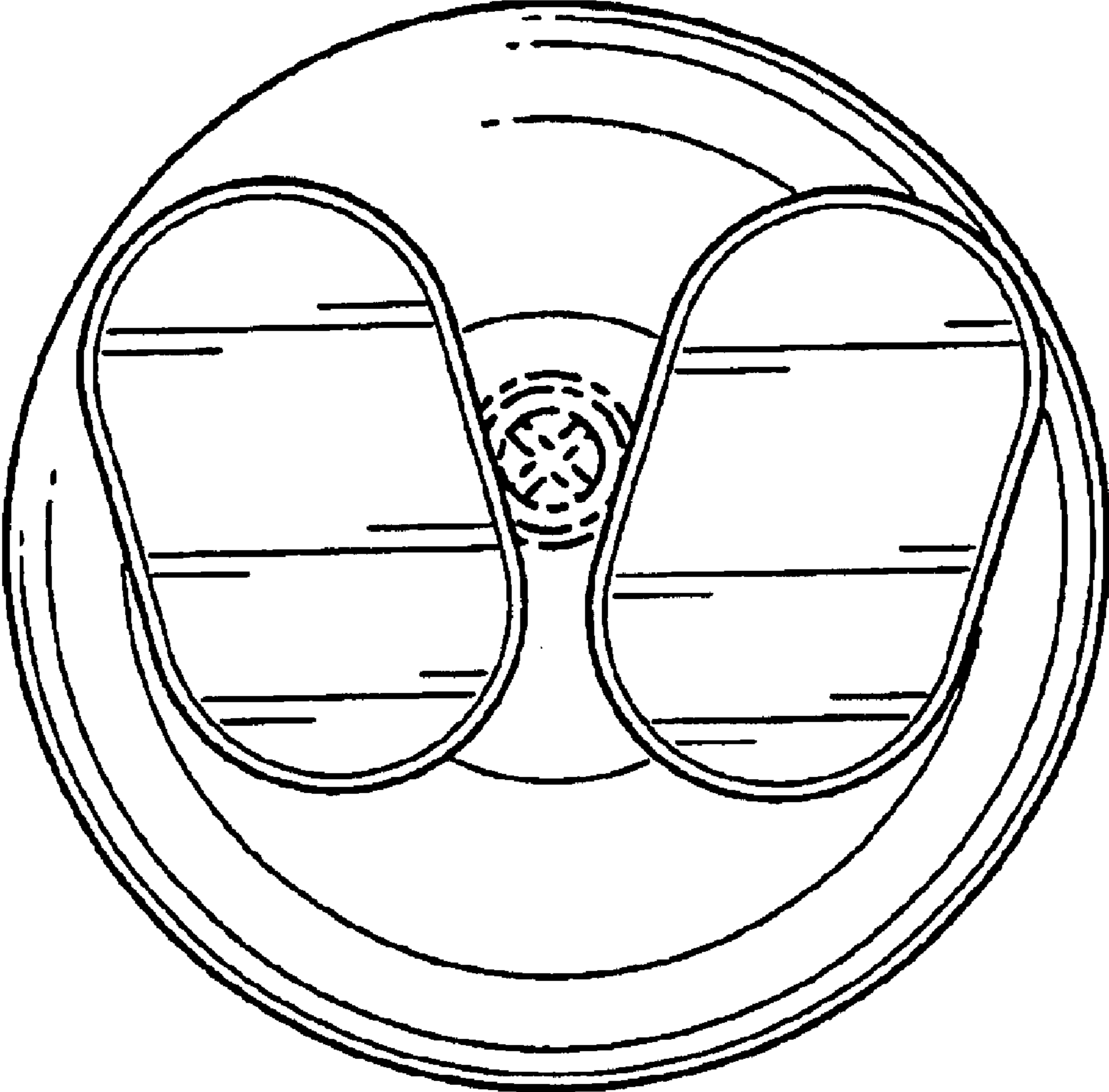


FIG. 7