



US00D501893S

(12) **United States Design Patent**  
**Puett, III**

(10) **Patent No.:** **US D501,893 S**  
(45) **Date of Patent:** **\*\* Feb. 15, 2005**

- (54) **TWIRLING CHEERING JERSEY**
- (76) **Inventor:** **Ralph Thomas Puett, III**, 2975  
McDonald La., Corona, CA (US) 92881
- (\*\*) **Term:** **14 Years**
- (21) **Appl. No.:** **29/192,182**
- (22) **Filed:** **Oct. 20, 2003**
- (51) **LOC (7) Cl.** ..... **21-01**
- (52) **U.S. Cl.** ..... **D21/400; D21/405; D21/455;**  
**D11/172; D20/21**
- (58) **Field of Search** ..... **D21/398, 400,**  
**D21/405, 455, 458, 465, 467; D11/44, 48,**  
**54, 81, 95, 99, 102, 133, 141, 157, 166,**  
**168, 172; D20/10-12, 19, 21, 23, 29, 32;**  
**446/233, 236, 243, 244, 266, 450; 428/7,**  
**28, 542.2, 542.6, 913.3; 116/303, 306,**  
**307, 173; 40/218.1, 421, 422, 445, 493,**  
**501, 513, 531, 586**

(56) **References Cited**

**U.S. PATENT DOCUMENTS**

D155,036 S	*	8/1949	Rielly	.....	D2/717
2,991,585 A	*	7/1961	Drees	.....	446/266
3,575,414 A	*	4/1971	O'Brien	.....	473/514
3,969,837 A	*	7/1976	Kresse	.....	40/538
D321,786 S	*	11/1991	Kraus	.....	D3/211
D323,243 S	*	1/1992	Kraus	.....	D3/211
5,702,781 A	*	12/1997	Barker	.....	428/16
5,904,116 A	*	5/1999	Wyner et al.	.....	116/173

D435,803 S	*	1/2001	Viele et al.	.....	D11/125
D449,859 S	*	10/2001	Witteveen	.....	D20/42
6,729,930 B1	*	5/2004	Lui	.....	446/139

**OTHER PUBLICATIONS**

GLS Greg Larson Sports 2002 Full Line Catalog, 1) p. 221:  
#21 jersey; 2) p. 222: #99 jersey.\*

\* cited by examiner

*Primary Examiner*—Stella Reid

*Assistant Examiner*—C. Tuttle

(57) **CLAIM**

I claim the ornamental design for a twirling cheering jersey,  
as shown and described.

**DESCRIPTION**

FIG. 1 is a front view of a twirling cheering jersey showing  
my new design;

FIG. 2 is an elevational view seen from the left end of FIG.  
1;

FIG. 3 is an elevational view seen from the right end of FIG.  
1;

FIG. 4 is an elevational view seen from the lower side of  
FIG. 1, the side opposite being its mirror image; and,

FIG. 5 is a rear elevational view thereof.

The matter delineated in dashed lines is for illustrative  
purposes only; and forms no part of the claimed ornamental  
design.

**1 Claim, 1 Drawing Sheet**

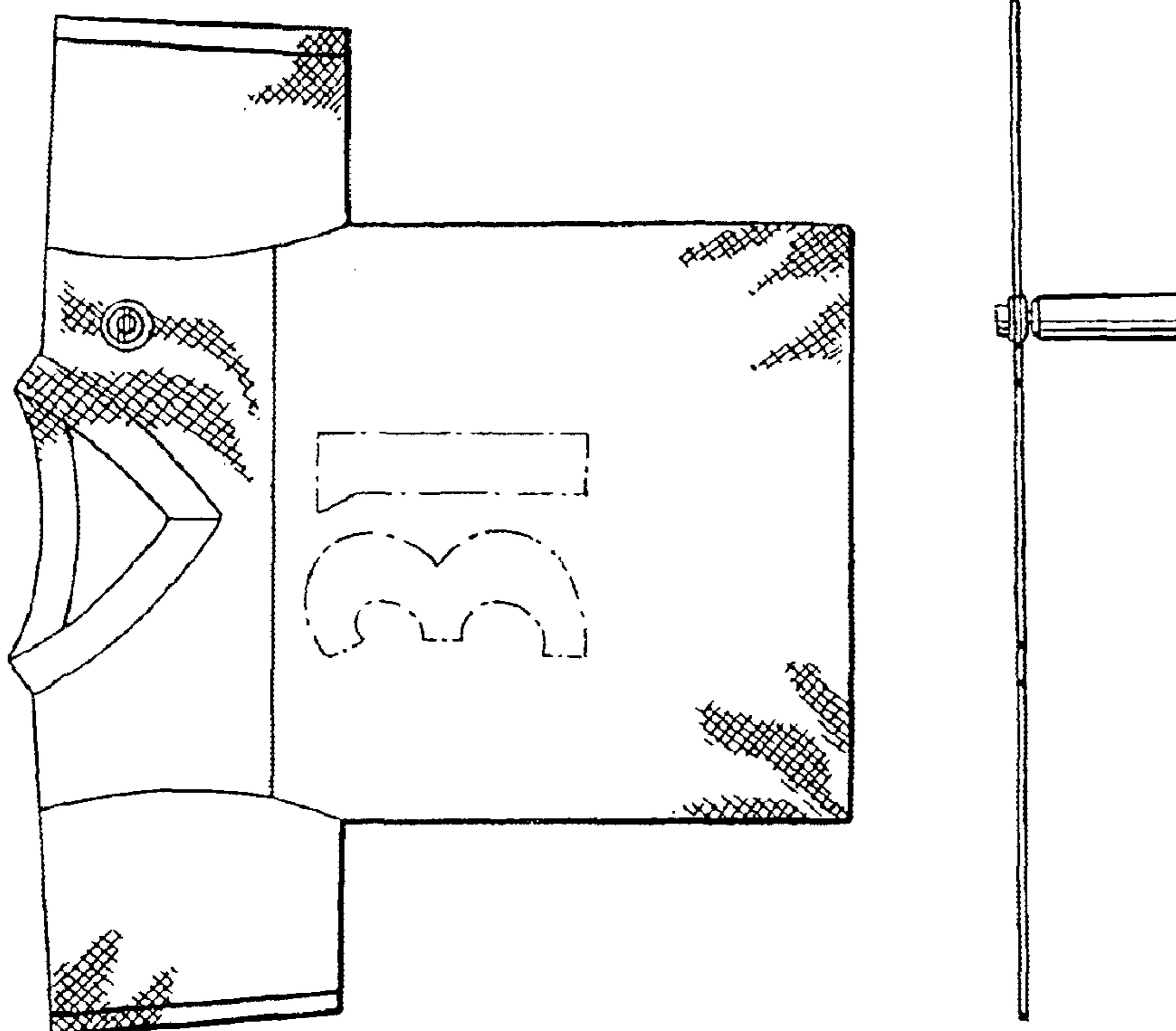


FIG. 2




FIG. 1

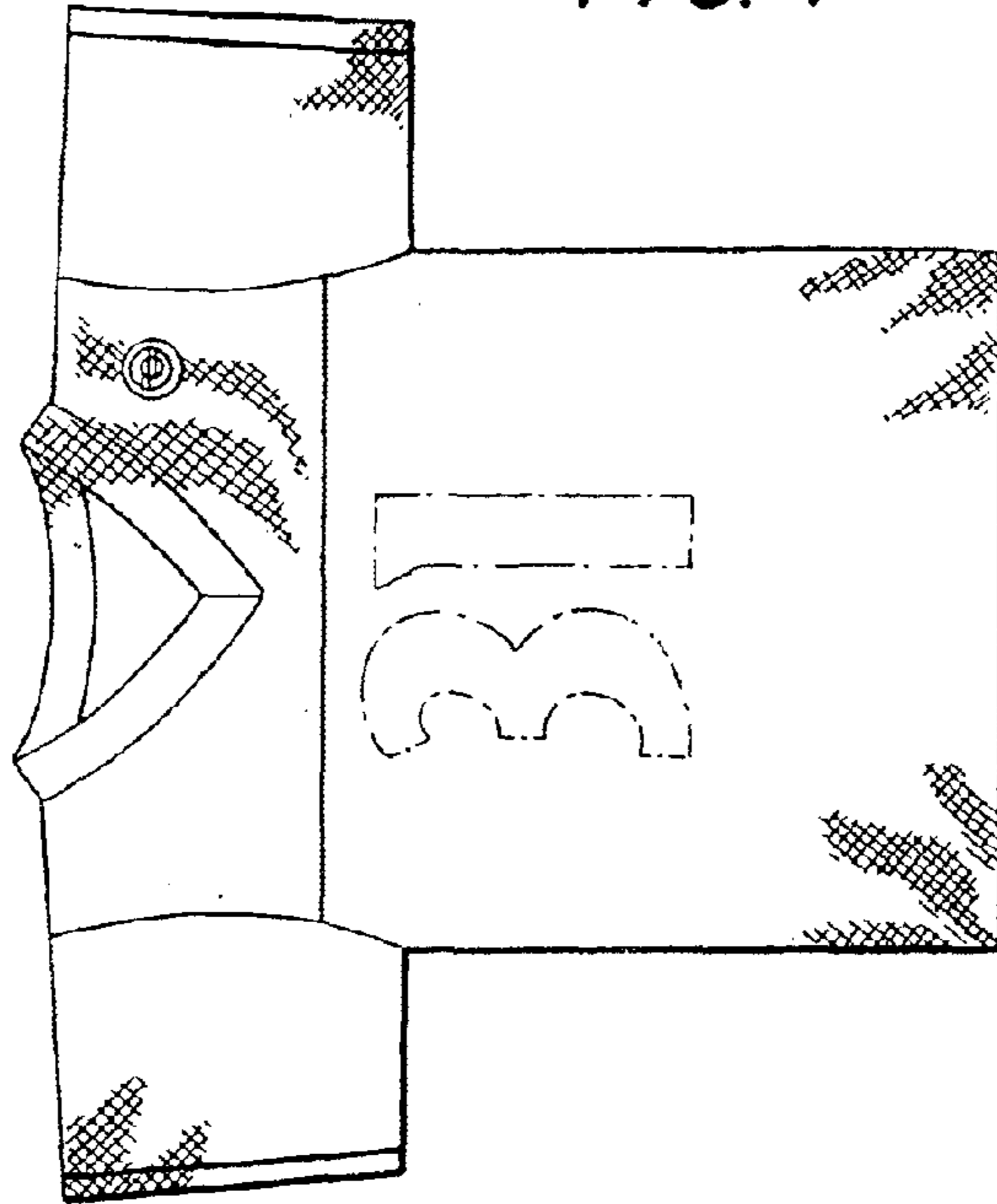


FIG. 3




FIG. 4




FIG. 5

