

US00D501891S

(12) **United States Design Patent** (10) **Patent No.:** **US D501,891 S**  
**Kaplan et al.** (45) **Date of Patent:** **\*\* Feb. 15, 2005**

(54) **GARDEN MARKER**

(75) Inventors: **Richard Kaplan**, St. Paul, MN (US);  
**Robert Ponzetti**, Excelsior, MN (US)

(73) Assignee: **Pera Group**, Hamel, MN (US)

(\*\*) Term: **14 Years**

(21) Appl. No.: **29/190,649**

(22) Filed: **Sep. 24, 2003**

(51) **LOC (7) Cl.** ..... **20-03**

(52) **U.S. Cl.** ..... **D20/41**

(58) **Field of Search** ..... D20/10, 17, 26,  
D20/39-41, 99; D8/1; D99/17-18; 40/1,  
124, 124.1, 124.2, 124.4, 584, 608, 606.13,  
607.08, 624, 642.01-642.02, 643-5

(56) **References Cited**

**U.S. PATENT DOCUMENTS**

1,384,106	A	*	7/1921	Taussig	.....	248/158
1,444,449	A	*	2/1923	Beck	.....	40/606.1
D116,338	S	*	8/1939	Gist	.....	D20/41
3,935,653	A	*	2/1976	Klein	.....	40/606.13
D247,590	S	*	3/1978	Atherton et al.	.....	D20/41
D265,746	S	*	8/1982	Robillard	.....	D20/41
4,793,083	A	*	12/1988	McDonald	.....	40/606.13
D354,084	S	*	1/1995	Leighton	.....	D20/17
D375,979	S	*	11/1996	Adams	.....	D20/17
D424,734	S	*	5/2000	Gager et al.	.....	D26/106

**OTHER PUBLICATIONS**

Internet website “www.packetpal.com” directed to Packet Pal Garden Markers, available prior to filing date of this application.

Internet website “www.mastergardening.com/too-2050.html” directed to metal Seed Pack Garden Markers, available prior to filing date of this application.

\* cited by examiner

*Primary Examiner*—Robert M. Spear

(74) *Attorney, Agent, or Firm*—Merchant & Gould P.C.

(57) **CLAIM**

The ornamental design for a garden marker, as shown and described.

**DESCRIPTION**

FIG. 1 is a perspective view of a garden marker in according with the present invention illustrating the front, top and left sides of the garden marker;

FIG. 2 is a back view of the garden marker of FIG. 1;

FIG. 3 is a front view of the garden marker of FIG. 1;

FIG. 4 is a left side view of the garden marker of FIG. 1; the right side view being a mirror image of the left side;

FIG. 5 is a top view of the garden marker of FIG. 1;

FIG. 6 is a bottom view of the garden marker of FIG. 1;

FIG. 7 is a perspective view of the retaining sleeve illustrating the front, top and left sides of the sleeve shown removed from the staked holder for clarity of illustration;

FIG. 8 is a front view of the retaining sleeve of FIG. 7; the back view being the same as the front view;

FIG. 9 is a left side view of the retaining sleeve of FIG. 7; the right side view being a mirror image of the left side;

FIG. 10 is a top view of the retaining sleeve of FIG. 7;

FIG. 11 is a bottom view of the retaining sleeve of FIG. 7;

FIG. 12 is a perspective view of the staked holder without the retaining sleeve being positioned therein; and,

FIG. 13 is a perspective view of the staked holder with the retaining sleeve partially positioned therein.

**1 Claim, 5 Drawing Sheets**

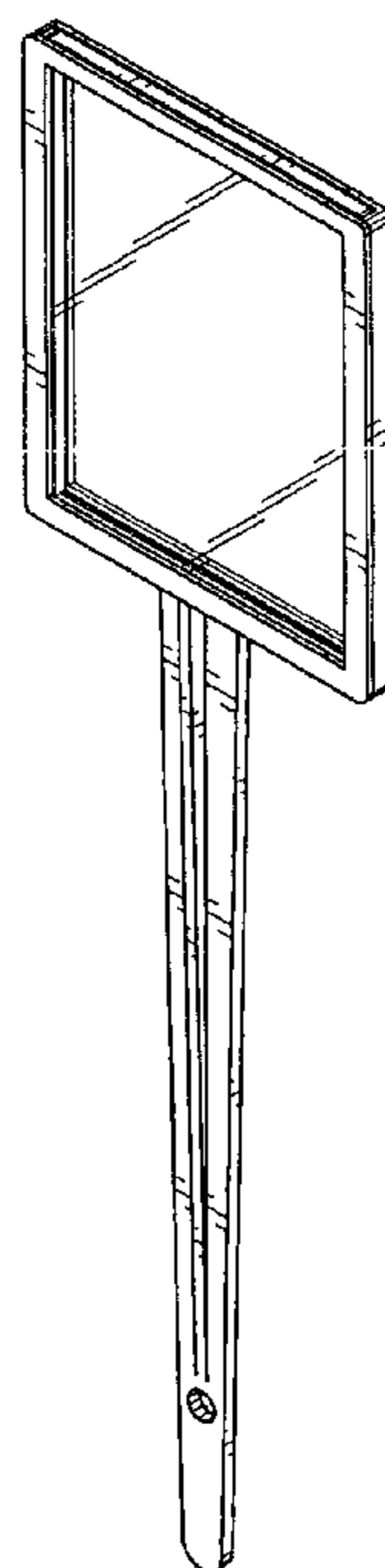


FIG. 1

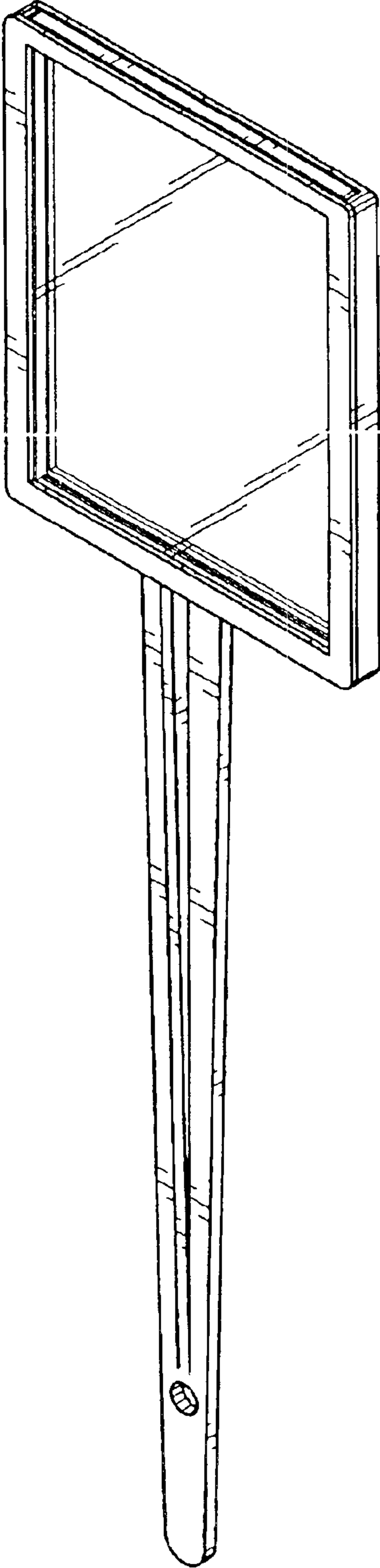


FIG.2

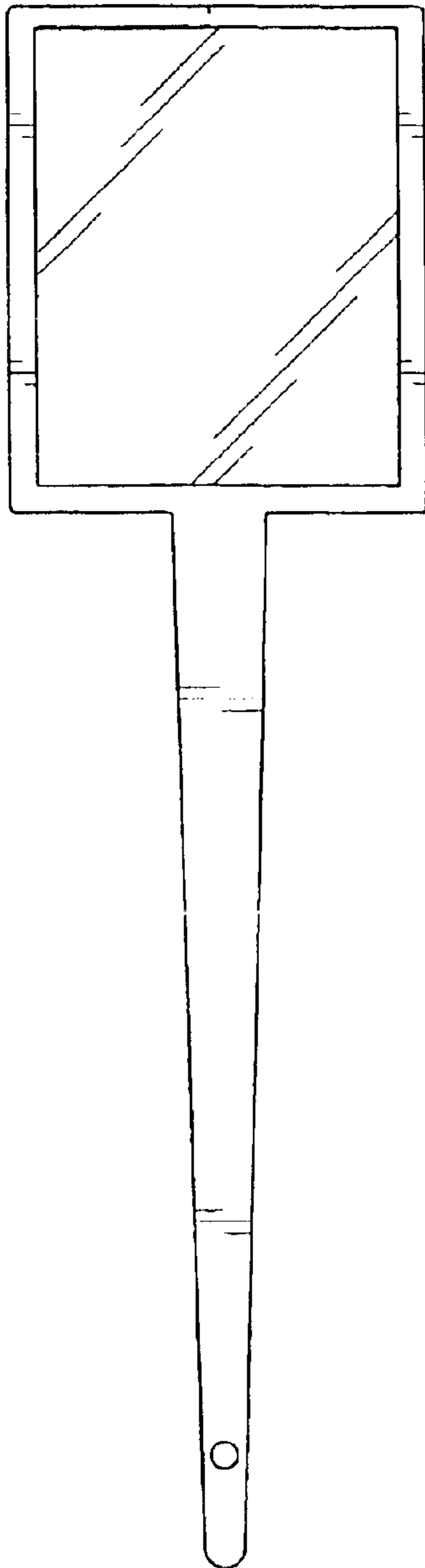


FIG.3

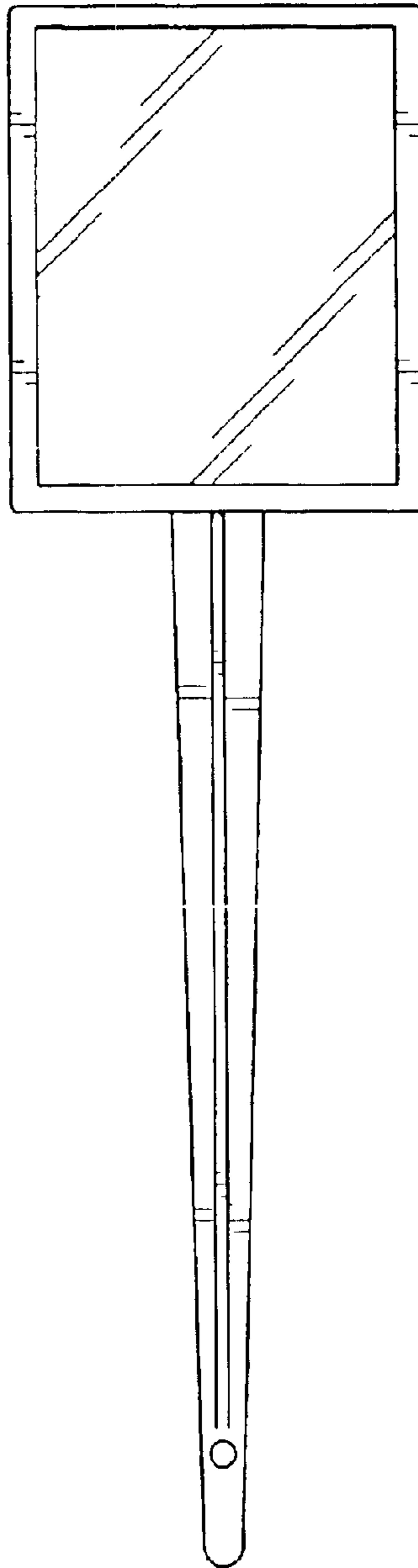


FIG.4



FIG.5

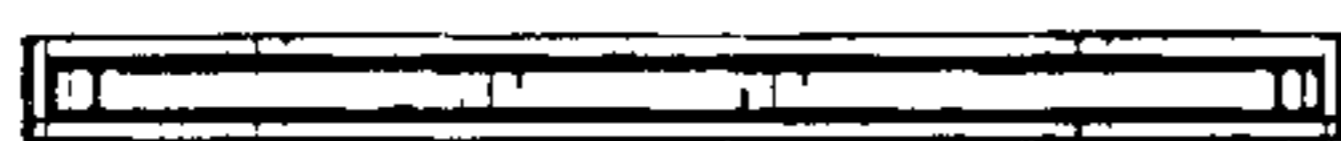


FIG.6



FIG.7

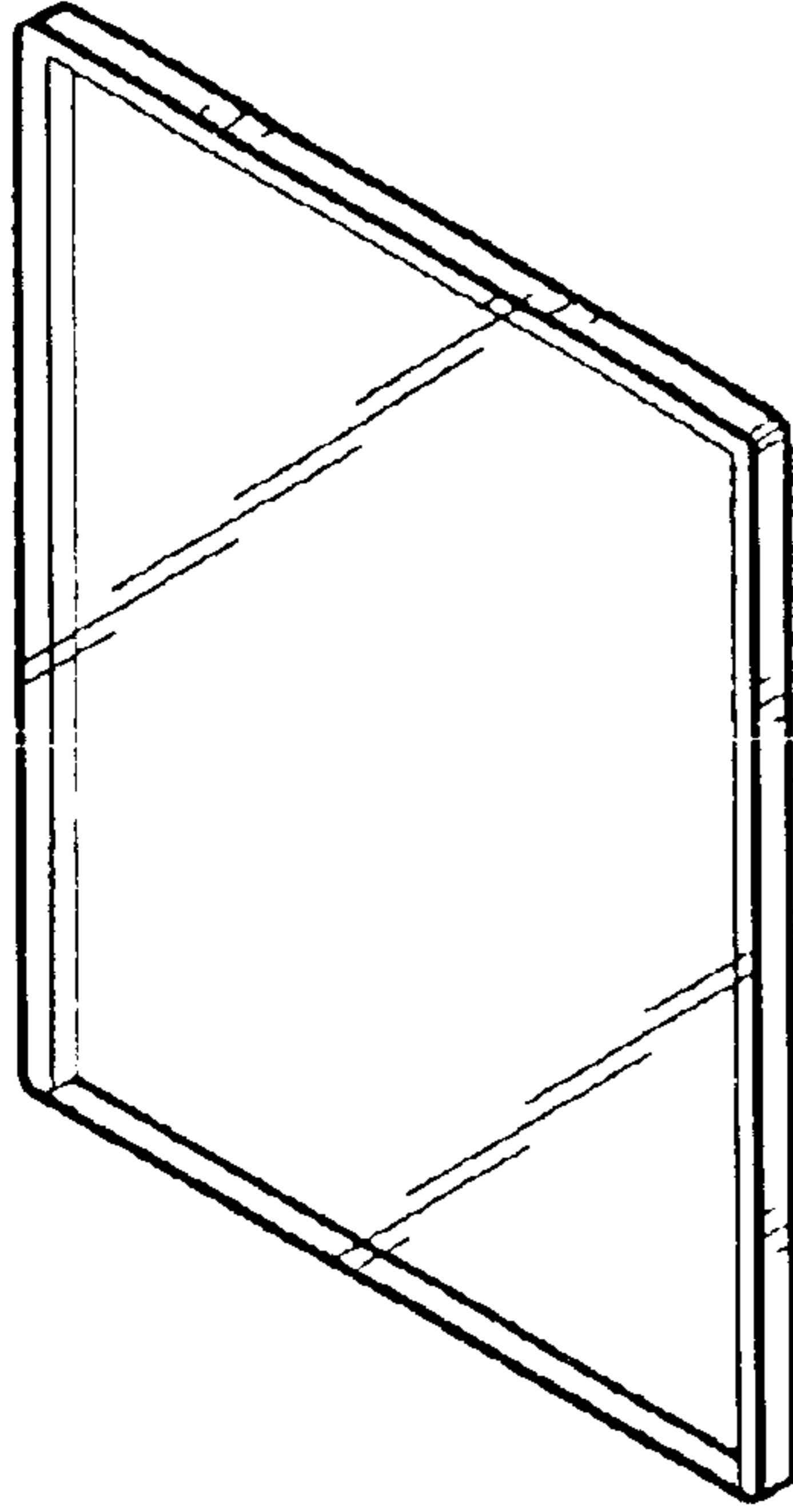


FIG.8

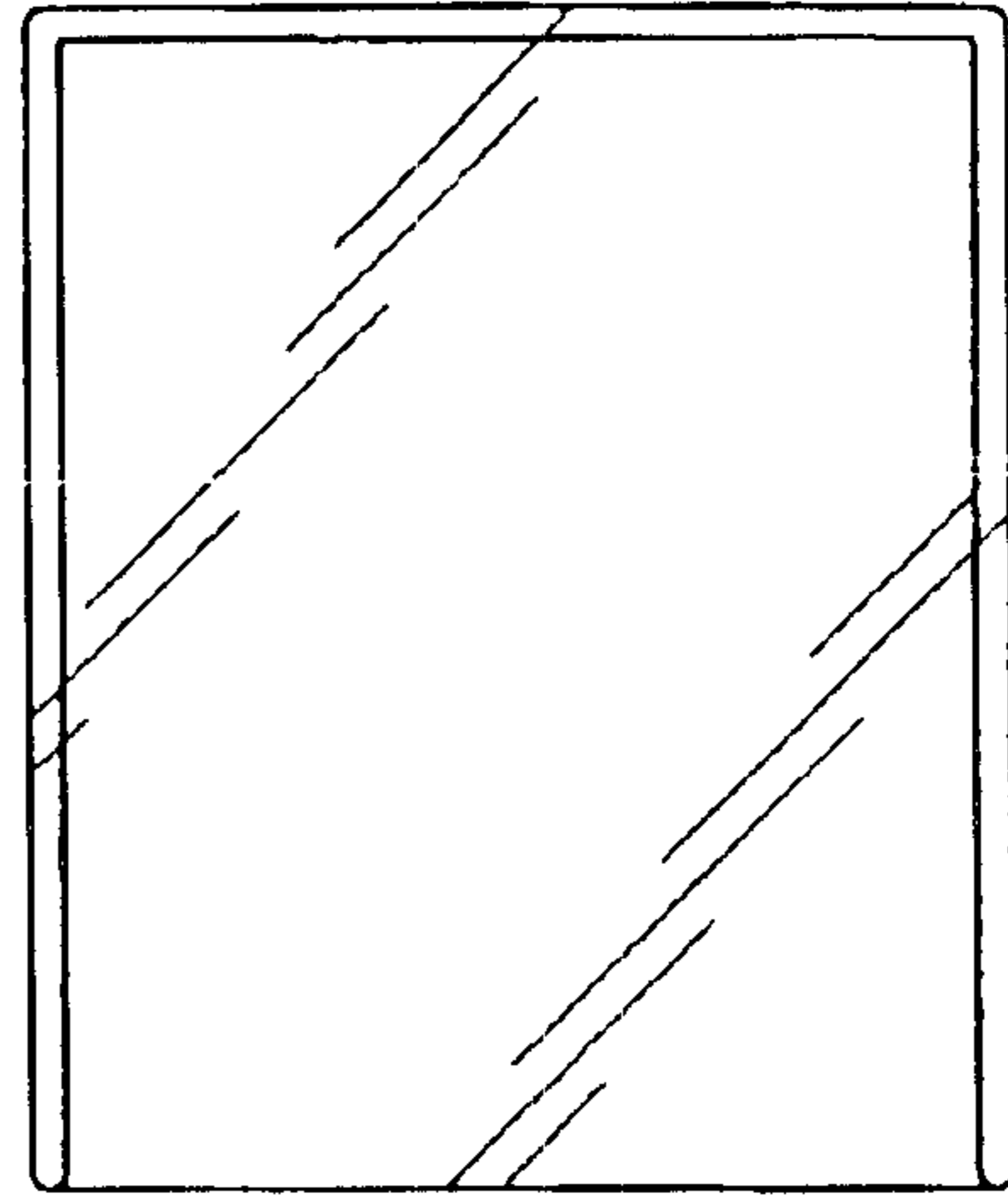


FIG.9



FIG.10




FIG.11



FIG. 12

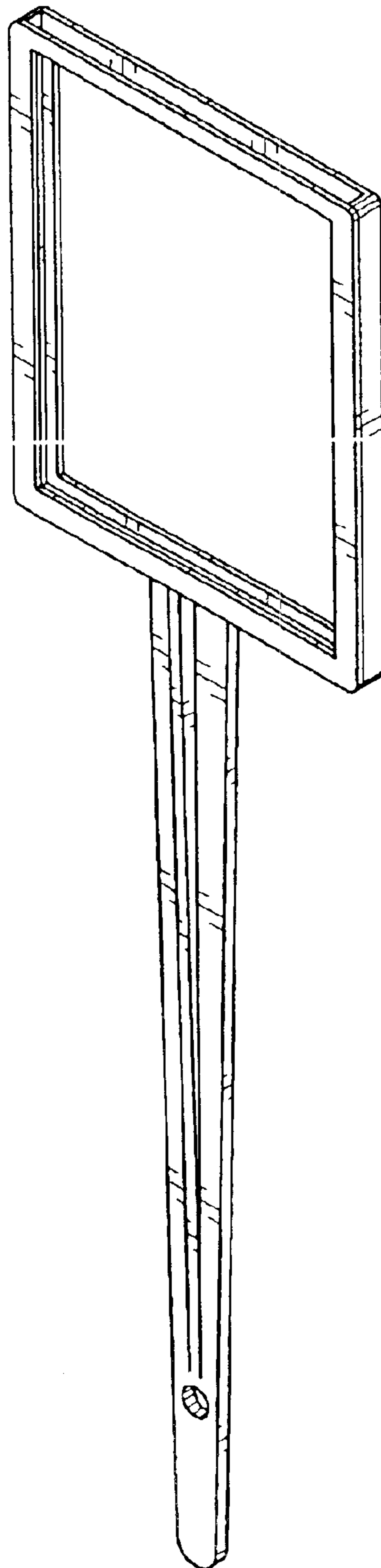
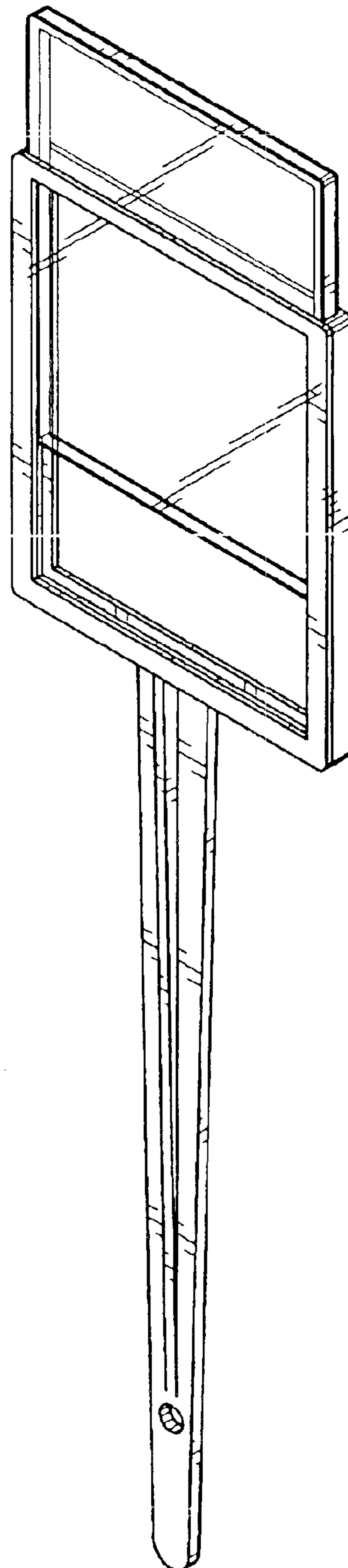


FIG. 13



UNITED STATES PATENT AND TRADEMARK OFFICE  
**CERTIFICATE OF CORRECTION**

PATENT NO. : Des. 501,891 S  
DATED : February 15, 2005  
INVENTOR(S) : Kaplan et al.

Page 1 of 1

It is certified that error appears in the above-identified patent and that said Letters Patent is hereby corrected as shown below:

Title page,  
Item [57], **DESCRIPTION,**  
FIG. 1, "marker in according" should read -- marker in accordance --.

Signed and Sealed this

Seventh Day of June, 2005

A handwritten signature in black ink on a light gray dotted background. The signature reads "Jon W. Dudas" in a cursive style.

JON W. DUDAS

*Director of the United States Patent and Trademark Office*