



US00D501882S

(12) **United States Design Patent** (10) **Patent No.:** **US D501,882 S**
Hamilton, Jr. et al. (45) **Date of Patent:** **** Feb. 15, 2005**

(54) **WRITING INSTRUMENT**

(75) Inventors: **Arthur R. Hamilton, Jr.**, Indian Rocks Beach, FL (US); **Christopher K. Nelson**, Dunedin, FL (US)

(73) Assignee: **BIC Corporation**, Milford, CT (US)

(**) Term: **14 Years**

(21) Appl. No.: **29/173,476**

(22) Filed: **Dec. 31, 2002**

(51) **LOC (7) Cl.** **19-06**

(52) **U.S. Cl.** **D19/51; D19/47; D19/55; D19/56**

(58) **Field of Search** D19/35, 36, 41-51, D19/53-55, 56-58, 81-85; 401/6, 7, 88, 99, 100, 101, 103-106, 107-110, 111-117, 209

(56) **References Cited**

U.S. PATENT DOCUMENTS

D330,046 S	*	10/1992	Cuadrado	D19/48
D359,758 S	*	6/1995	Inami	D19/55
D367,674 S	*	3/1996	Kitzmler	D19/53
D395,674 S		6/1998	Boix Gacia	D19/51
D418,163 S	*	12/1999	Rosen	D19/51
D418,541 S		1/2000	Mayer	D19/50
D425,559 S	*	5/2000	Beneyto	D19/51
D443,896 S		6/2001	Briggl et al.	D19/49
D454,589 S		3/2002	Pellissa Beneyto	D19/48
D456,845 S		5/2002	Rommel	D19/49
D458,966 S		6/2002	Oka	D19/57
D463,821 S		10/2002	Nishida	D19/47
D470,530 S	*	2/2003	Moon	D19/55
D475,406 S	*	6/2003	Cetera	D19/48
D475,741 S	*	6/2003	Cetera	D19/51

OTHER PUBLICATIONS

Color photographs of pen sample (date unknown, sample obtained Mar. 12, 2003).

* cited by examiner

Primary Examiner—Martie K. Holtje

(74) *Attorney, Agent, or Firm*—Pennie & Edmonds LLP

(57) **CLAIM**

The ornamental design for a writing instrument, as shown and described.

DESCRIPTION

FIG. 1 is a front, right, and top perspective view of an ornamental design for a writing instrument according to the present invention;

FIG. 2 is a front elevational view thereof;

FIG. 3 is a rear elevational view thereof;

FIG. 4 is a left side elevational view thereof,

FIG. 5 is a right side elevational view thereof;

FIG. 6 is a top plan view thereof;

FIG. 7 is a bottom plan view thereof; and

FIG. 8 is a front, right, and top perspective view of an ornamental design for a second embodiment of a writing instrument according to the present invention, in which a barrel portion and front nose cone are translucent;

FIG. 9 is a front elevational view thereof;

FIG. 10 is a rear elevational view thereof;

FIG. 11 is a left side elevational view thereof;

FIG. 12 is a right side elevational view thereof;

FIG. 13 is a top plan view thereof;

FIG. 14 is a bottom plan view thereof;

FIG. 15 is a front, right, and top perspective view of an ornamental design for a third embodiment of a writing instrument with a translucent barrel portion, front nose cone, and grip according to the present invention;

FIG. 16 is a front elevational view thereof;

FIG. 17 is a rear elevation view thereof;

FIG. 18 is a left side elevational view thereof;

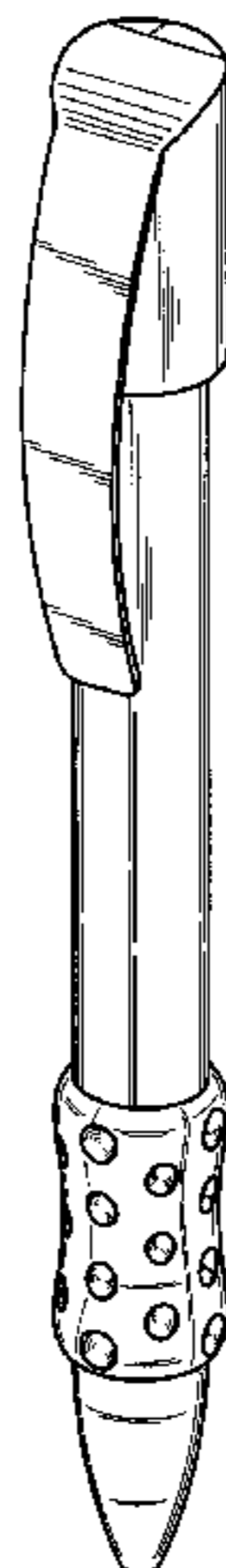
FIG. 19 is a right side elevational view thereof;

FIG. 20 is a top plan view thereof; and,

FIG. 21 is a bottom plan view thereof.

All portions shown in broken lines are environmental and illustrative only and form no part of the claimed design.

1 Claim, 12 Drawing Sheets



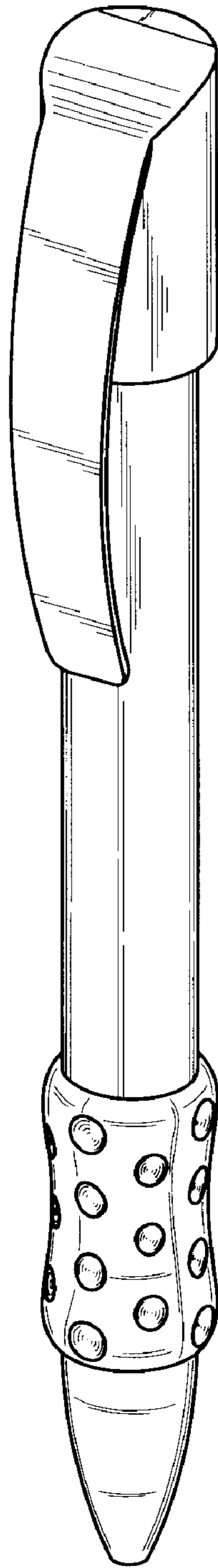


Fig. 1

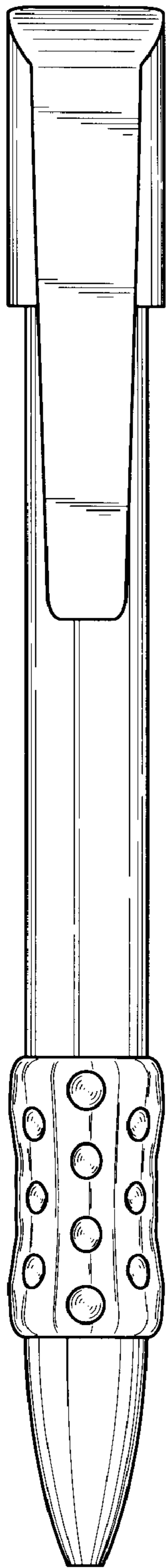


Fig. 2

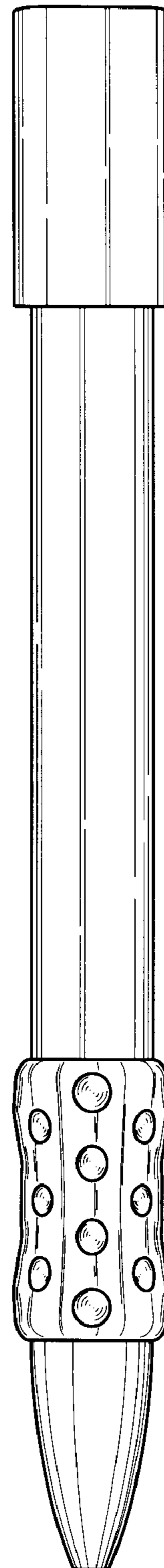


Fig. 3

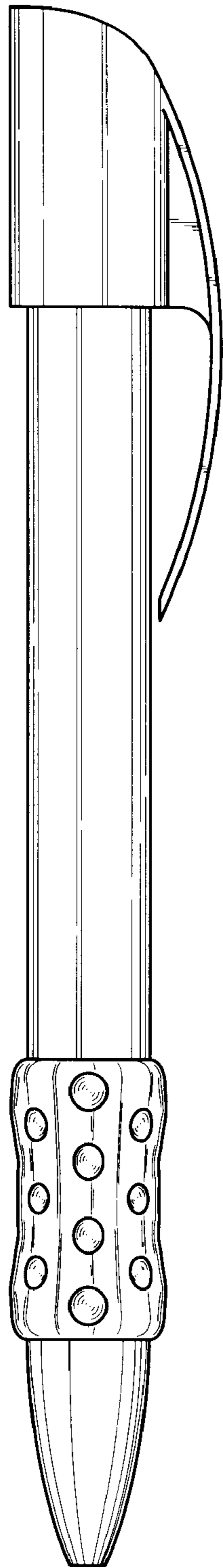


Fig. 4



Fig. 5

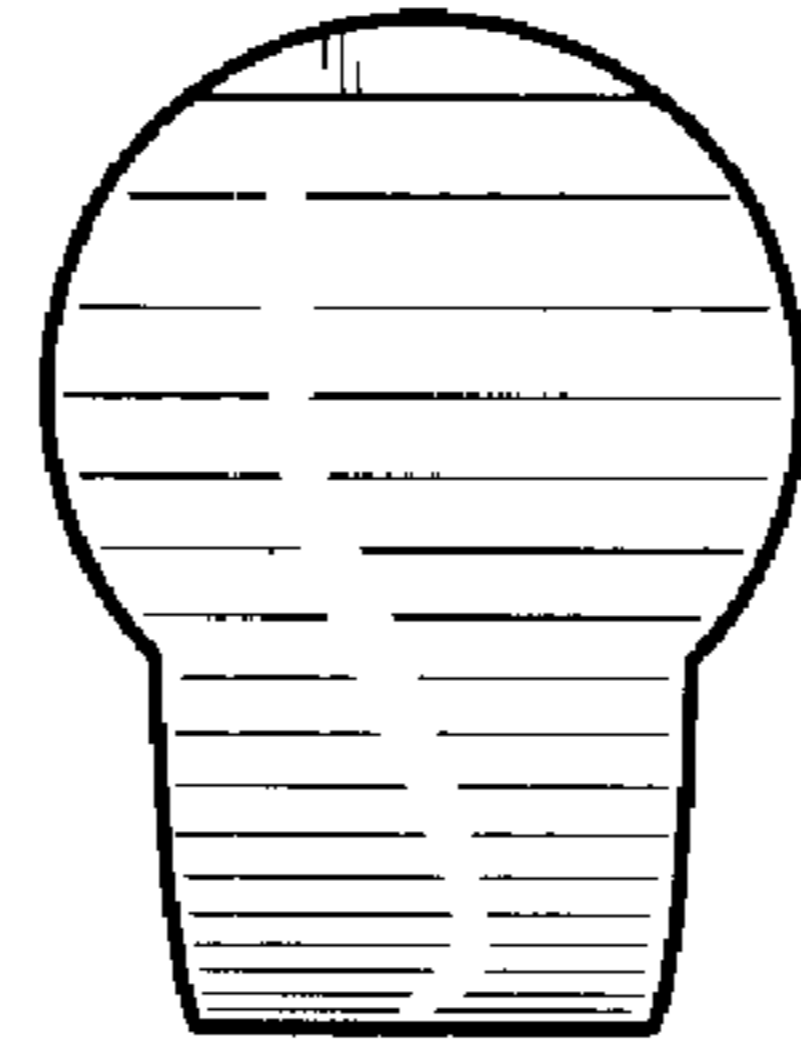


Fig. 6




Fig. 7

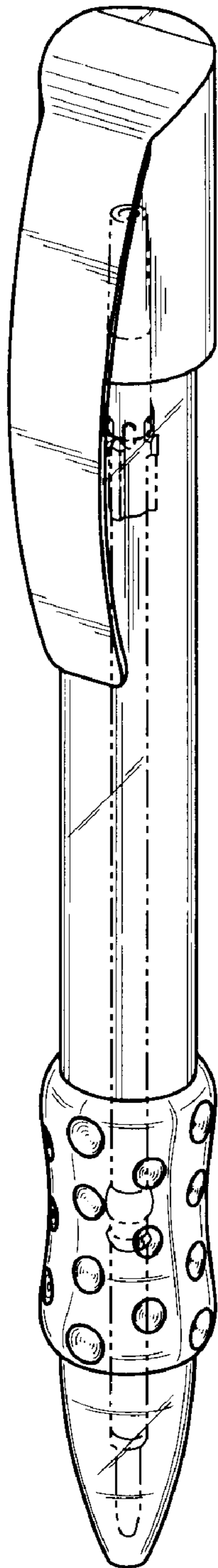


Fig. 8

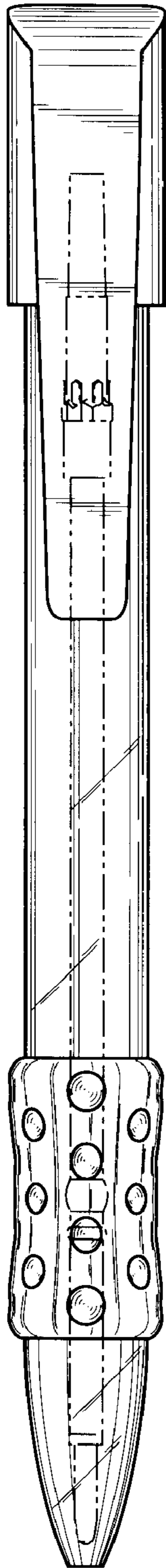


Fig. 9

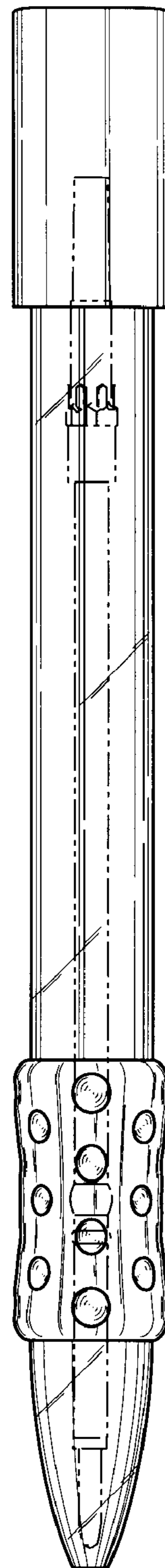


Fig. 10

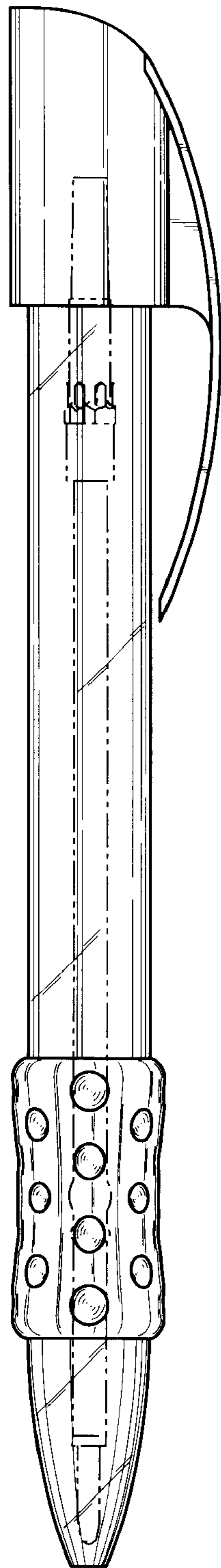


Fig. 11

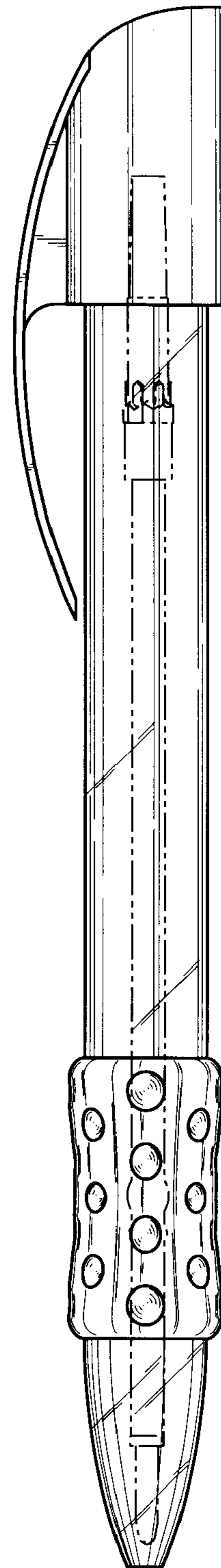


Fig. 12




Fig. 13

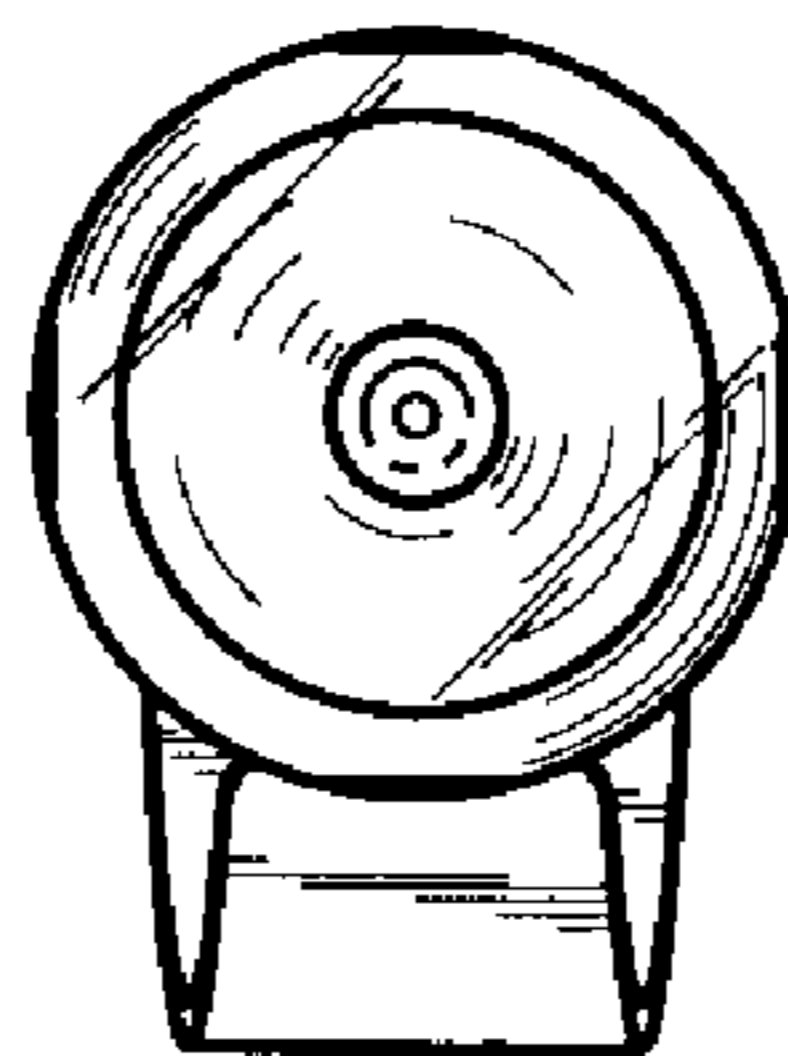


Fig. 14

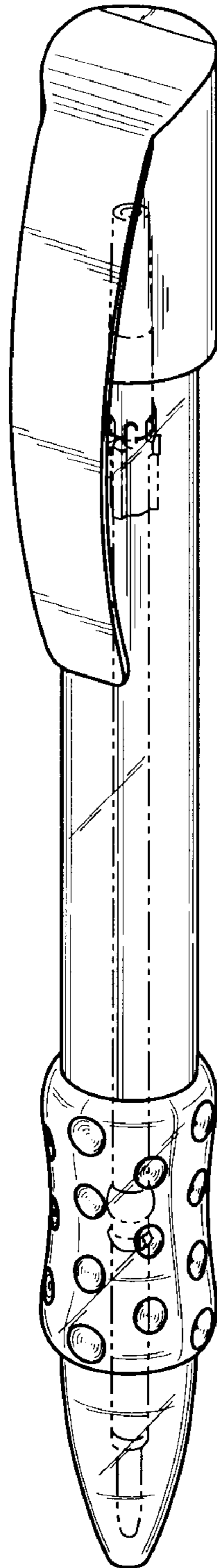


Fig. 15

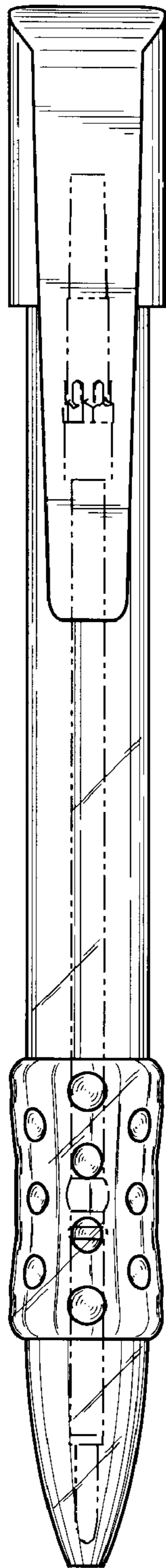


Fig. 16

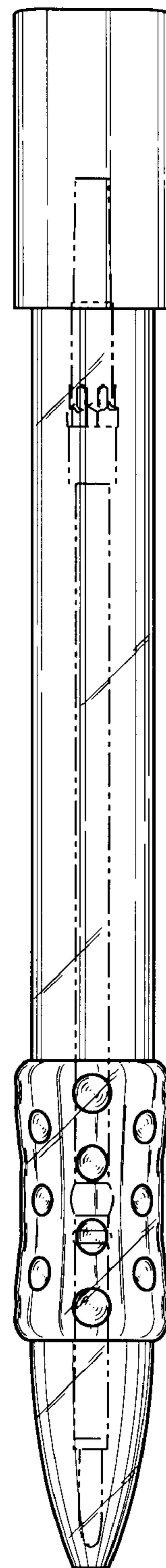


Fig. 17

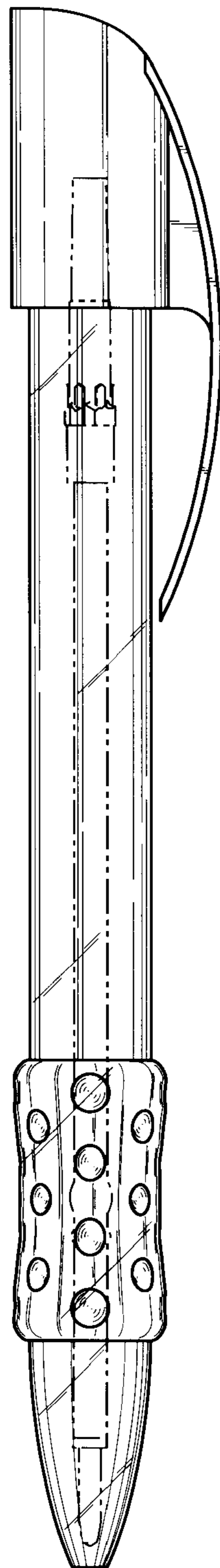


Fig. 18

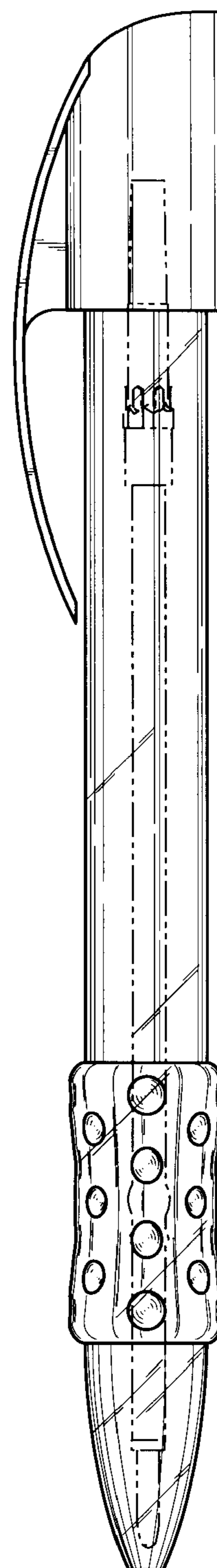


Fig. 19

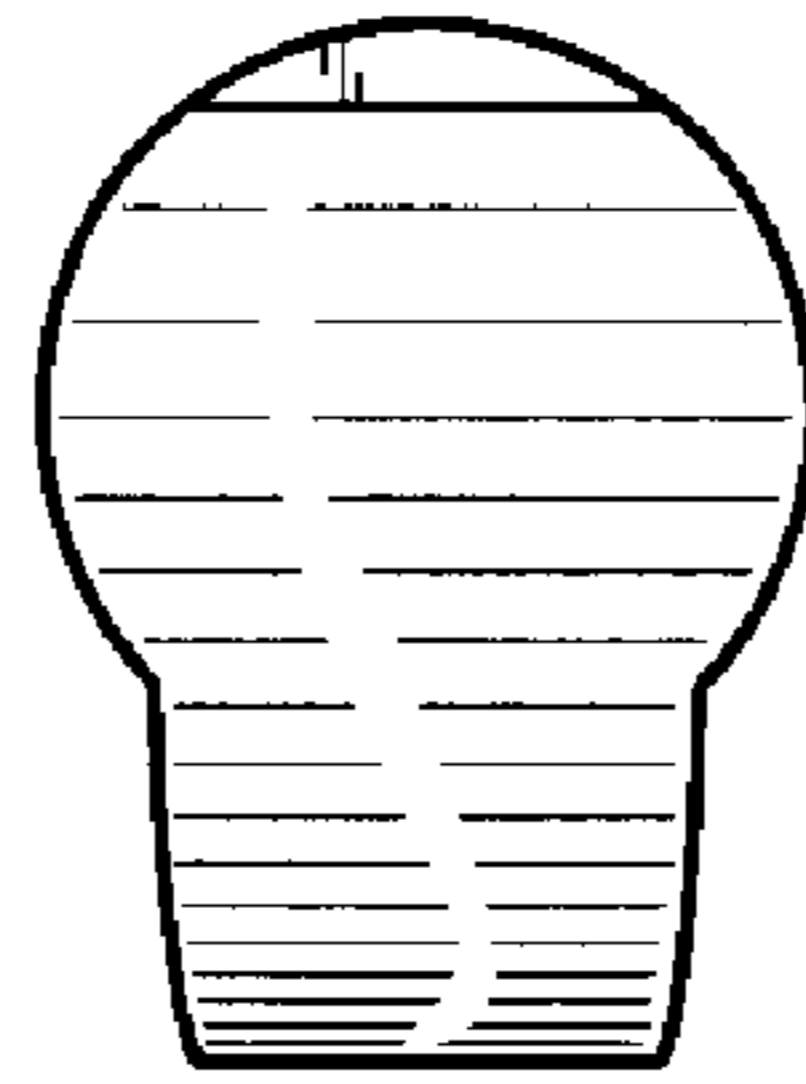


Fig. 20




Fig. 21