

US00D501881S

(12) **United States Design Patent**
Shimizu

(10) **Patent No.:** **US D501,881 S**

(45) **Date of Patent:** **** Feb. 15, 2005**

(54) **ELECTRONIC PEN**

(75) **Inventor:** **Kazuhisa Shimizu, Tokyo (JP)**

(73) **Assignee:** **Pentel Kabushiki Kaisha, Tokyo (JP)**

(**) **Term:** **14 Years**

(21) **Appl. No.:** **29/203,013**

(22) **Filed:** **Apr. 8, 2004**

(30) **Foreign Application Priority Data**

Oct. 16, 2003 (JP) 2003-030494

(51) **LOC (7) Cl.** **19-06**

(52) **U.S. Cl.** **D19/43; D19/48; D19/50;**
D19/56; D14/411

(58) **Field of Search** D14/411; D19/35,
D19/36, 41-51, 53-58, 81-85; 401/17,
18, 21, 29-34, 52, 99-117, 6, 7, 88, 98,
195, 202, 209, 213, 243-247, 262; 178/19.01-19.06;
345/179-183, 156, 157

(56) **References Cited**

U.S. PATENT DOCUMENTS

D138,346 S * 7/1944 Kahn D19/48
5,635,682 A * 6/1997 Cherdak et al. 178/19.01

D392,316 S * 3/1998 Verhaeghe D19/49
D436,995 S * 1/2001 Veillon D19/43
6,204,457 B1 * 3/2001 Shekhel et al. 178/19.01
D457,186 S * 5/2002 Moon D19/43
D459,393 S * 6/2002 Verhaeghe D19/43
D465,806 S * 11/2002 Hu D19/36

* cited by examiner

Primary Examiner—Martie K. Holtje

(74) *Attorney, Agent, or Firm*—Adams & Wilks

(57) **CLAIM**

The ornamental design for an electronic pen, as shown and described.

DESCRIPTION

FIG. 1 is a perspective view of an electronic pen showing my new design;

FIG. 2 is a front elevational view thereof;

FIG. 3 is a left side elevational view, the right side being a mirror image thereof;

FIG. 4 is a rear elevational view thereof;

FIG. 5 is a bottom plan view thereof;

FIG. 6 is a top plan view thereof; and,

FIG. 7 is a typical side elevational view of the pen body with the cap member removed for ease of illustration.

1 Claim, 1 Drawing Sheet

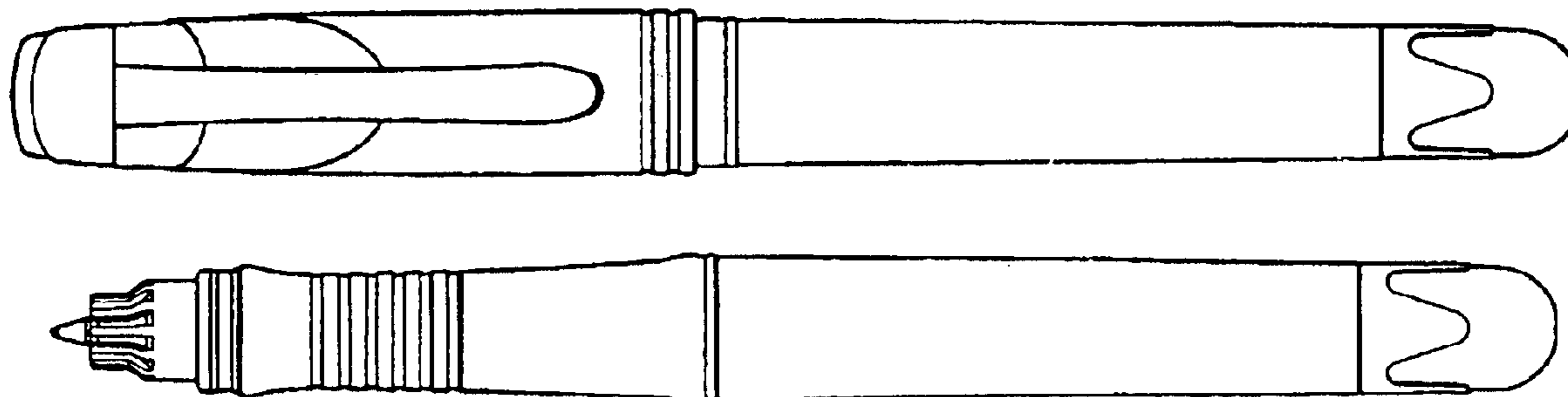


FIG. 1

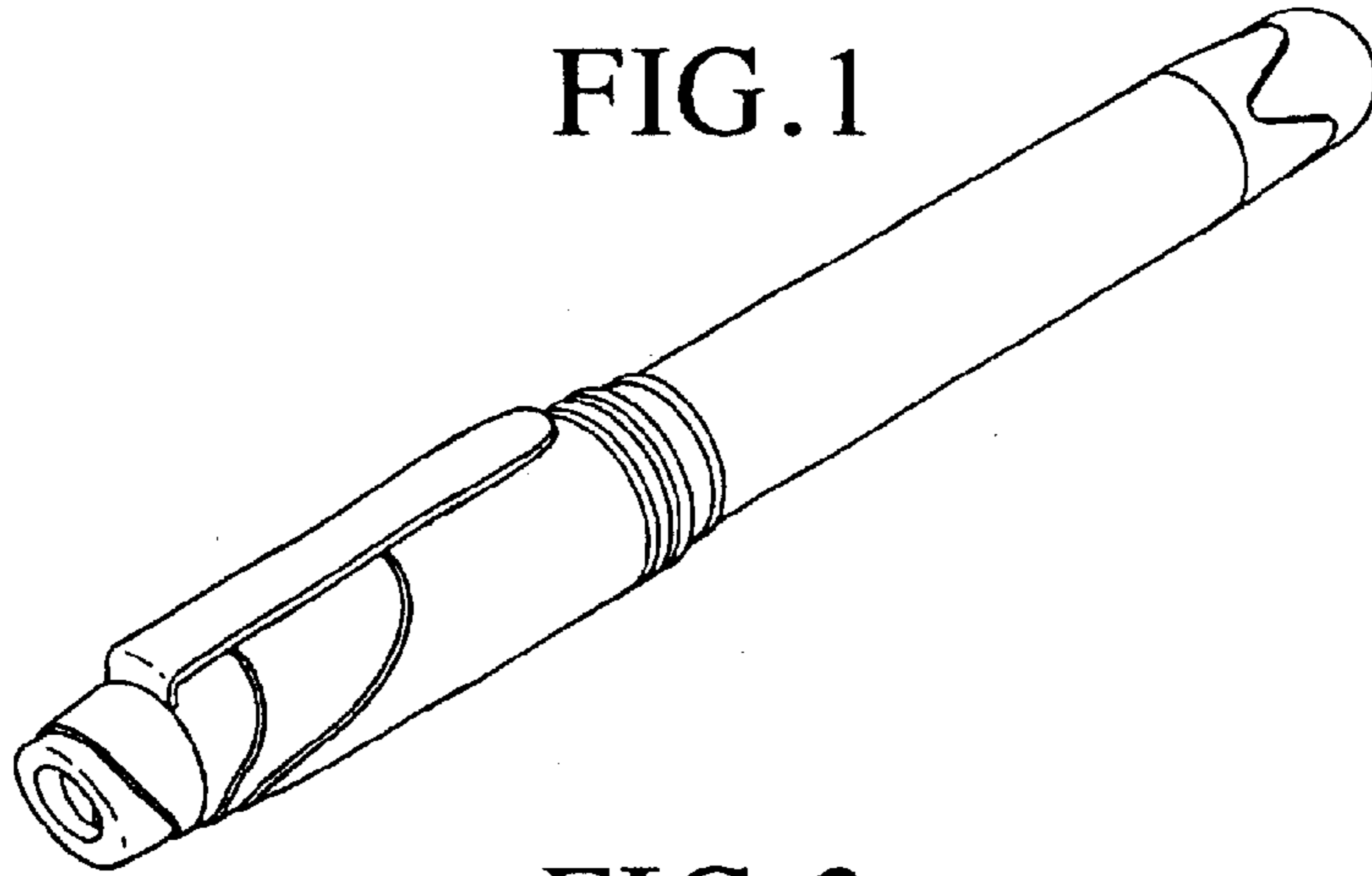


FIG. 2

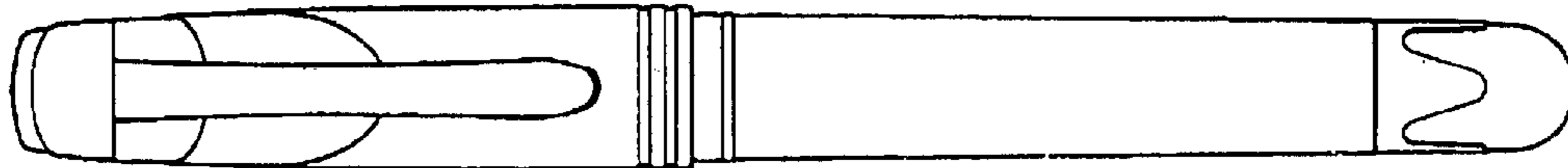


FIG. 3

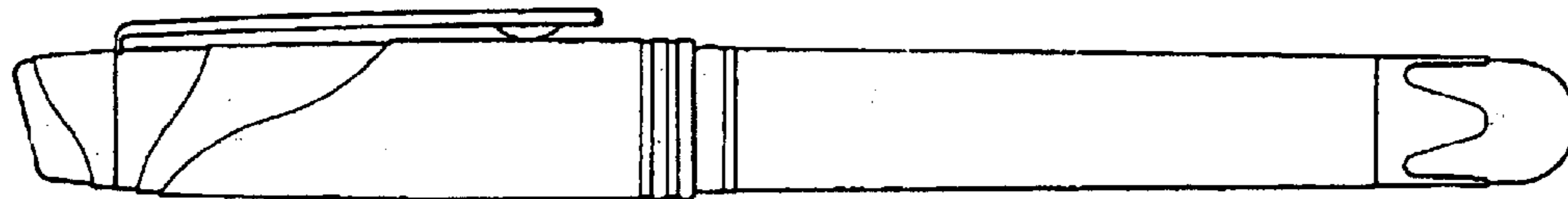


FIG. 4




FIG. 5

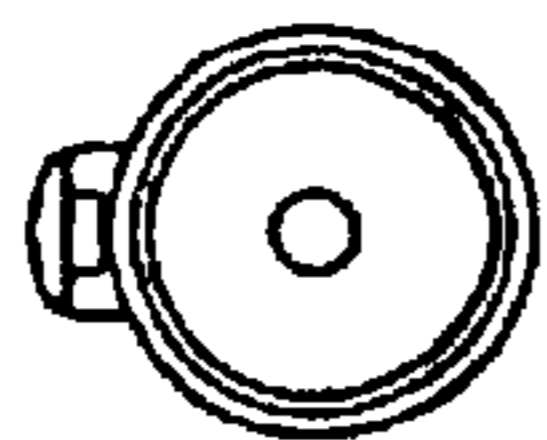


FIG. 6

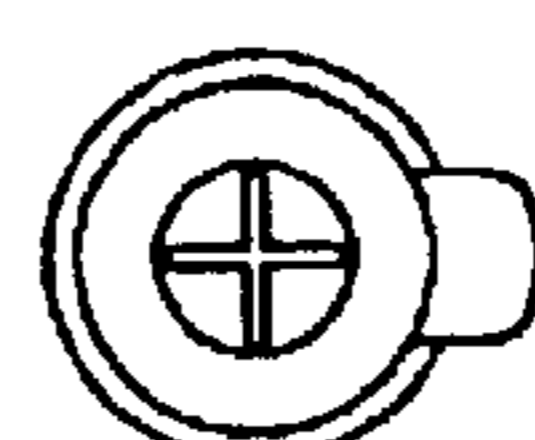


FIG. 7

