

US00D501880S

(12) **United States Design Patent**
Collin

(10) **Patent No.: US D501,880 S**

(45) **Date of Patent: ** *Feb. 15, 2005**

(54) **WRITING INSTRUMENT**

(75) Inventor: **Benoît Collin**, Nantes (FR)

(73) Assignee: **Waterman SAS**, Paris (FR)

(*) Notice: This patent is subject to a terminal disclaimer.

(**) Term: **14 Years**

(21) Appl. No.: **29/195,563**

(22) Filed: **Dec. 12, 2003**

(30) **Foreign Application Priority Data**

Jun. 12, 2003 (FR) 03 3037

(51) **LOC (7) Cl.** **19-06**

(52) **U.S. Cl.** **D19/43; 55/46**

(58) **Field of Search** D19/35, 36, 41-51,
D19/53-58, 81-85; 401/98, 202, 209, 213,
221, 222, 243-247, 261-262

(56) **References Cited**

U.S. PATENT DOCUMENTS

D179,615 S * 1/1957 Spatz D19/46
D205,330 S * 7/1966 Capezzuto D19/43
D208,680 S * 9/1967 Summers D19/51

D328,919 S * 8/1992 Bulgari D19/51
D329,460 S * 9/1992 Rousseau D19/46
D430,208 S * 8/2000 Veillon D19/50
D430,606 S * 9/2000 Veillon D19/48
D445,828 S * 7/2001 Beng D19/45
D452,272 S * 12/2001 Bonnamour D19/43

* cited by examiner

Primary Examiner—Martie K. Holtje

(74) *Attorney, Agent, or Firm*—Marshall, Gerstein & Borun LLP

(57) **CLAIM**

The ornamental design for a “writing instrument,” as shown and described.

DESCRIPTION

FIG. 1 is a rear elevational view showing my new design; FIG. 2 is a right side elevational view thereof; FIG. 3 is a front elevational view thereof; FIG. 4 is a left side elevational view thereof; FIG. 5 is a bottom view thereof; FIG. 6 is a top plan view thereof; FIG. 7 is a perspective view taken from the top and side thereof; and, FIG. 8 is a perspective view of FIG. 7 in an exploded condition.

1 Claim, 4 Drawing Sheets

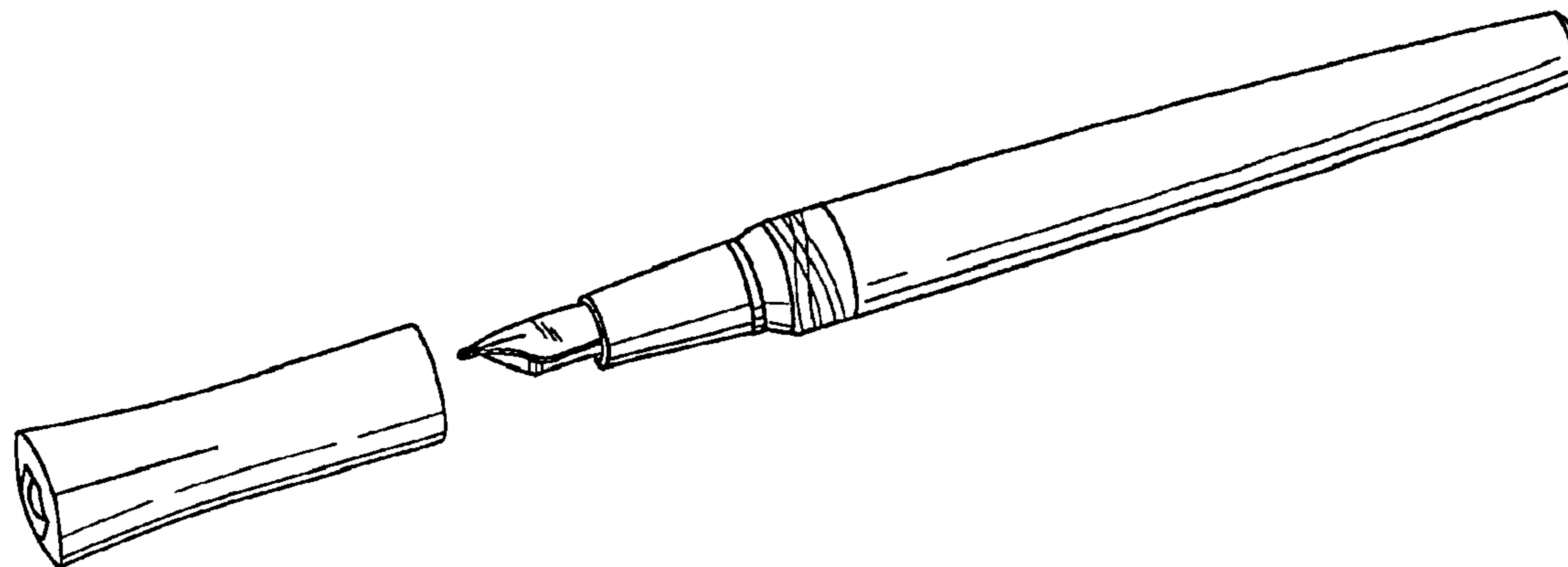


FIG. 1




FIG. 2




FIG. 3

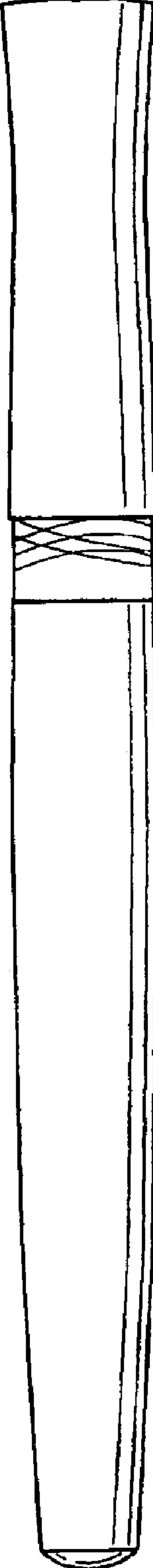


FIG. 4




FIG. 5

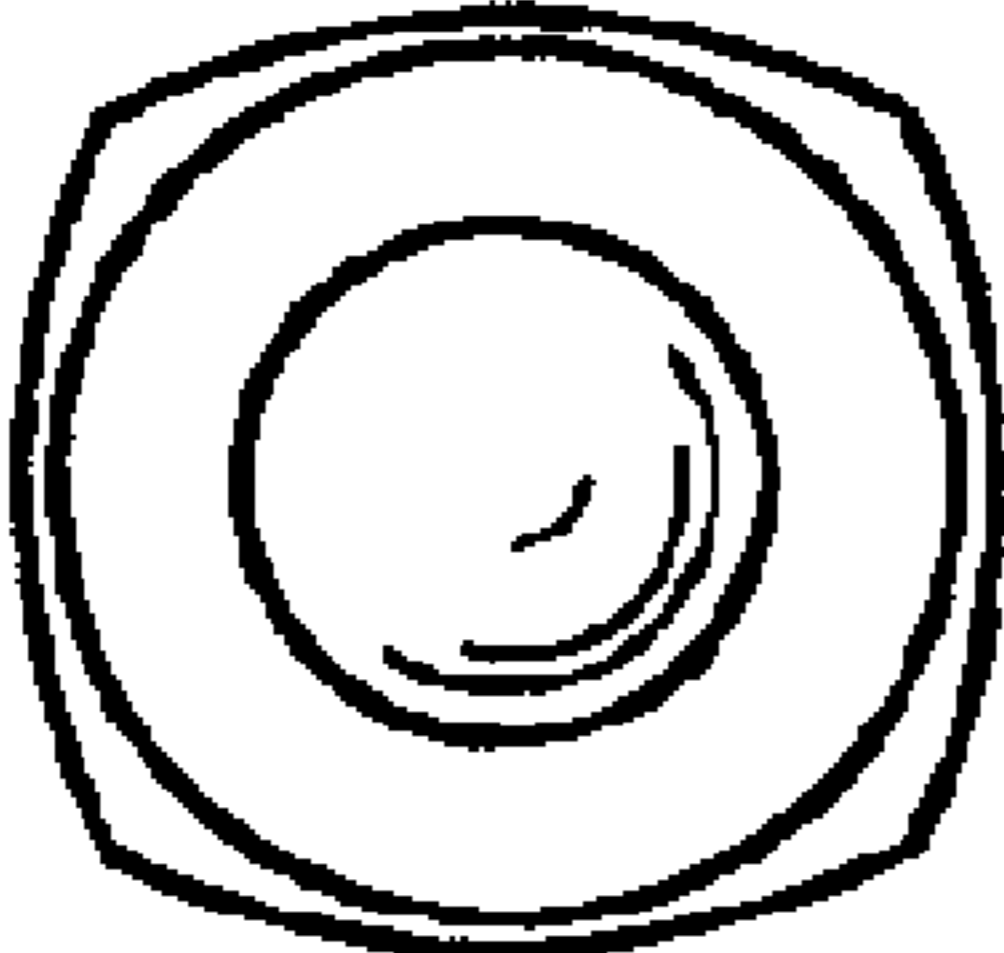


FIG. 6

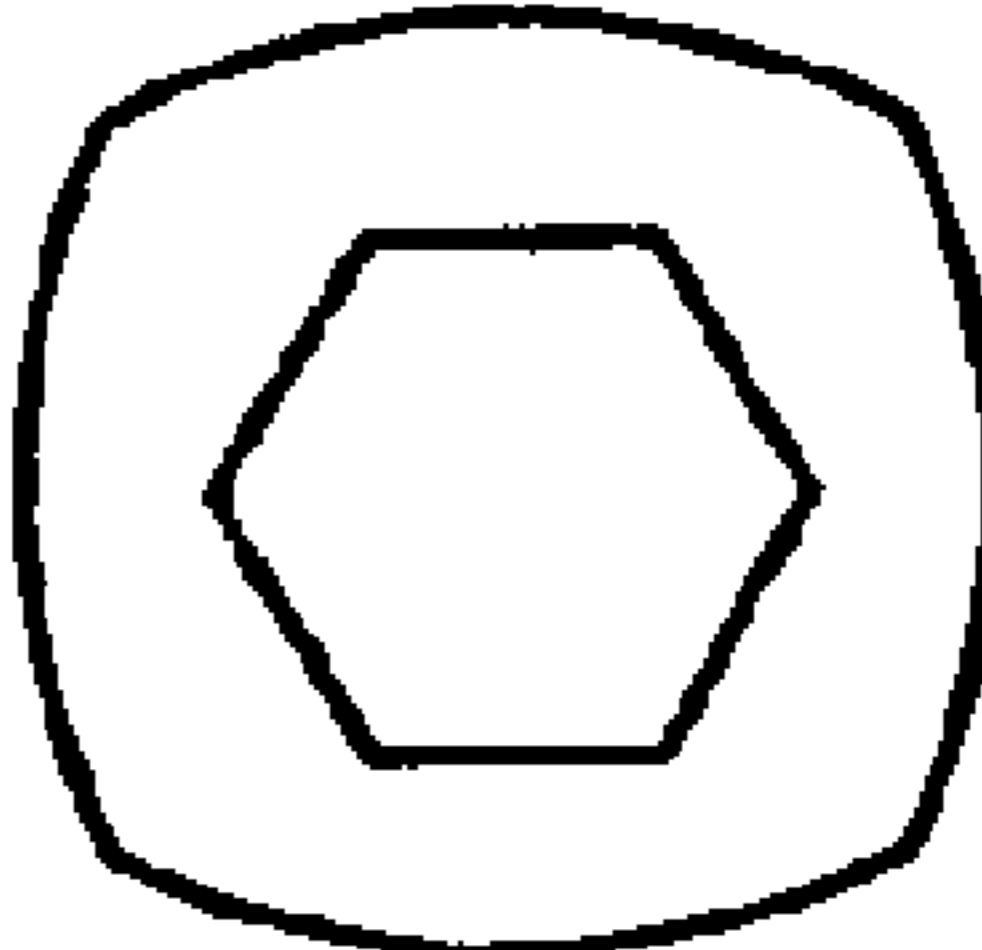


FIG. 7

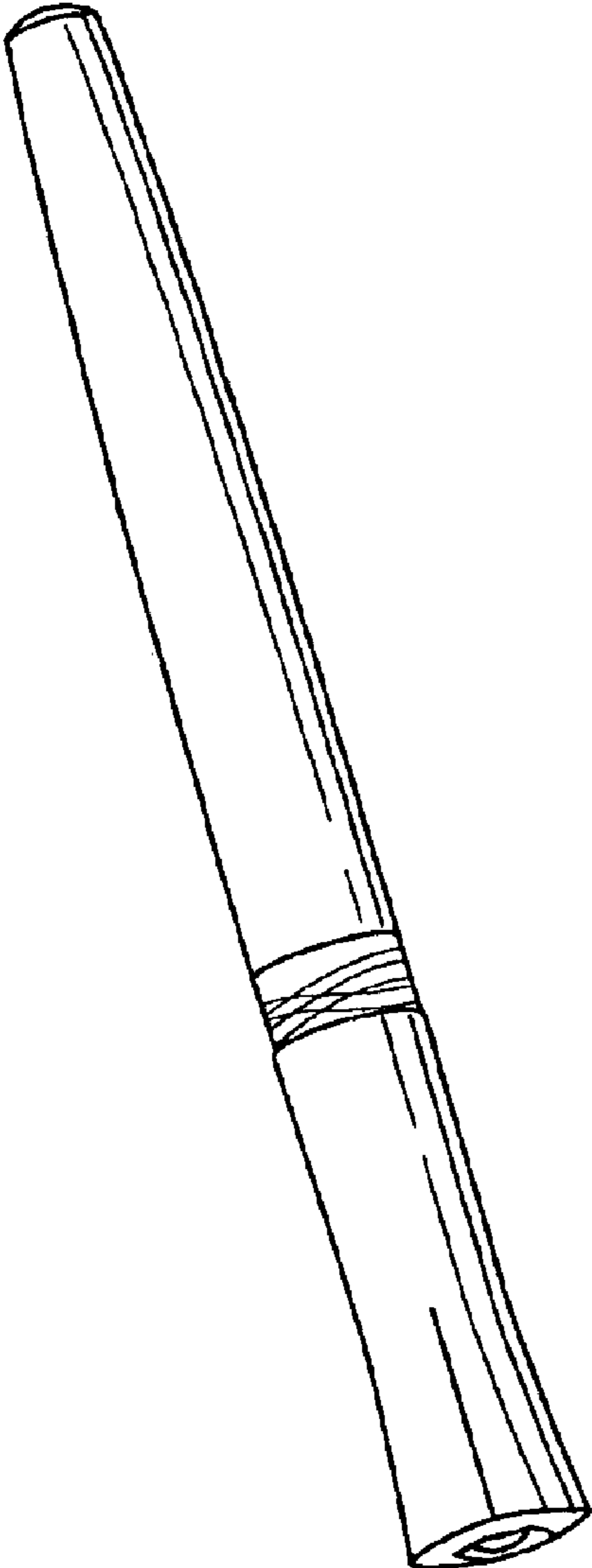


FIG. 8

