

US00D501871S

(12) **United States Design Patent**
Holland

(10) **Patent No.:** **US D501,871 S**

(45) **Date of Patent:** **** Feb. 15, 2005**

(54) **BODY MASS INDEX CALCULATOR**

(75) **Inventor:** **Jason S. Holland**, Raleigh, NC (US)

(73) **Assignee:** **Adstracts, Inc.**, Raleigh, NC (US)

(**) **Term:** **14 Years**

(21) **Appl. No.:** **29/193,578**

(22) **Filed:** **Nov. 12, 2003**

(51) **LOC (7) Cl.** **18-01**

(52) **U.S. Cl.** **D18/10; D18/11**

(58) **Field of Search** **D18/1-12; D14/341, D14/345, 346; 235/419-434, 61 R-60.22, 77, 78 R, 78 RC, 84; D10/50, 51; 200/5 A; 361/683**

(56) **References Cited**

U.S. PATENT DOCUMENTS

D349,919 S	*	8/1994	Tunstall-Pedoe	D18/10
D401,613 S	*	11/1998	Goldman	D18/10
D410,672 S	*	6/1999	Chu	D18/2
D493,190 S	*	7/2004	Holland	D18/10

* cited by examiner

Primary Examiner—Caron D. Veynar

(74) *Attorney, Agent, or Firm*—Myers Bigel Sibley & Sajovec, P.A.

(57) **CLAIM**

The ornamental design for a body mass index calculator, as shown and described.

DESCRIPTION

FIG. 1 is a perspective view of a body mass index calculator showing my new design;

FIG. 2 is a top plan view thereof;

FIG. 3 is an end elevational view thereof;

FIG. 4 is an end elevational view thereof, opposite that shown in FIG. 3;


FIG. 5 is a side elevational view thereof, opposite side view is a mirror image;

FIG. 6 is a bottom plan view thereof; and,

FIG. 7 is a perspective view of the body mass index calculator of FIG. 1 shown in its environment.

The broken lines shown herein are for illustrative purposes only and form no part of the claimed design.

1 Claim, 7 Drawing Sheets






FIG. 1

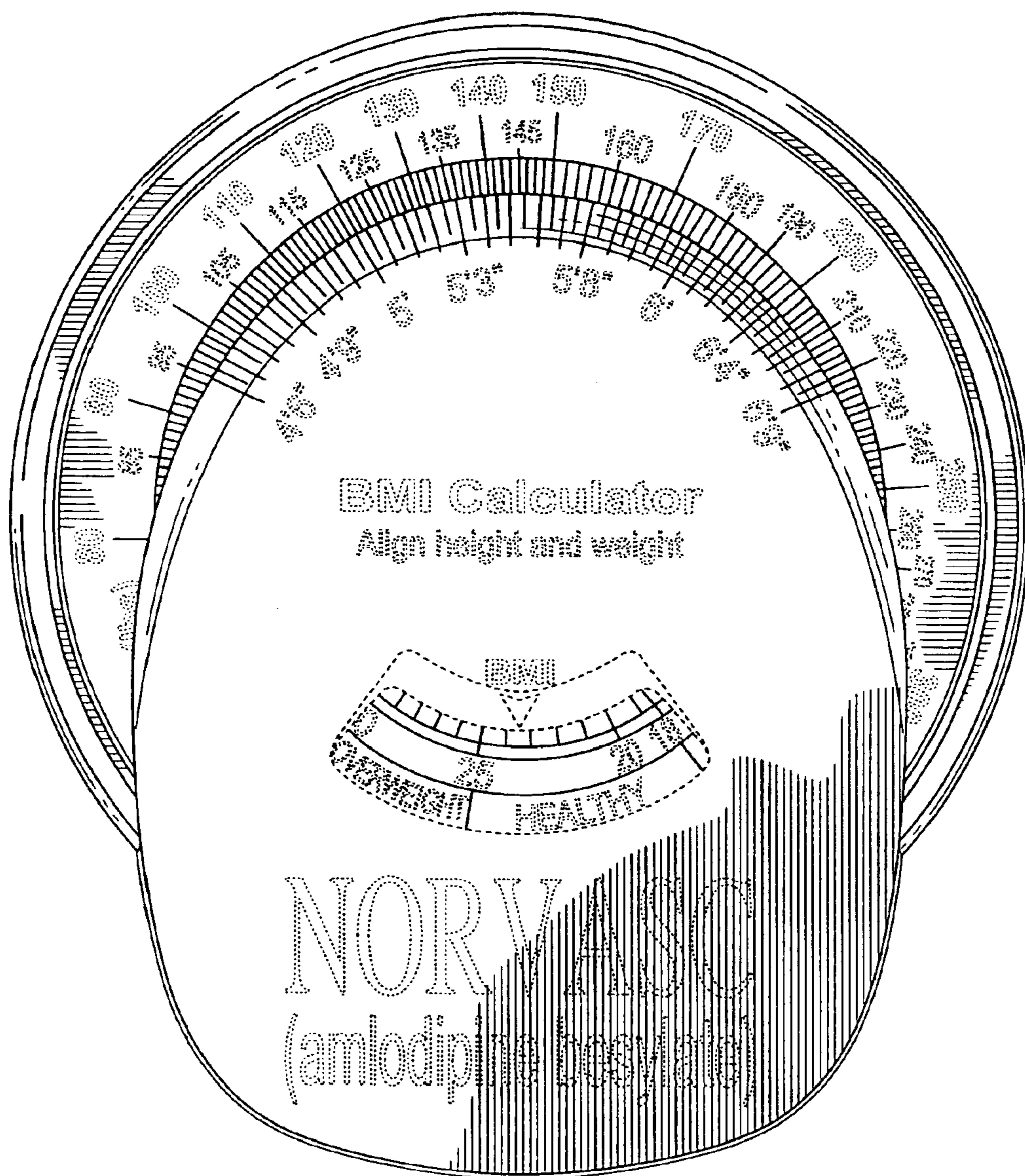


FIG. 2

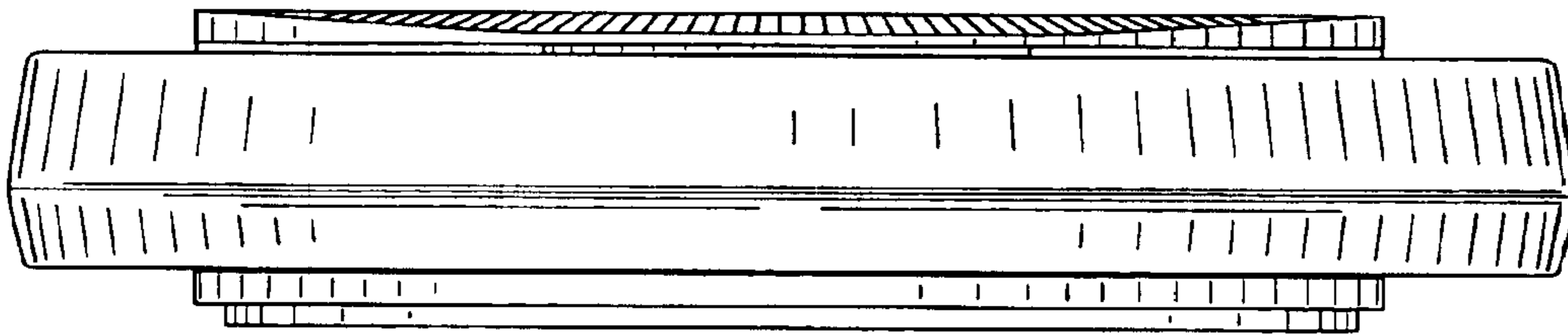


FIG. 3

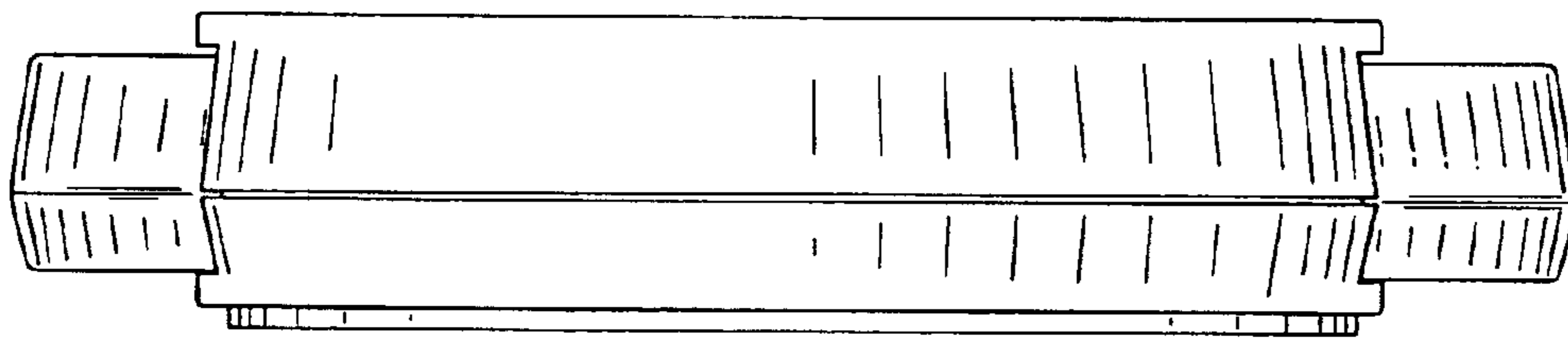


FIG. 4




FIG. 5

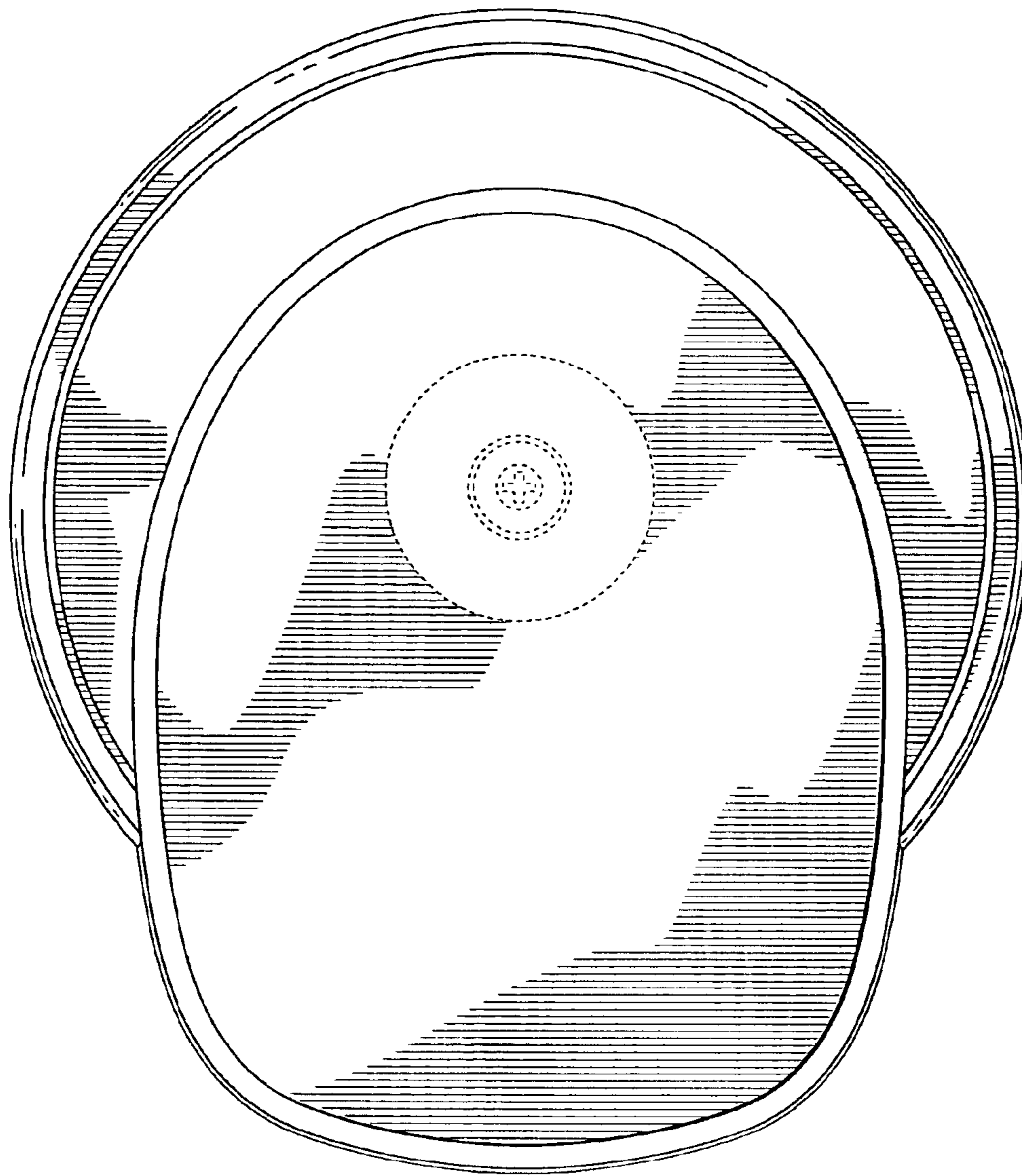


FIG. 6

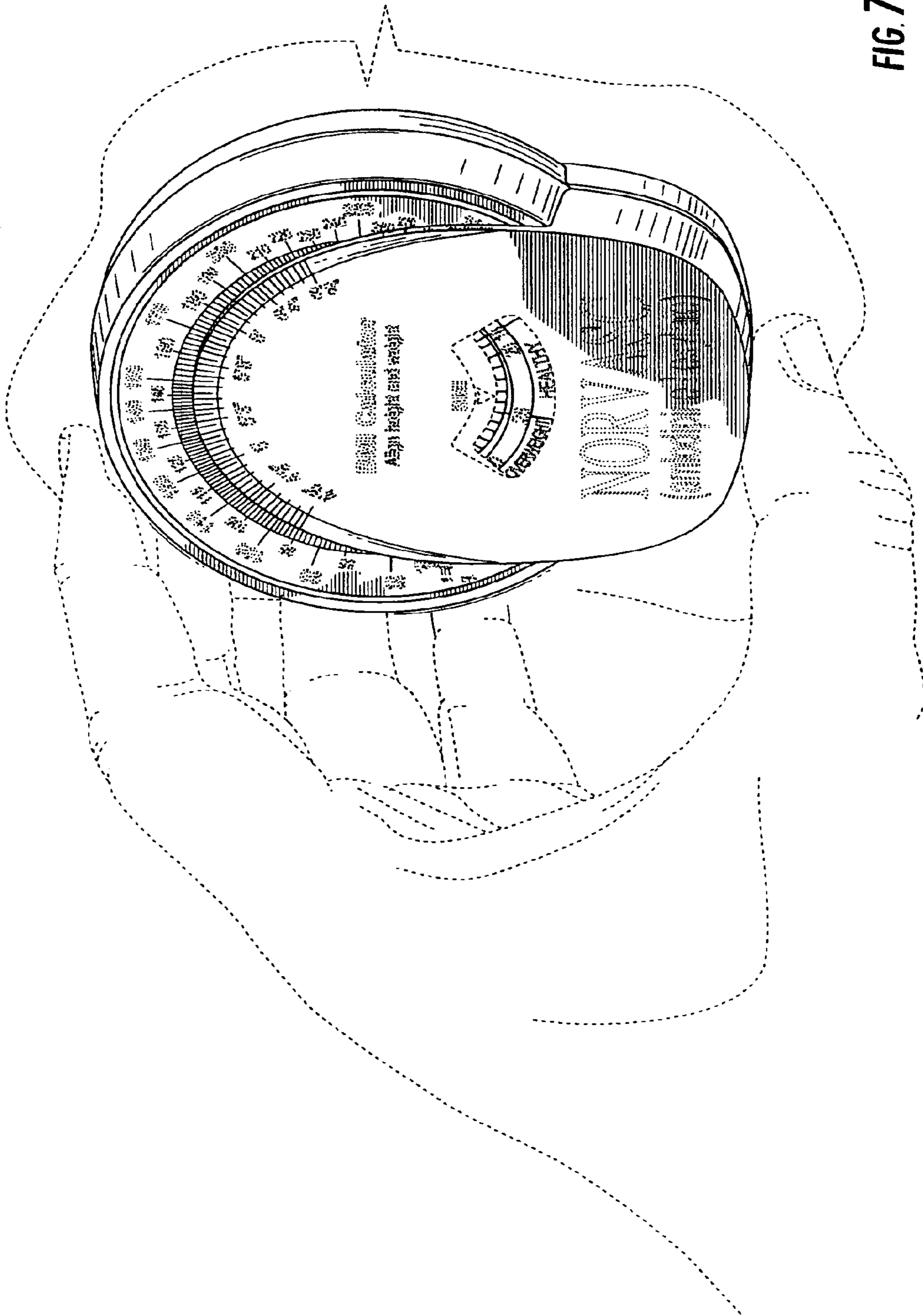


FIG. 7