

US00D501858S

(12) **United States Design Patent** (10) **Patent No.:** **US D501,858 S**
Robinson (45) **Date of Patent:** **** Feb. 15, 2005**

(54) **TANGENT GUIDE FOR A WIRE TYING MACHINE**

(75) Inventor: **Darrell D. Robinson**, Elma, WA (US)

(73) Assignee: **Enterprises International, Inc.**,
Hoquiam, WA (US)

(**) Term: **14 Years**

(21) Appl. No.: **29/192,662**

(22) Filed: **Oct. 28, 2003**

(51) **LOC (7) Cl.** **15-99**

(52) **U.S. Cl.** **D15/145**

(58) **Field of Search** D15/145; 53/154,
53/168, 411; 377/6; 221/2; 100/33 R, 26;
140/93 A, 118, 119, 124

(56) **References Cited**

U.S. PATENT DOCUMENTS

3,722,553 A *	3/1973	Bartilson	140/93 A
5,337,919 A *	8/1994	Spaulding et al.	221/2
5,774,518 A *	6/1998	Kirby	377/6
5,870,950 A *	2/1999	Wiedel	100/33 R
6,263,639 B1 *	7/2001	Kim	53/154
6,377,648 B1 *	4/2002	Culbert	377/6
6,584,891 B1	7/2003	Smith et al.	100/26
6,668,870 B2 *	12/2003	Rossum et al.	140/118

OTHER PUBLICATIONS

2004/2005 Cole Palmer Paper Catalog, Cole Palmer Corporation, p. 1897.*

Good Worth Co Ltd, Display Ad, Taiwan Hardware Magazine, Mar. 2004, Taiwan Business Media, p. H-53.*

Shyang Meng Industry Workshop, Display Ad, Taiwan Hardware Magazine, Mar. 2004, Taiwan Business Media, p. B-42.*

* cited by examiner

Primary Examiner—Stacia Cadmus

Assistant Examiner—Terrence Huang

(74) *Attorney, Agent, or Firm*—Seed IP Law Group PLLC

(57) **CLAIM**

The ornamental design for a tangent guide for a wire tying machine, as shown and described.

DESCRIPTION

FIG. 1 is a front perspective view of a tangent guide for a wire tying machine showing my new design.

FIG. 2 is a front elevation view thereof.

FIG. 3 is a rear elevation view thereof.

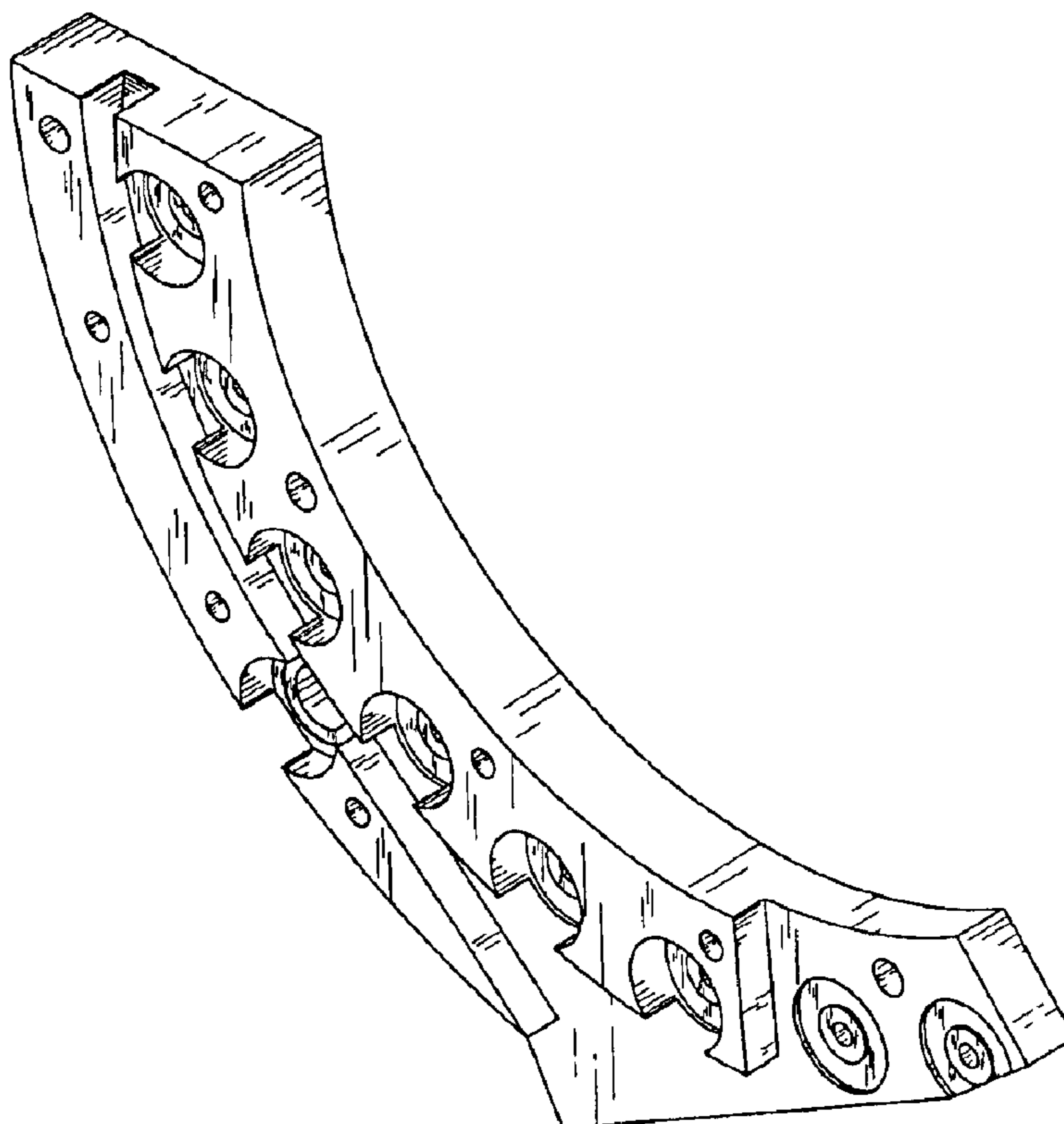
FIG. 4 is a left elevation view thereof.

FIG. 5 is a right elevation view thereof.

FIG. 6 is a top plan view thereof; and,

FIG. 7 is a bottom plan view thereof.

1 Claim, 5 Drawing Sheets



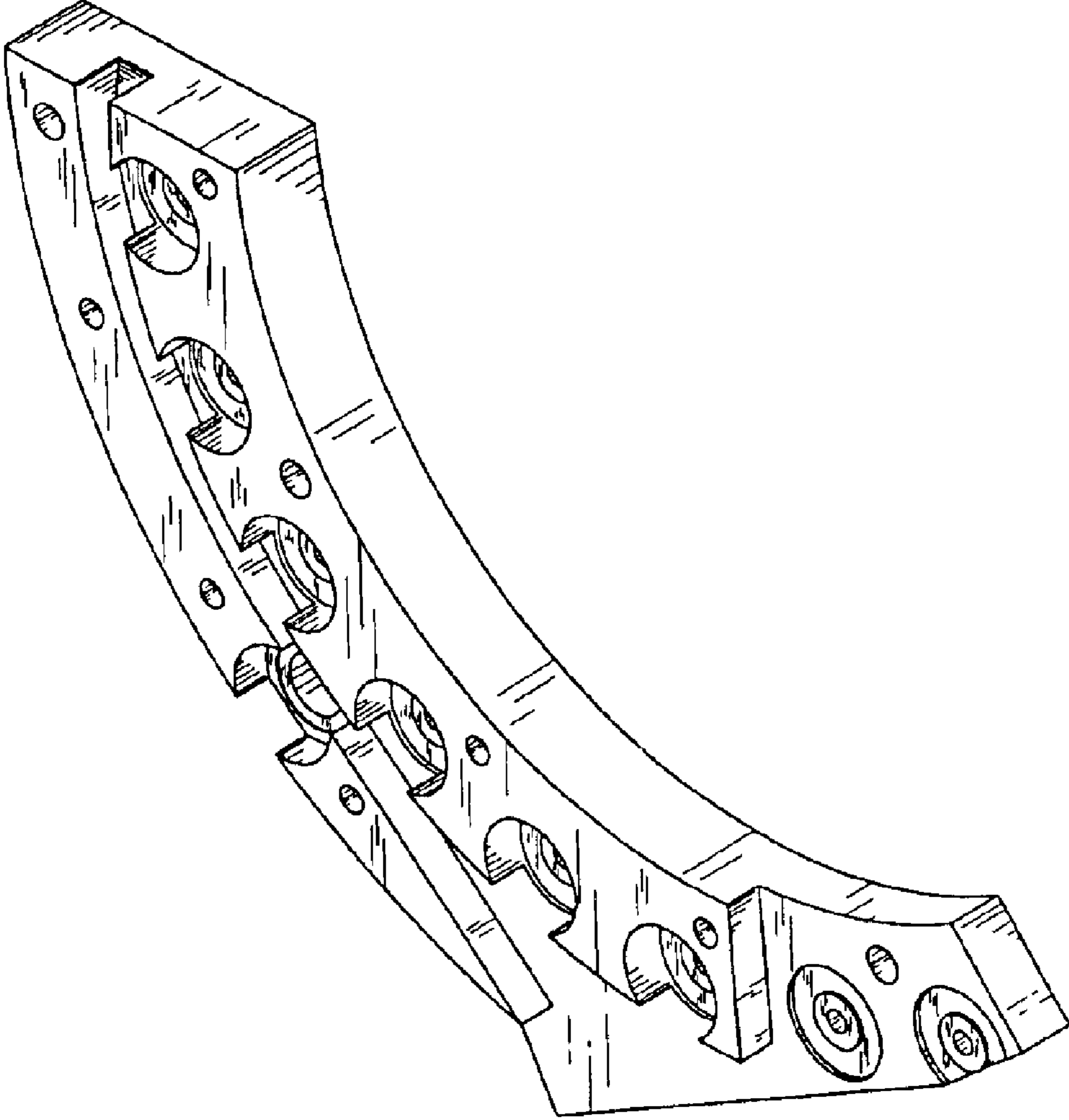


FIG. 1

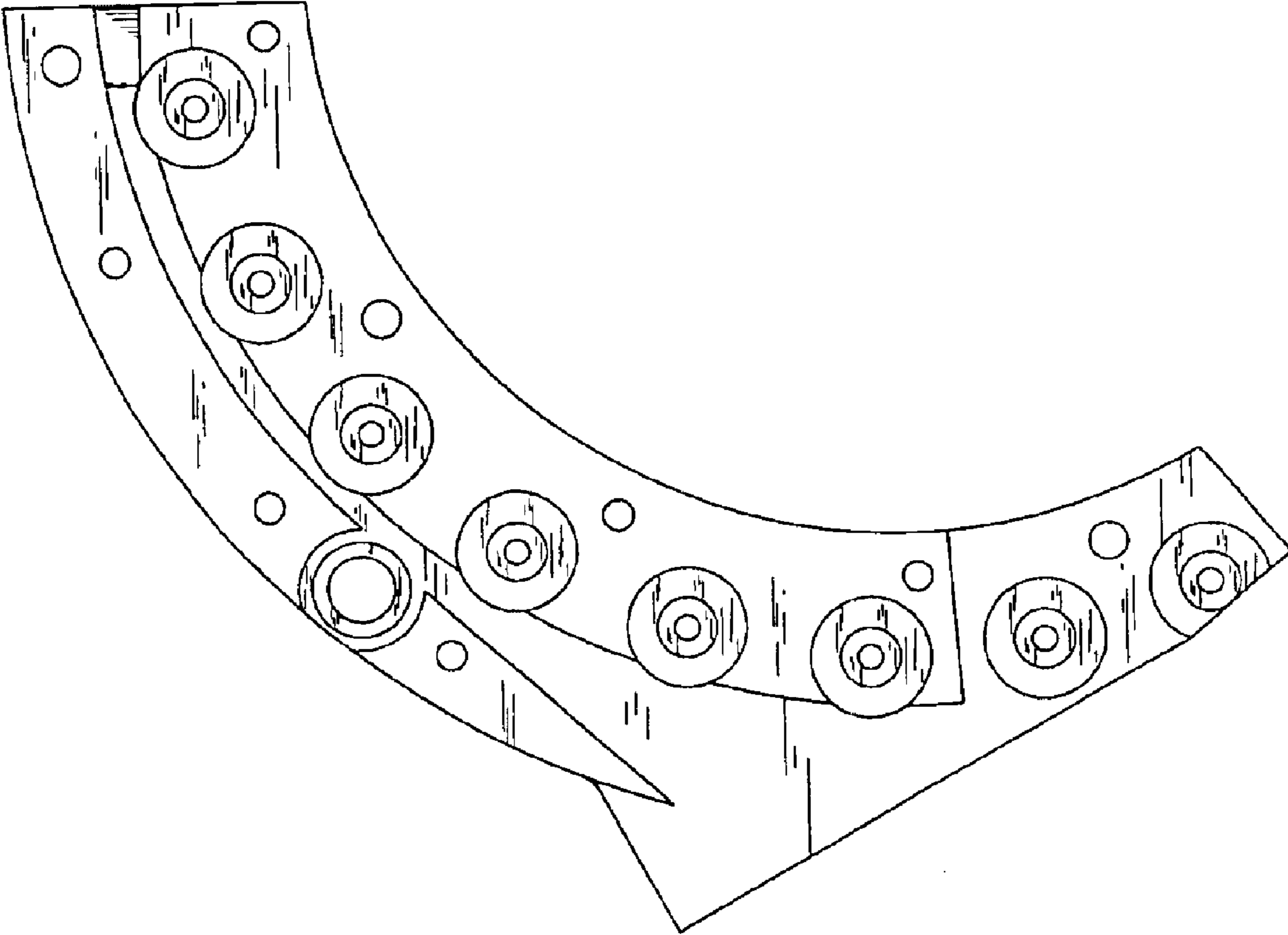


FIG. 2

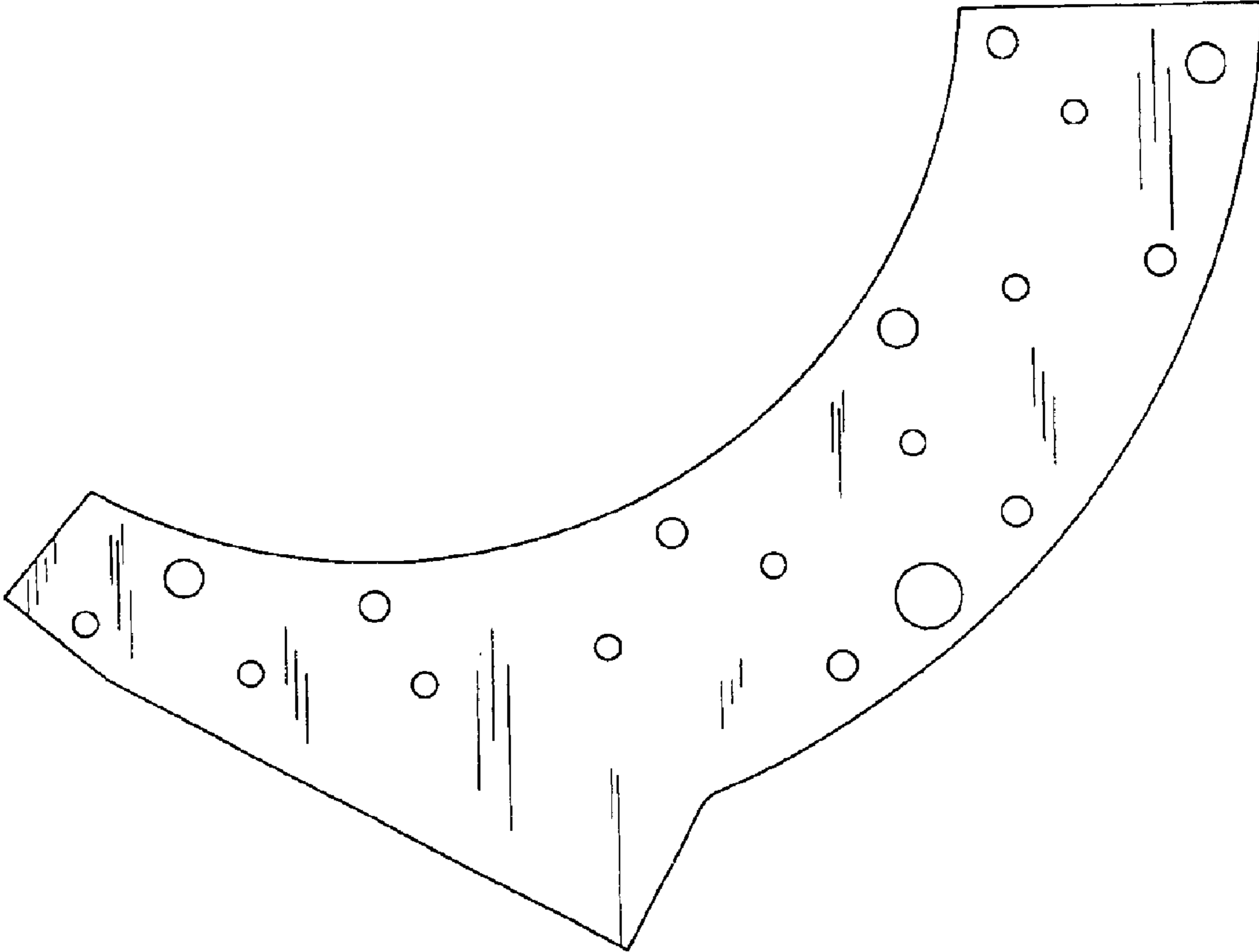


FIG. 3

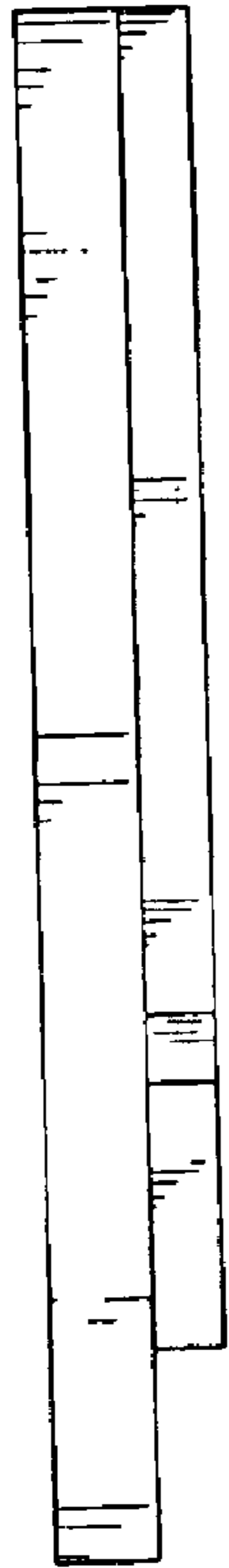


FIG. 4

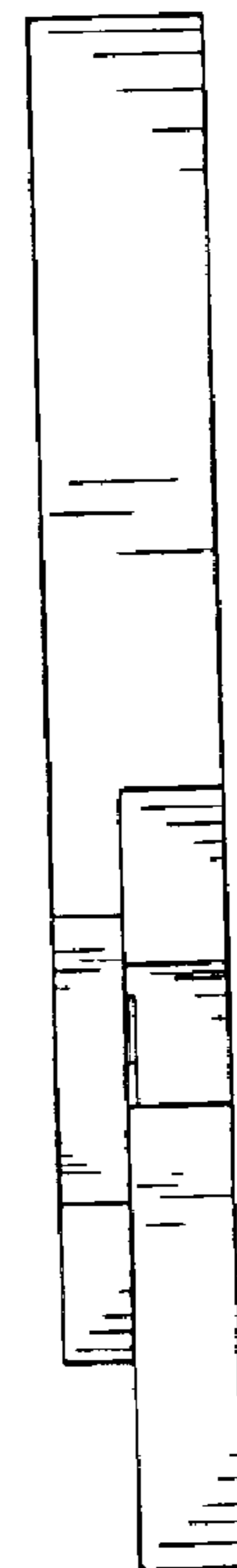


FIG. 5



FIG. 6

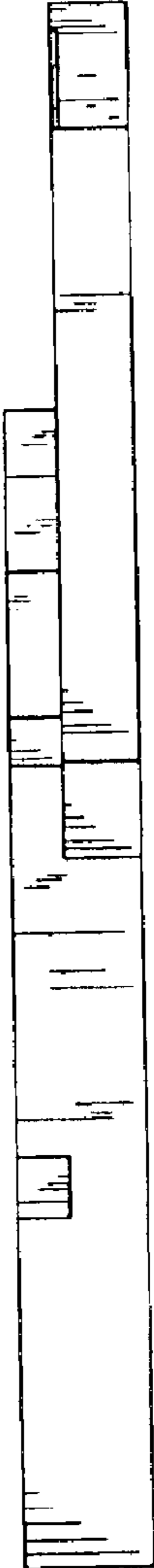


FIG. 7