

US00D501840S

(12) **United States Design Patent**  
**Pelletier**

(10) **Patent No.:** **US D501,840 S**

(45) **Date of Patent:** **\*\* Feb. 15, 2005**

(54) **TELEPHONE BASE**

(75) **Inventor:** **Dale T. Pelletier**, Colorado Springs, CO  
(US)

(73) **Assignee:** **TelMatrix, Inc.**, Colorado City, CO  
(US)

(\*\*) **Term:** **14 Years**

(21) **Appl. No.:** **29/190,836**

(22) **Filed:** **Sep. 26, 2003**

(51) **LOC (7) Cl.** ..... **14-03**

(52) **U.S. Cl.** ..... **D14/151**

(58) **Field of Search** ..... D14/130, 148,  
D14/147, 149-151, 143, 329, 330, 140-142,  
144, 240, 241, 243, 170, 171, 159; 379/440,  
454, 446, 419, 420.01-420.04, 428.01-428.04,  
434-436; 320/110, 113-115; 455/550.1-90.3;  
D21/517; D13/107, 108

- D374,667 S \* 10/1996 Elkins et al. .... D14/151
- D389,145 S \* 1/1998 Yoneyama ..... D14/151
- D390,226 S \* 2/1998 Mak et al. .... D14/149
- D390,563 S \* 2/1998 Akatsu et al. .... D14/151
- D412,171 S \* 7/1999 Girardi et al. .... D14/151
- D442,158 S \* 5/2001 Isonaga ..... D14/151
- D449,287 S \* 10/2001 Jauregui et al. .... D14/151
- D460,954 S \* 7/2002 Shen et al. .... D14/151
- D463,390 S \* 9/2002 Shen et al. .... D14/151
- D464,636 S \* 10/2002 Shen et al. .... D14/151
- D470,830 S \* 2/2003 Weidinger ..... D14/151
- D476,969 S \* 7/2003 Weidinger ..... D14/151
- D489,700 S \* 5/2004 Hillenmayer ..... D14/151
- D490,393 S \* 5/2004 Taniguchi et al. .... D14/151

\* cited by examiner

*Primary Examiner*—Jeffrey Asch

(74) *Attorney, Agent, or Firm*—Fish & Richardson, PC, PA

(57) **CLAIM**

The ornamental design for a telephone base, as shown and described.

(56) **References Cited**

**U.S. PATENT DOCUMENTS**

- D307,009 S \* 4/1990 Boykiw ..... D14/151
- D311,191 S \* 10/1990 Ando ..... D14/151
- 5,086,466 A \* 2/1992 Gumb et al. .... 379/440
- 5,121,427 A \* 6/1992 Gumb et al. .... 379/435
- D330,028 S \* 10/1992 Gagnon et al. .... D14/151
- D332,786 S \* 1/1993 Gagnon ..... D14/142
- 5,187,743 A \* 2/1993 Gumb et al. .... 379/436
- D352,943 S \* 11/1994 Weidinger ..... D14/151
- D368,091 S \* 3/1996 Yoshihiko et al. .... D14/151

**DESCRIPTION**

FIG. 1 is a perspective view of a telephone base showing the new design.

FIG. 2 is a top plan view of the telephone base of the design.


FIG. 3 is a right side view of the design.

FIG. 4 is a left side view of the design.

FIG. 5 is a front view of the design; and,

FIG. 6 is a back view of the design.

**1 Claim, 4 Drawing Sheets**



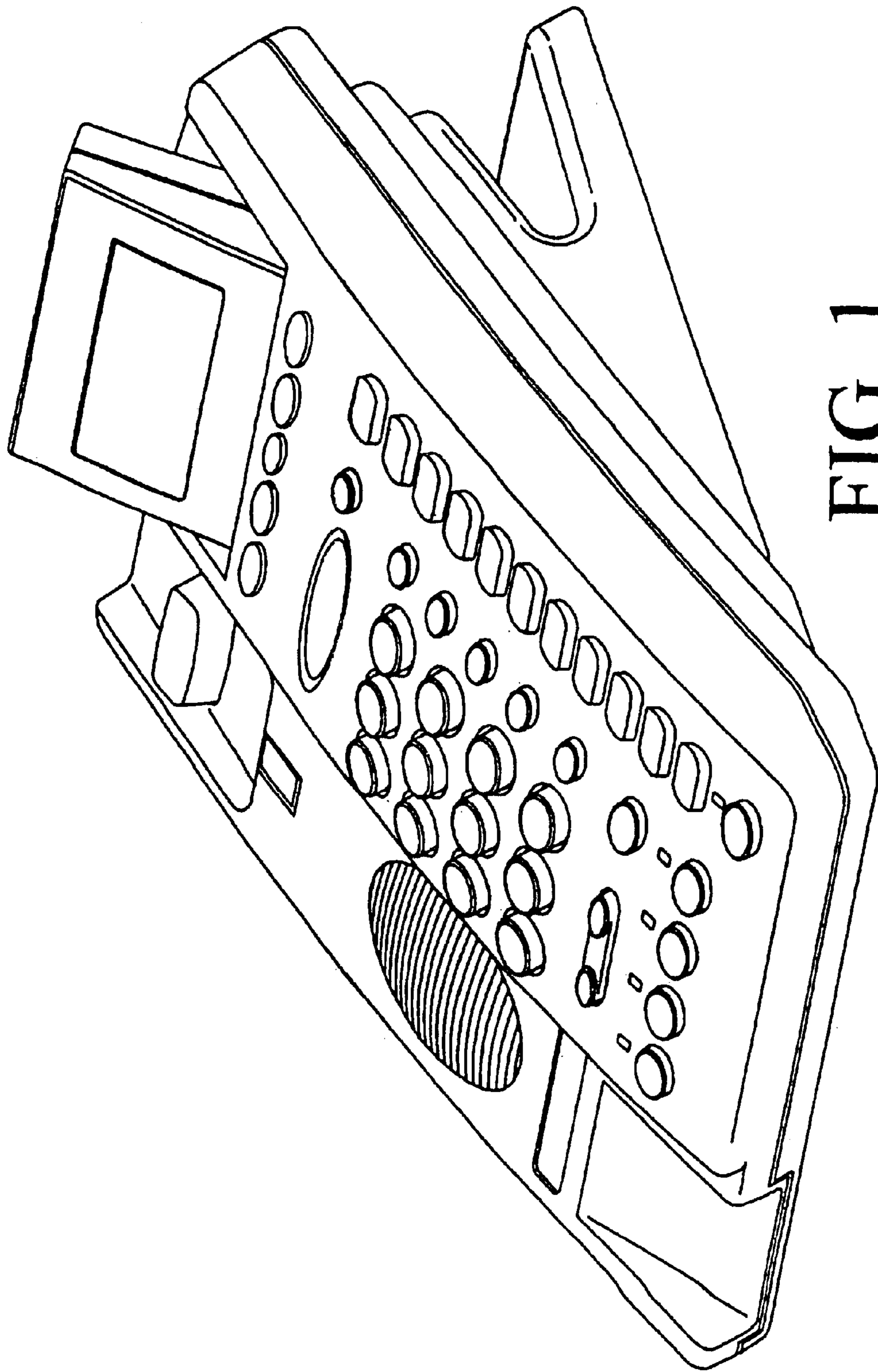


FIG. 1

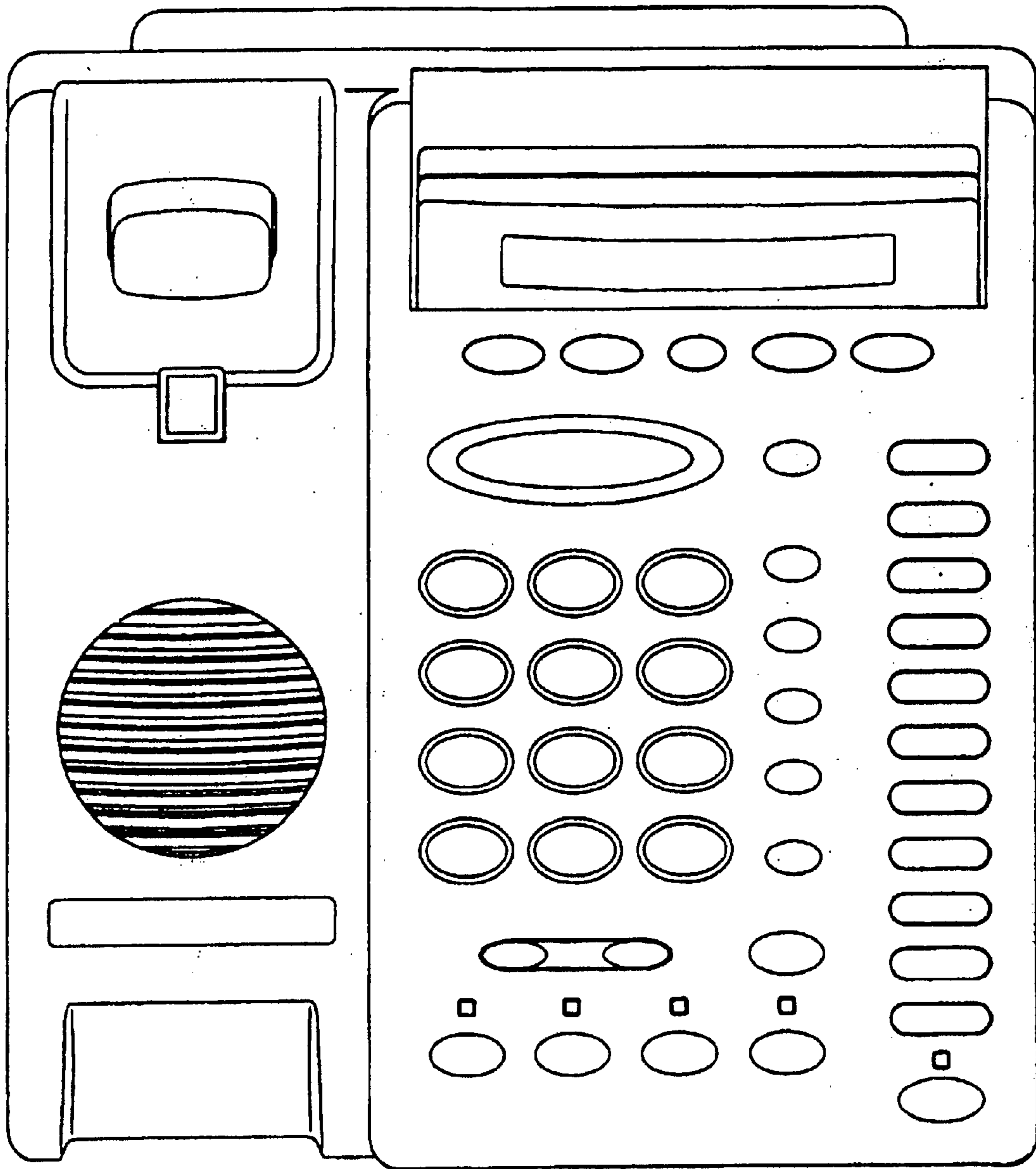


FIG. 2

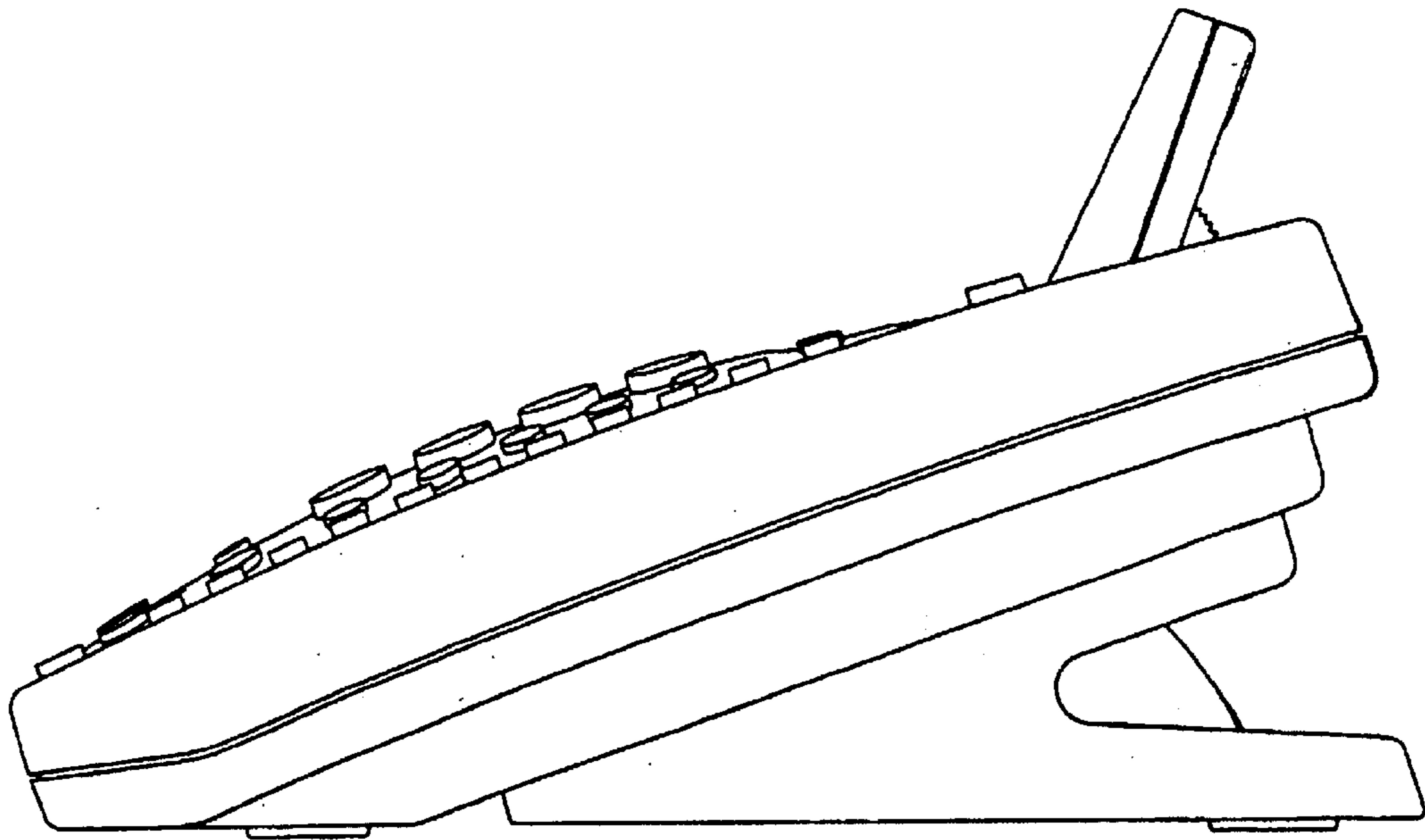


FIG. 3

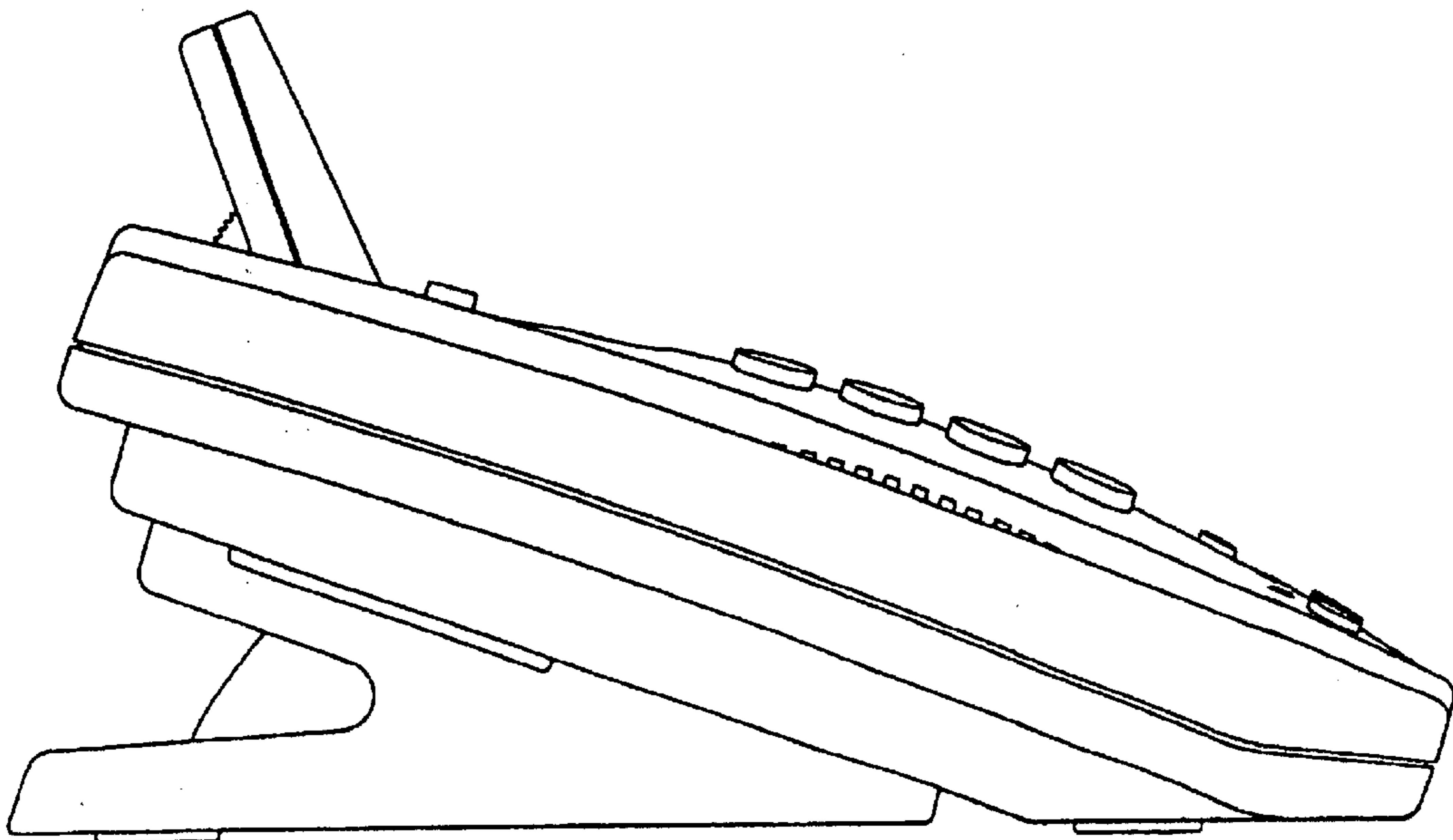


FIG. 4




FIG. 5

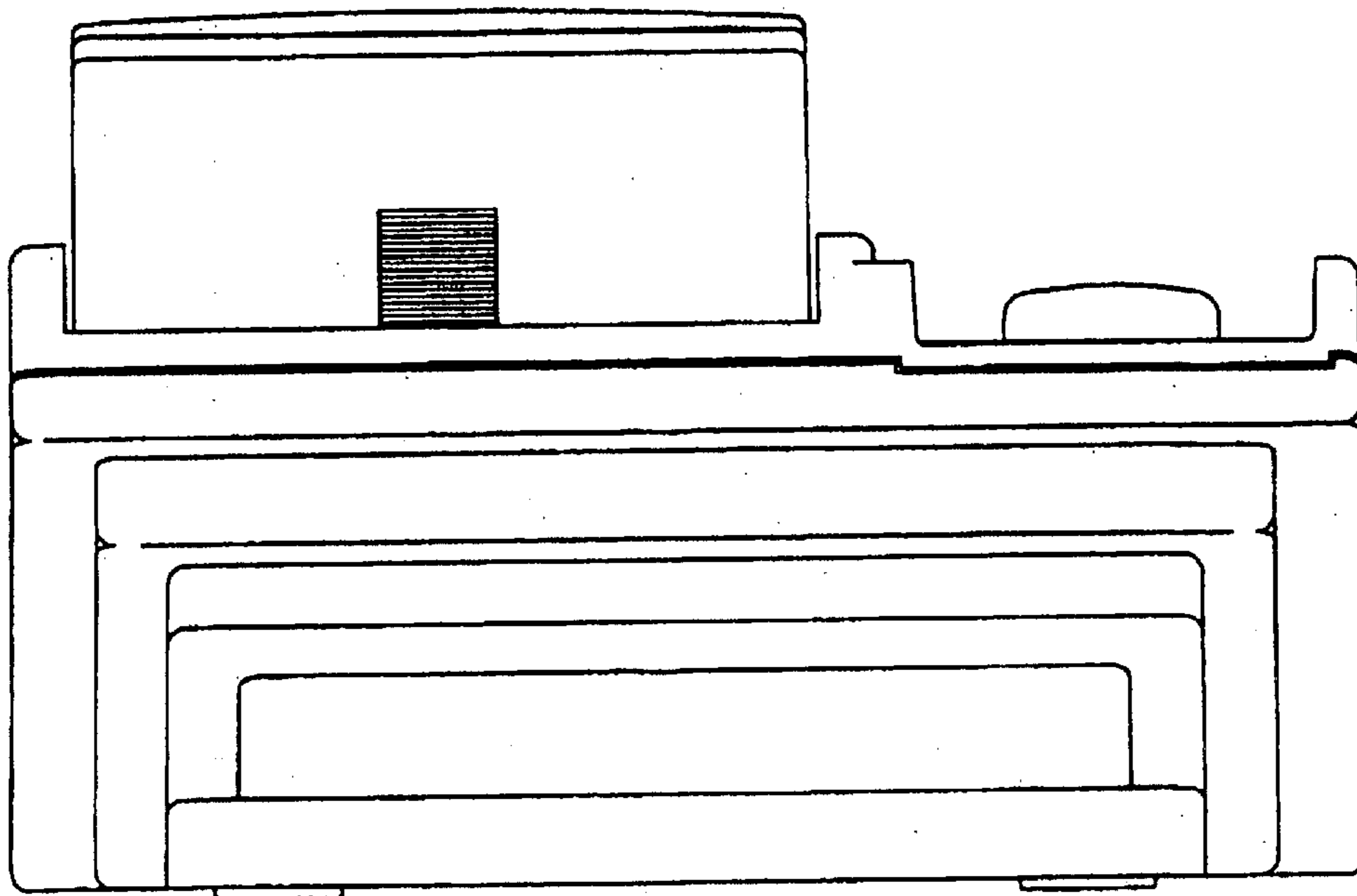


FIG. 6