



US00D501835S

(12) **United States Design Patent**  
**Peng**

(10) **Patent No.:** **US D501,835 S**  
(45) **Date of Patent:** **\*\* Feb. 15, 2005**

- (54) **DVD PLAYER WITH DISPLAY**
- (75) **Inventor:** **Juen-Tien Peng, Chung Li (TW)**
- (73) **Assignee:** **Action Electronics Co., Ltd., Chung Li (TW)**
- (\*\*) **Term:** **14 Years**
- (21) **Appl. No.:** **29/199,553**
- (22) **Filed:** **Feb. 18, 2004**
- (51) **LOC (7) Cl.** ..... **14-03**
- (52) **U.S. Cl.** ..... **D14/129**
- (58) **Field of Search** ..... **D14/125-134, D14/239, 371, 374-376; 312/7.2; 348/836, 838, 180, 184, 325, 739; 341/12; 248/917-924, 465; 345/104, 133, 156, 168, 87, 173; 720/605, 669, 600, 655; 369/99, 197; 455/344-347**

- D484,472 S \* 12/2003 Isshiki ..... D14/132
- 6,772,422 B2 \* 8/2004 Yano et al. .... 720/600
- 6,792,292 B1 \* 9/2004 Chatani ..... 455/566
- 6,795,377 B2 \* 9/2004 Gorden ..... 368/12

**OTHER PUBLICATIONS**

- Pioneer Catalog, May, 1999.\*
- Sound and Vision, Jan. 2003.\*
- Hong Kong Electronics, May 2003 and rear cover.\*

\* cited by examiner

*Primary Examiner*—Raphael Barkai  
(74) *Attorney, Agent, or Firm*—Rosenberg, Klein & Lee

(57) **CLAIM**

The ornamental design of a DVD player with display, as shown in the accompanying drawings.

**DESCRIPTION**

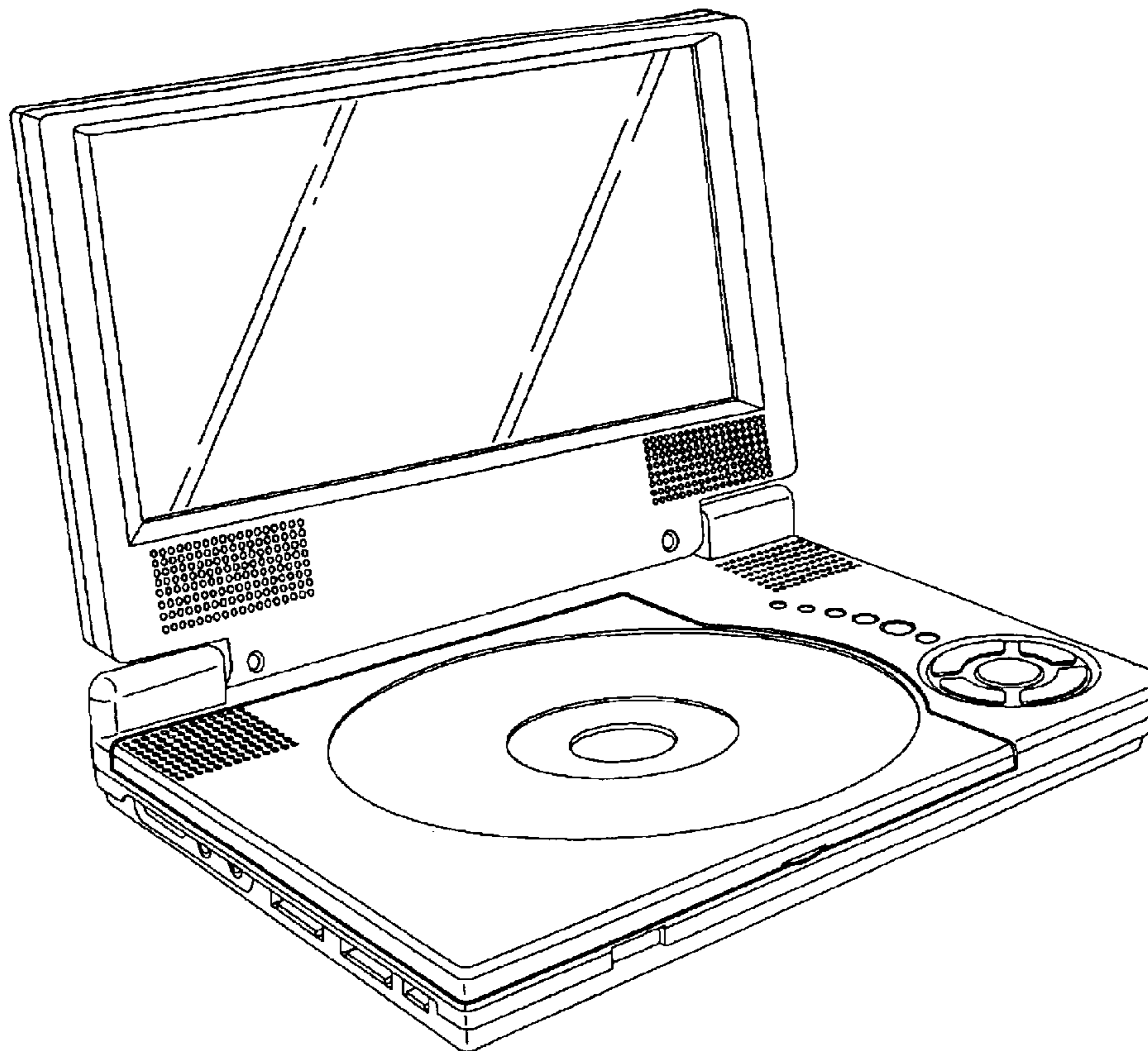
- FIG. 1 is a perspective view of DVD player with display embodying my design.
- FIG. 2 is a front elevational view thereof;
- FIG. 3 is rear elevational view thereof.
- FIG. 4 is left elevational view thereof;
- FIG. 5 is a right elevational view thereof;
- FIG. 6 is a top view thereof; and,
- FIG. 7 is a bottom view thereof.

**1 Claim, 4 Drawing Sheets**

(56) **References Cited**

**U.S. PATENT DOCUMENTS**

- 5,265,083 A \* 11/1993 Ishii et al. .... 720/605
- D409,184 S \* 5/1999 Sakamoto et al. .... D14/129
- D412,900 S \* 8/1999 Utsugi ..... D14/156
- 6,014,357 A \* 1/2000 Watanabe et al. .... 720/655
- D443,256 S \* 6/2001 Yoshiyama ..... D14/129
- D445,100 S \* 7/2001 Sawai ..... D14/136
- D447,738 S \* 9/2001 Usami et al. .... D14/129
- D456,373 S \* 4/2002 Usami et al. .... D14/129



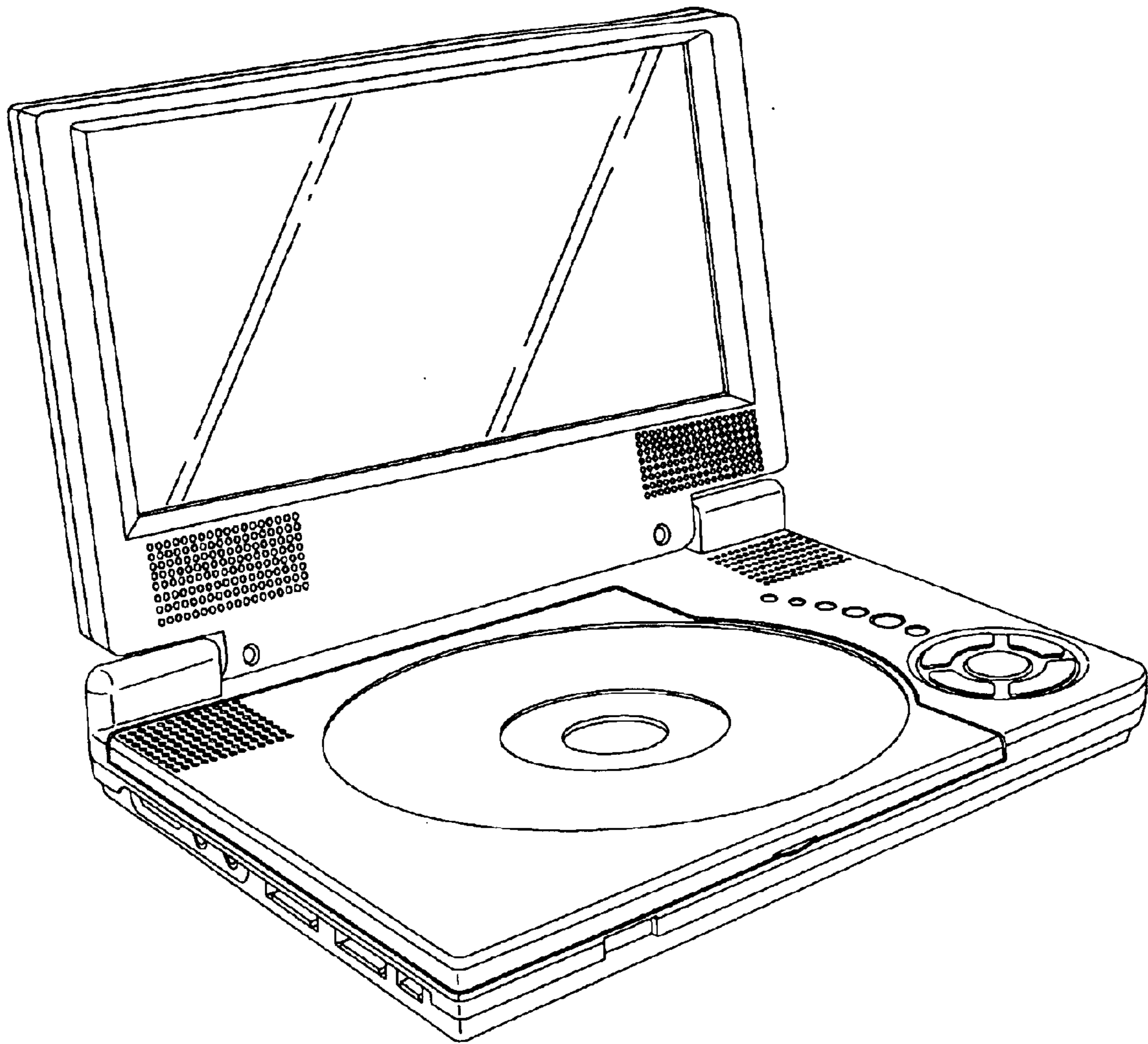


FIG.1

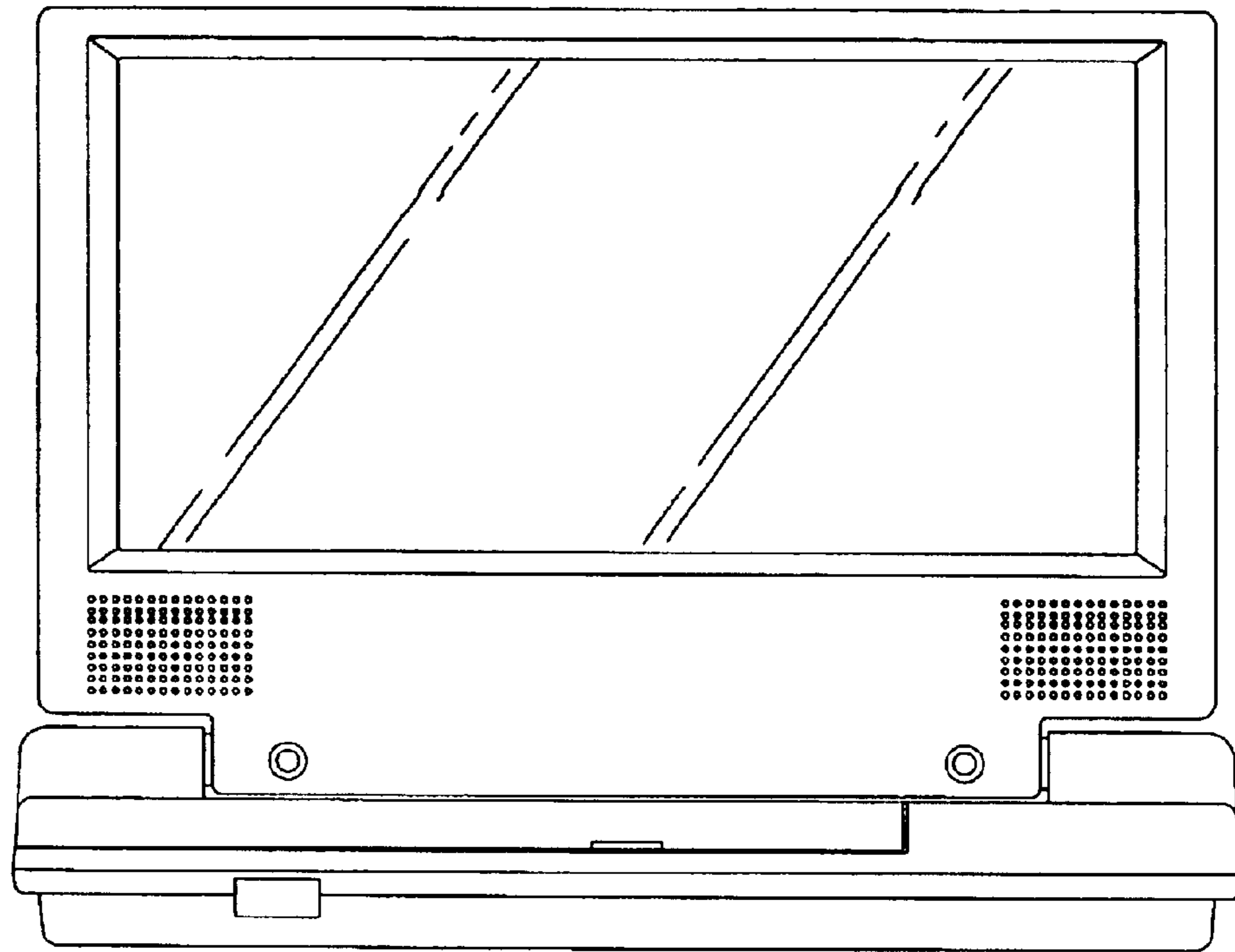


FIG. 2




FIG. 3




FIG. 4

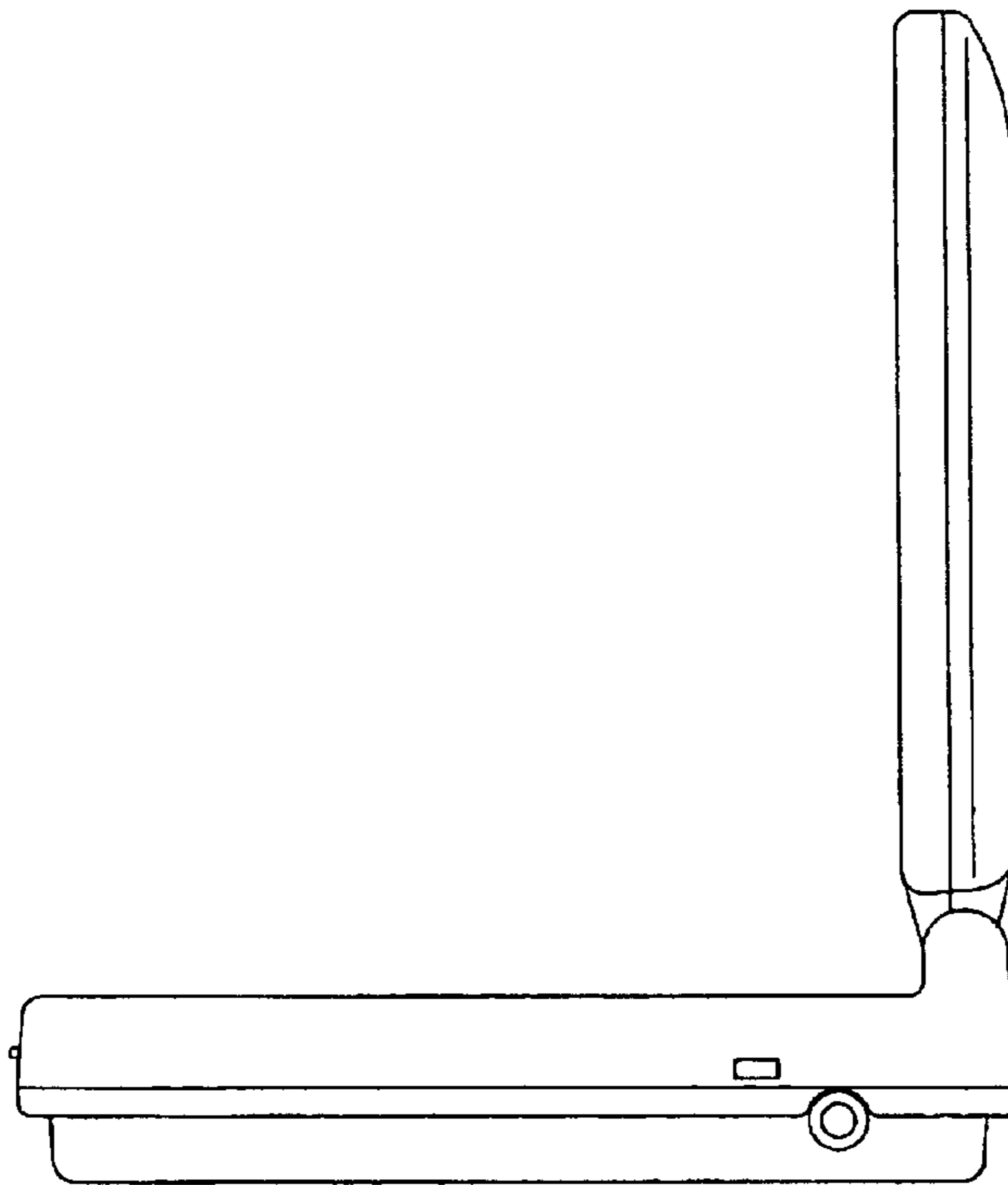


FIG. 5

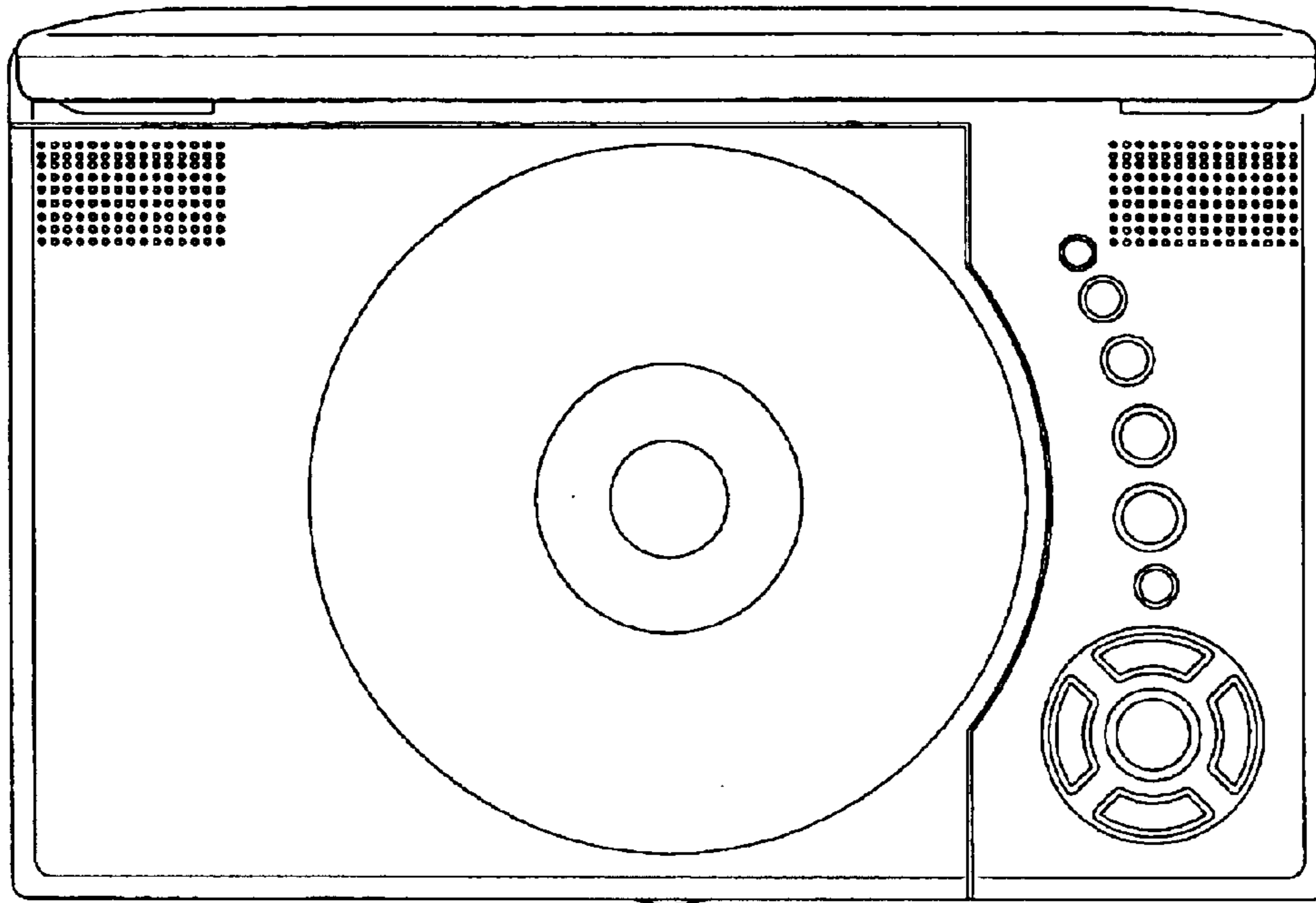


FIG. 6




FIG. 7