

US00D501825S

(12) **United States Design Patent**
Moyer et al.

(10) **Patent No.:** **US D501,825 S**

(45) **Date of Patent:** **** Feb. 15, 2005**

(54) **BATTERY TERMINAL PROTECTOR**

(76) Inventors: **Corey Moyer**, Deka Rd., Lyon Station,
PA (US) 19536-0147; **Edwin A. Fink**,
Deka Rd., Lyon Station, PA (US)
19536-0147

5,593,170 A * 1/1997 Chiu 280/422
5,722,854 A * 3/1998 Geisler 439/528
D415,110 S * 10/1999 Maguire D13/154
D416,784 S * 11/1999 Singer D8/356
D456,361 S * 4/2002 Troxell D13/154
D475,351 S * 6/2003 Brown D13/154

(**) Term: **14 Years**

* cited by examiner

(21) Appl. No.: **29/174,396**

Primary Examiner—Joel Sincavage

(22) Filed: **Jan. 21, 2003**

(74) *Attorney, Agent, or Firm*—Zachary T. Wobensmith, III

(51) **LOC (7) Cl.** **13-02**

(52) **U.S. Cl.** **D13/119**

(58) **Field of Search** D13/154; 439/528;
429/65; 174/135

(57) **CLAIM**

The ornamental design for a battery terminal protector, as shown.

DESCRIPTION

FIG. 1 is a top plan view of a battery terminal protector showing our new design; FIG. 2 is a right side elevational view thereof; FIG. 3 is a front elevational view thereof; and, FIG. 4 is a left side elevational view thereof.

(56) **References Cited**

U.S. PATENT DOCUMENTS

2,145,135 A * 1/1939 Ryalls 429/65
3,704,440 A * 11/1972 Bradley 439/519
D372,461 S * 8/1996 Kenney D13/154

1 Claim, 1 Drawing Sheet

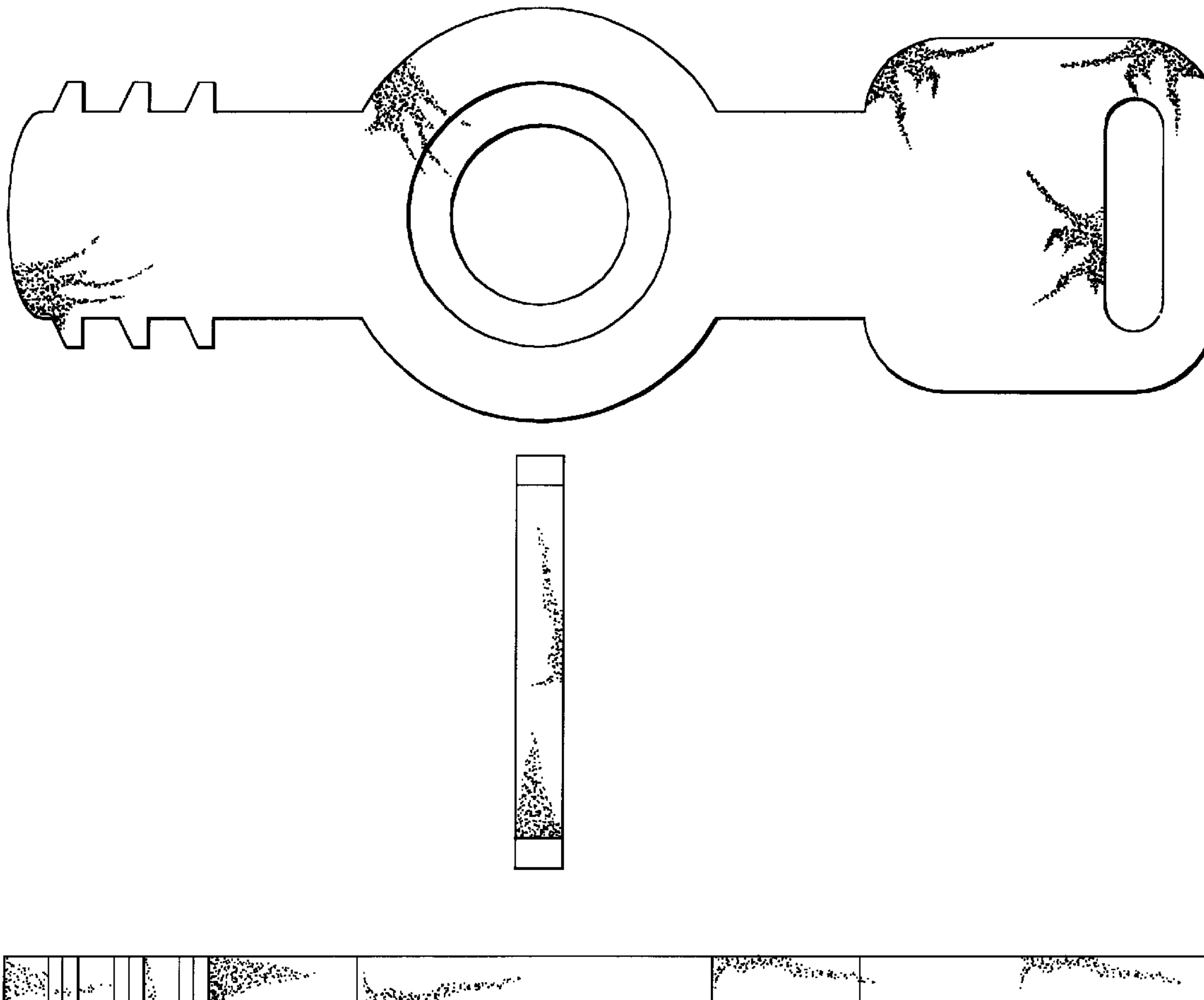




Fig. 2

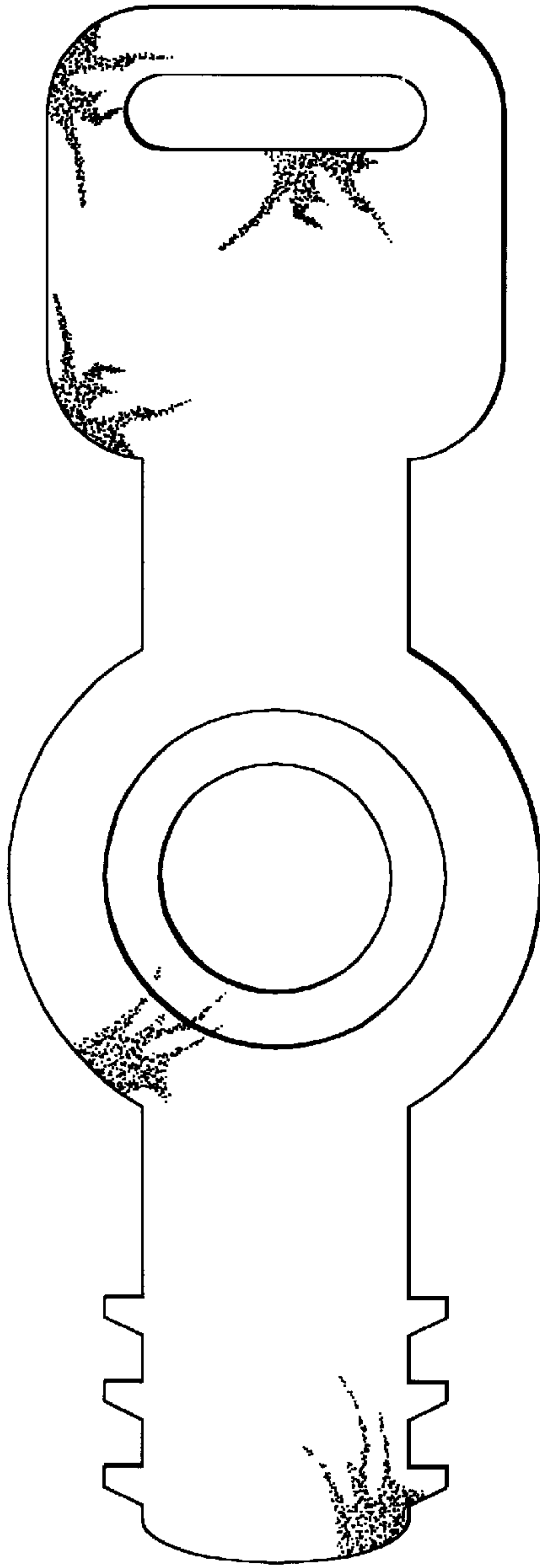


Fig. 1




Fig. 3



Fig. 4