

US00D501821S

(12) **United States Design Patent** (10) **Patent No.:** **US D501,821 S**
Hitzky et al. (45) **Date of Patent:** **** Feb. 15, 2005**

(54) **TIRE TREAD**

(75) Inventors: **Leo Joseph Hitzky**, Walferdange (LU);
Christian Labbe, Meix-le-Tige (BE);
Claude Lardo, Luxembourg (LU)

(73) Assignee: **The Goodyear Tire & Rubber Company**, Akron, OH (US)

(**) Term: **14 Years**

(21) Appl. No.: **29/193,766**

(22) Filed: **Nov. 13, 2003**

(51) **LOC (7) Cl.** **12-15**

(52) **U.S. Cl.** **D12/556**

(58) **Field of Search** D12/519, 521-524,
D12/551, 553-556, 564-565; 152/209.1,
209.9, 209.13, 209.18, 209.25, 209.28

(56) **References Cited**

U.S. PATENT DOCUMENTS

D390,171 S * 2/1998 Ishida et al. D12/556
D470,099 S * 2/2003 Board D12/556

OTHER PUBLICATIONS

Yokohama Geolandar M/T Tire, 2003 Tread Design Guide,
Jan. 2002, p. 106. 3/1.*

* cited by examiner

Primary Examiner—Robert M. Spear

(74) *Attorney, Agent, or Firm*—David L. King; Richard B. O’Planick

(57) **CLAIM**

The ornamental design for a tire tread, as shown and described.

DESCRIPTION

FIG. 1 is a perspective view of a tire tread showing our new design, it being understood that the pattern repeats uniformly throughout the circumference of the tread;

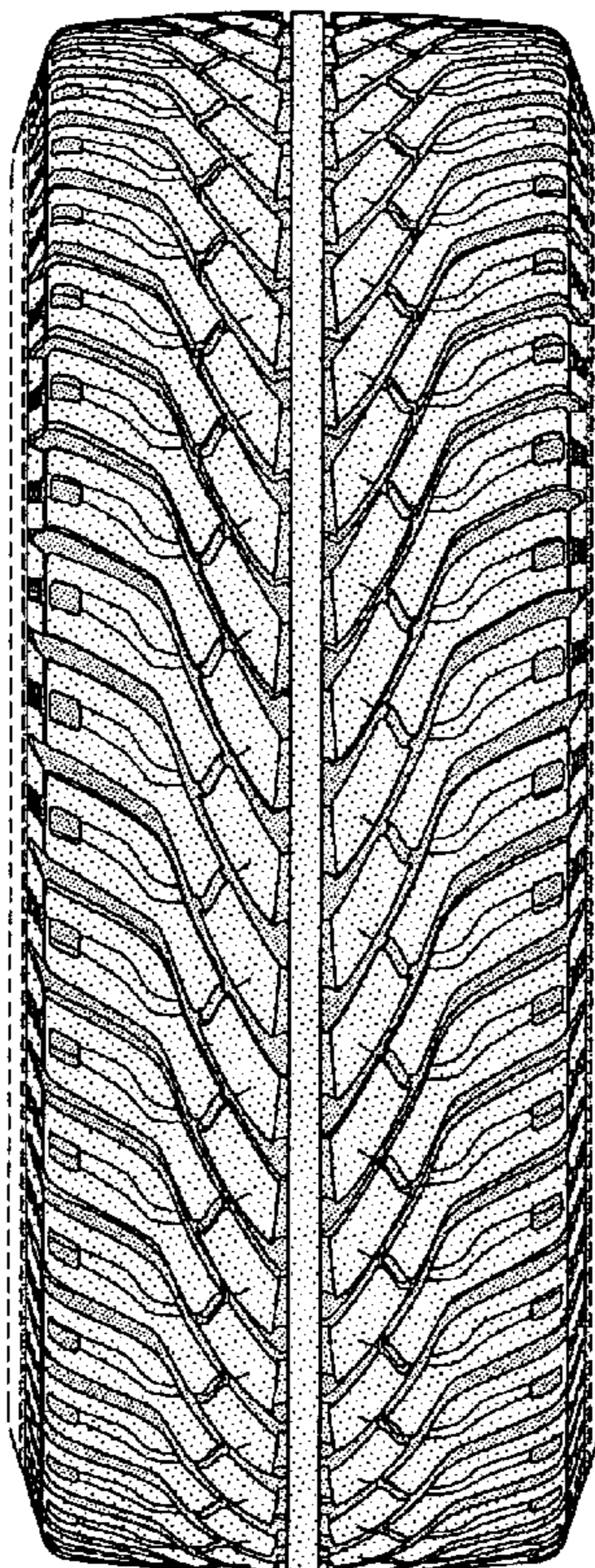
FIG. 2 is a front elevational view thereof;

FIG. 3 is a right side elevational view thereof; the other side being a mirror image thereof; and,

FIG. 4 is an enlarged fragmentary front elevational view thereof.

In the drawings, the broken lines defining the sidewall, inner bead and the peripheral boundary between the tire tread and the sidewall are for illustrative purposes only and form no part of the claimed design.

1 Claim, 4 Drawing Sheets



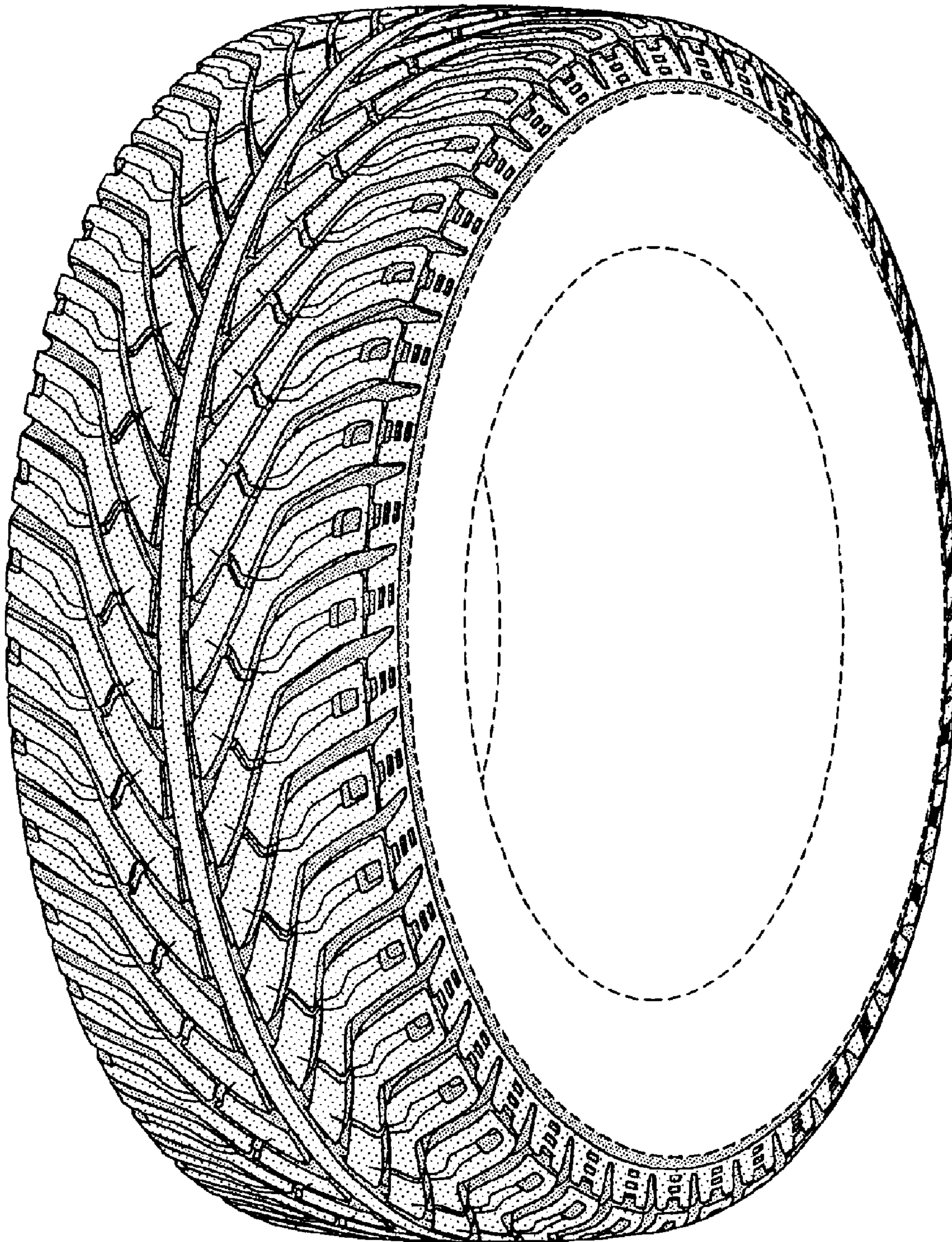


FIG-1

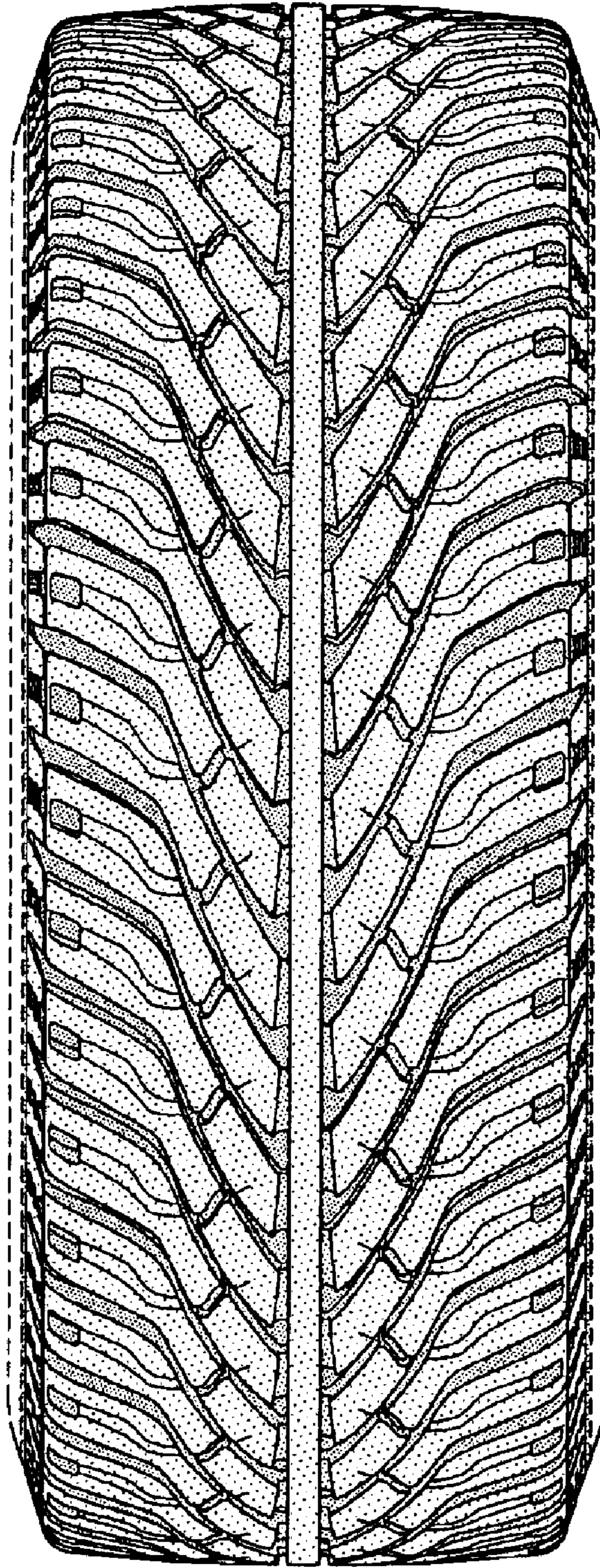


FIG-2




FIG-3

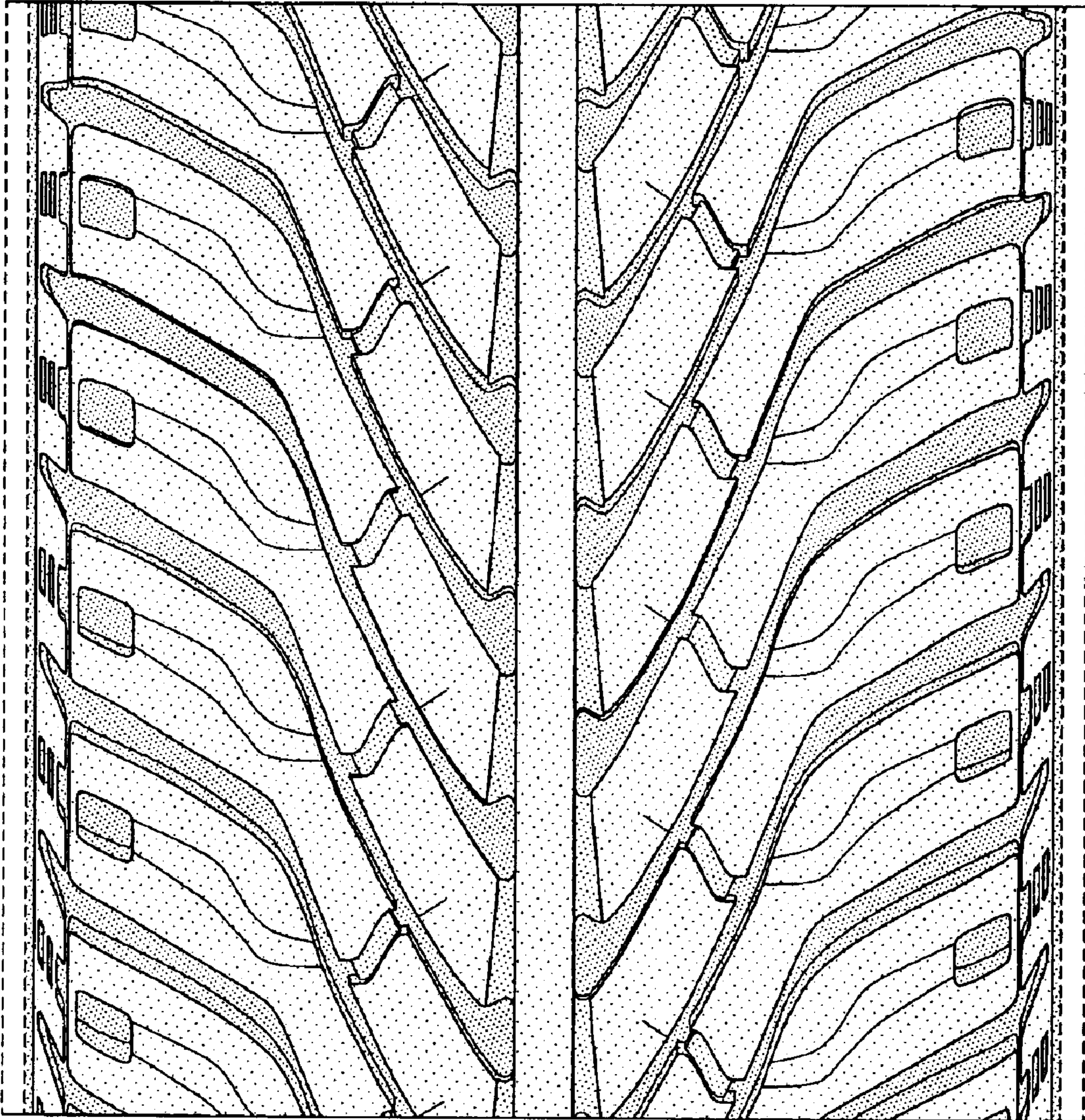


FIG-4