

US00D501819S

(12) **United States Design Patent**
Hsu

(10) **Patent No.:** **US D501,819 S**

(45) **Date of Patent:** **** Feb. 15, 2005**

(54) **WIND-SHIELD WIPER**

(75) **Inventor:** **Tien-Kuei Hsu, Taipei (TW)**

(73) **Assignee:** **Yuan Lueh Co., Ltd., Taipei (TW)**

(**) **Term:** **14 Years**

(21) **Appl. No.:** **29/205,543**

(22) **Filed:** **May 18, 2004**

(51) **LOC (7) Cl. 12-06**

(52) **U.S. Cl. D12/219**

(58) **Field of Search D12/219-220;**
15/250.31-250.33, 250.351, 250.38, 250.4,
250.41, 250.201, 250.451-250.454

(56) **References Cited**

U.S. PATENT DOCUMENTS

D370,654 S	*	6/1996	Kim	D12/219
D372,012 S	*	7/1996	Fitzgerald et al.	D12/219
D378,365 S	*	3/1997	Fitzgerald et al.	D12/219
D398,281 S	*	9/1998	Juran et al.	D12/219
D418,103 S	*	12/1999	Don	D12/219
D434,715 S	*	12/2000	Wang	D12/219

D442,537 S	*	5/2001	Kim	D12/219
D443,245 S	*	6/2001	Kim	D12/219
D464,012 S	*	10/2002	Hussaini et al.	D12/219
D472,510 S	*	4/2003	Lin	D12/219
D487,047 S	*	2/2004	Kim	D12/219
D490,763 S	*	6/2004	Kim	D12/219

* cited by examiner

Primary Examiner—Stacia Cadmus

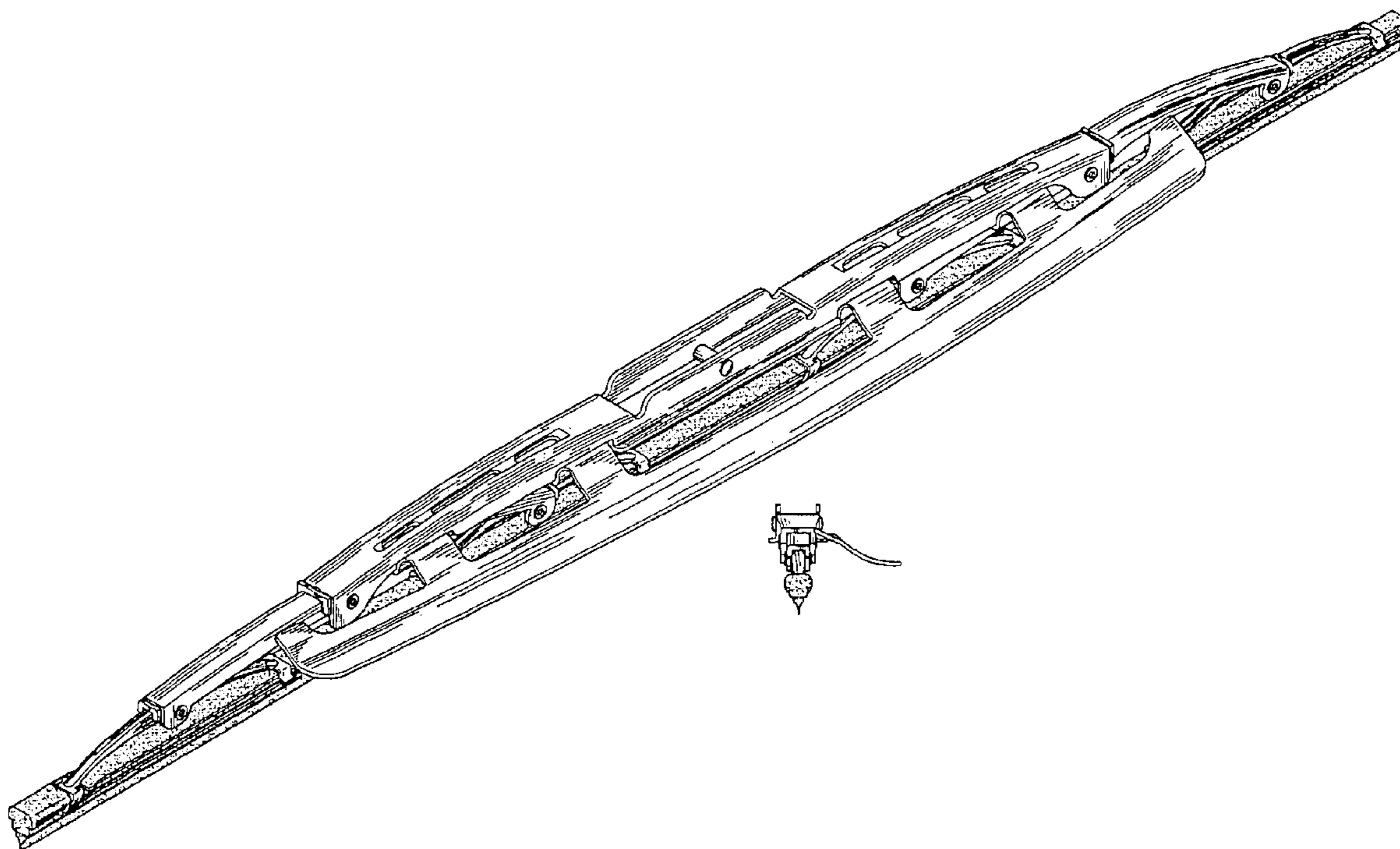
(57) **CLAIM**

The ornamental design for wind-shield wiper, as shown and described.

DESCRIPTION

FIG. 1 is a perspective view of a wind-shield wiper, showing my new design;
FIG. 2 is a front view thereof;
FIG. 3 is a back view thereof;
FIG. 4 is a left side view thereof;
FIG. 5 is a right side view thereof;
FIG. 6 is a top view thereof; and,
FIG. 7 is a bottom view thereof.

1 Claim, 4 Drawing Sheets



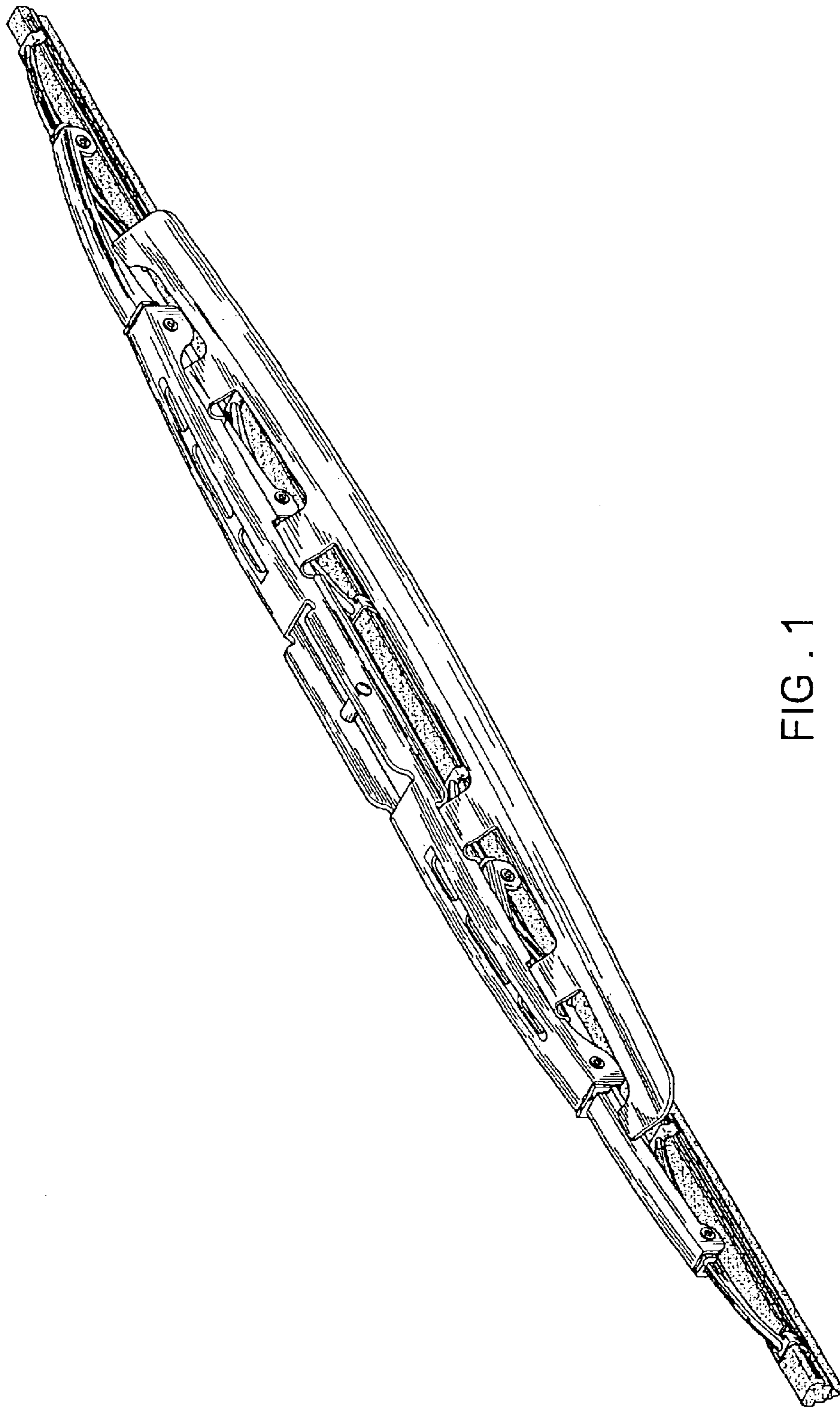


FIG. 1




FIG. 2




FIG. 3

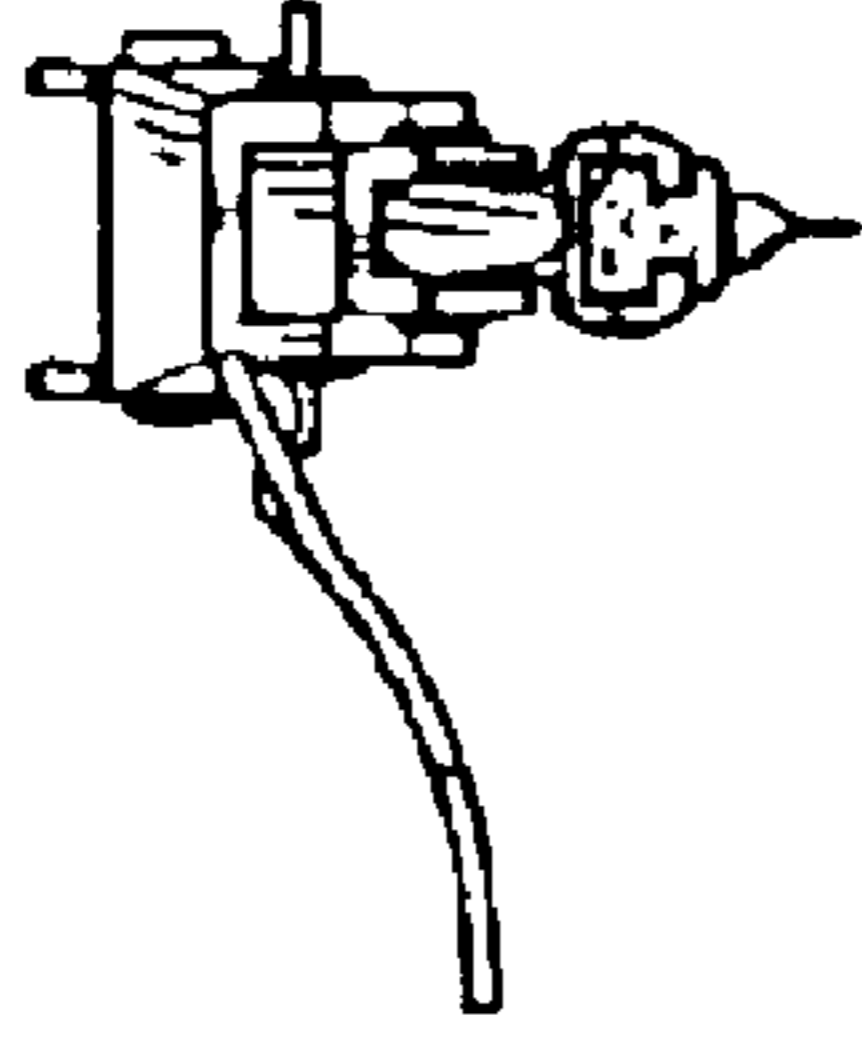


FIG. 4

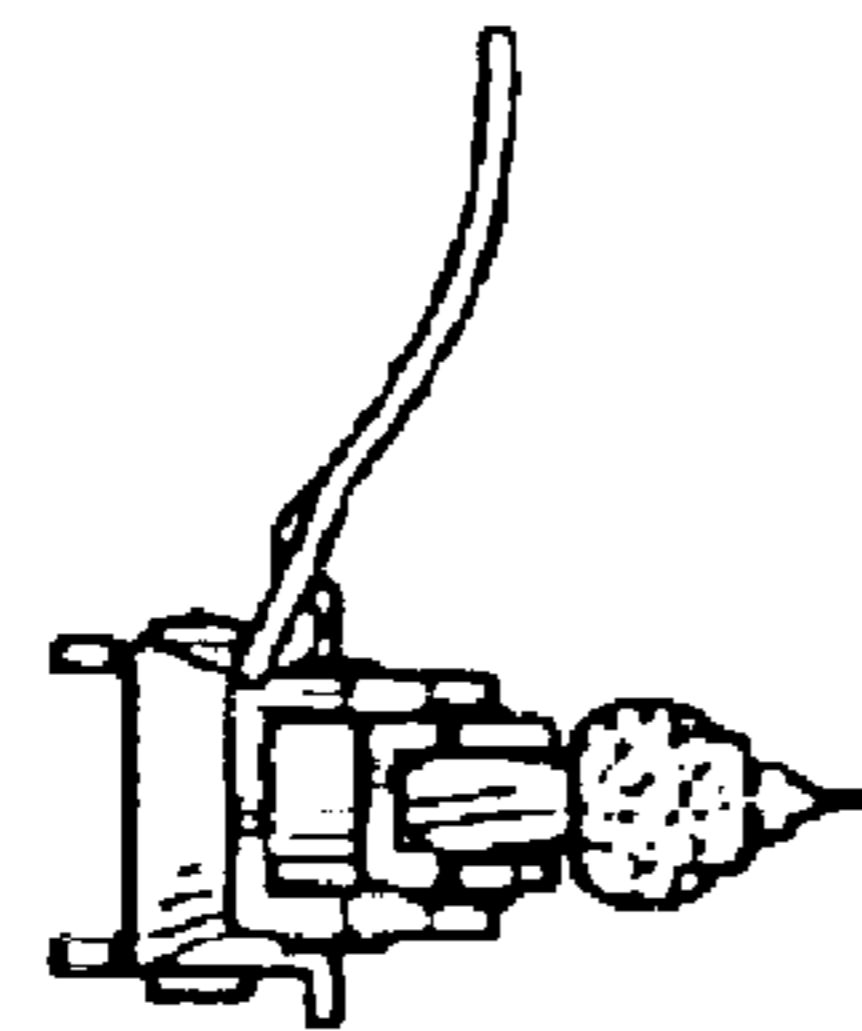


FIG. 5

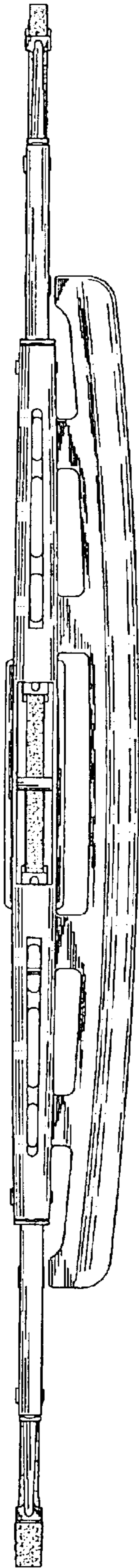


FIG. 6

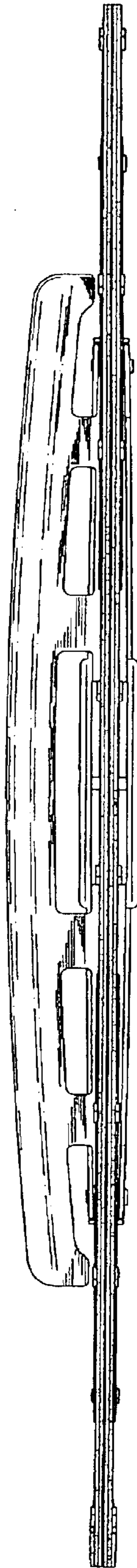


FIG. 7