

US00D501816S

(12) **United States Design Patent**
Bernoni

(10) **Patent No.:** **US D501,816 S**

(45) **Date of Patent:** **** Feb. 15, 2005**

(54) **WHEEL FOR A MOTOR VEHICLE**

(75) **Inventor:** **Claudio Bernoni**, Selvazzano Dentro (IT)

(73) **Assignee:** **O.Z. S.p.A.**, Bassano Del Grappa (IT)

(**) **Term:** **14 Years**

(21) **Appl. No.:** **29/207,914**

(22) **Filed:** **Jun. 21, 2004**

(51) **LOC (7) Cl.** **12-16**

(52) **U.S. Cl.** **D12/209**

(58) **Field of Search** D12/204-213;
301/37.101, 64.101, 65

(56) **References Cited**

U.S. PATENT DOCUMENTS

D403,289 S	*	12/1998	Watanabe	D12/209
D432,972 S	*	10/2000	Chung	D12/209
D458,887 S	*	6/2002	Kataoka	D12/209
D461,154 S	*	8/2002	Kataoka	D12/209
D464,308 S	*	10/2002	Chung	D12/209
D466,464 S	*	12/2002	Hodges	D12/209

D470,812 S	*	2/2003	Chu	D12/211
D472,864 S	*	4/2003	Kataoka	D12/209
D480,346 S	*	10/2003	Kataoka	D12/209
D480,347 S	*	10/2003	Nemoto	D12/211
D481,348 S	*	10/2003	Kang	D12/211

* cited by examiner

Primary Examiner—Stacia Cadmus

(74) *Attorney, Agent, or Firm*—Fay, Sharpe, Fagan, Minnich & Mckee, LLP

(57) **CLAIM**

The ornamental design for wheel for a motor vehicle, as shown and described.

DESCRIPTION

FIG. 1 is a front perspective view of a wheel for a motor vehicle showing my new design;

FIG. 2 is a further front perspective view thereof; and,

FIG. 3 is a front view thereof.

The entire left side, right side, top, bottom and rear surfaces of all the embodiments of the wheel are not visible in their normal or intended use.

1 Claim, 1 Drawing Sheet

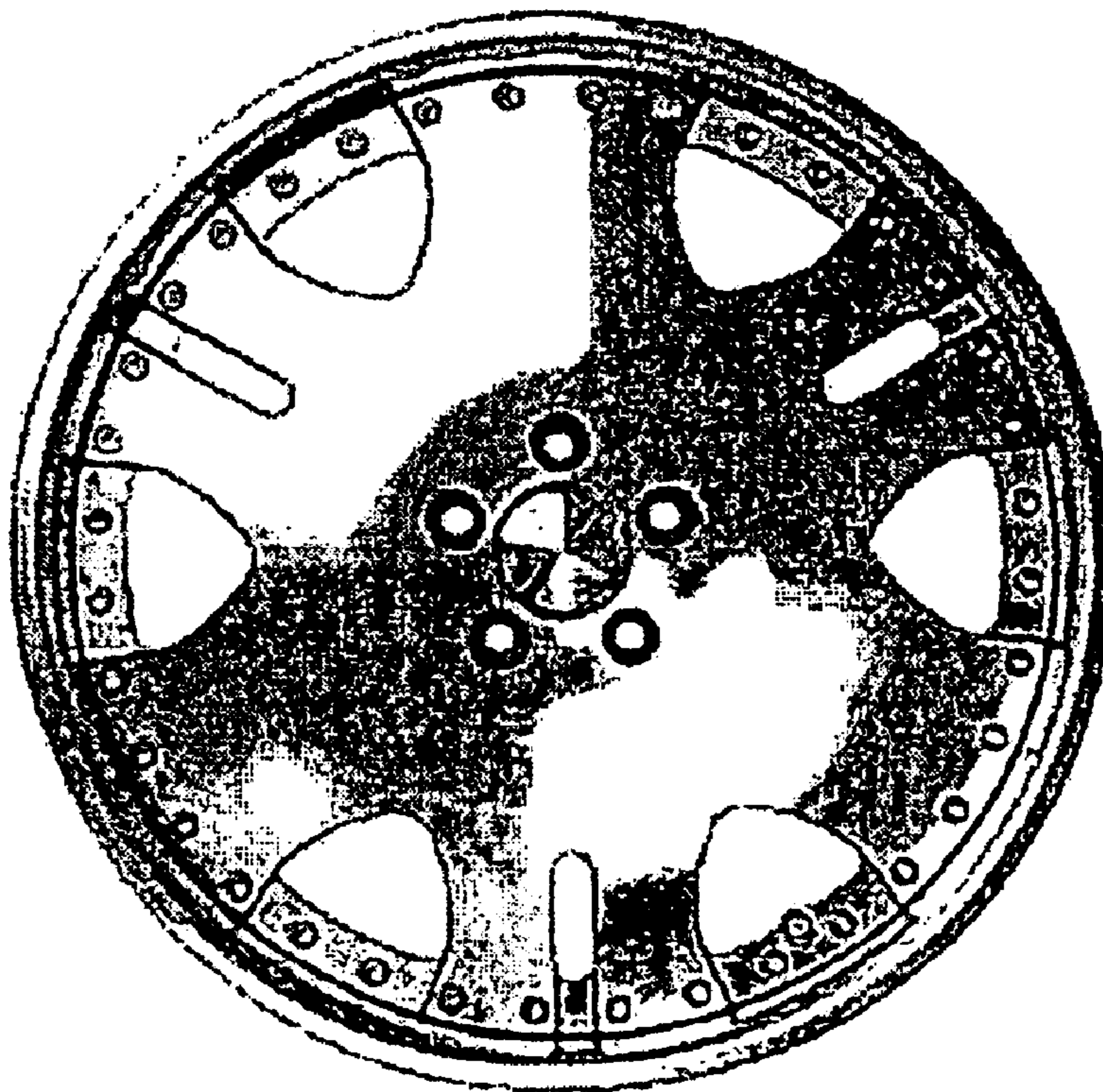


FIG.1

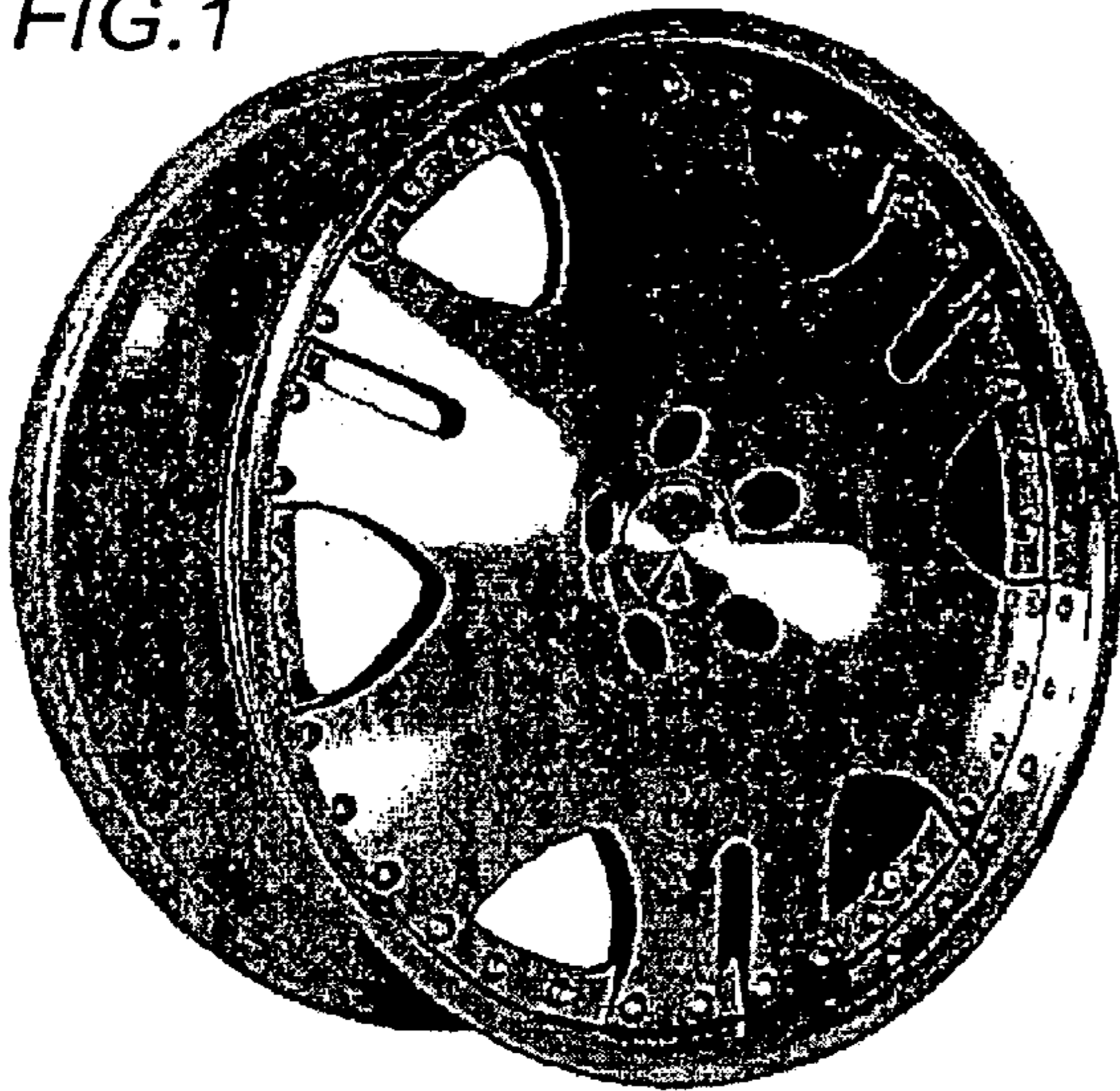


FIG.2




FIG.3

