

US00D501805S

(12) **United States Design Patent**
Opiniano

(10) **Patent No.:** **US D501,805 S**

(45) **Date of Patent:** **** Feb. 15, 2005**

(54) **GEOMETRYC VASE**

D374,842 S * 10/1996 Poor et al. D11/143
D403,613 S * 1/1999 Shaw D11/143

(76) **Inventor:** **Dupir Marlon V. Opiniano**, P.O. Box
3093, Santa Clara, CA (US) 95055

* cited by examiner

(**) **Term:** **14 Years**

Primary Examiner—Stacia Cadmus
Assistant Examiner—Mimosa De

(21) **Appl. No.:** **29/183,575**

(57) **CLAIM**

(22) **Filed:** **Jun. 16, 2003**

The ornamental design for a geometryc vase, substantially
as shown and described.

(51) **LOC (7) Cl.** **11-02**

(52) **U.S. Cl.** **D11/143**

(58) **Field of Search** D11/143, 144,
D11/145, 148, 152, 153, 154; 47/41.01,
41.12, 65.5, 66.6, 67, 68, 69, 70, 71, 72,
73; D7/528, 529, 584; 206/423; 248/27.8

DESCRIPTION

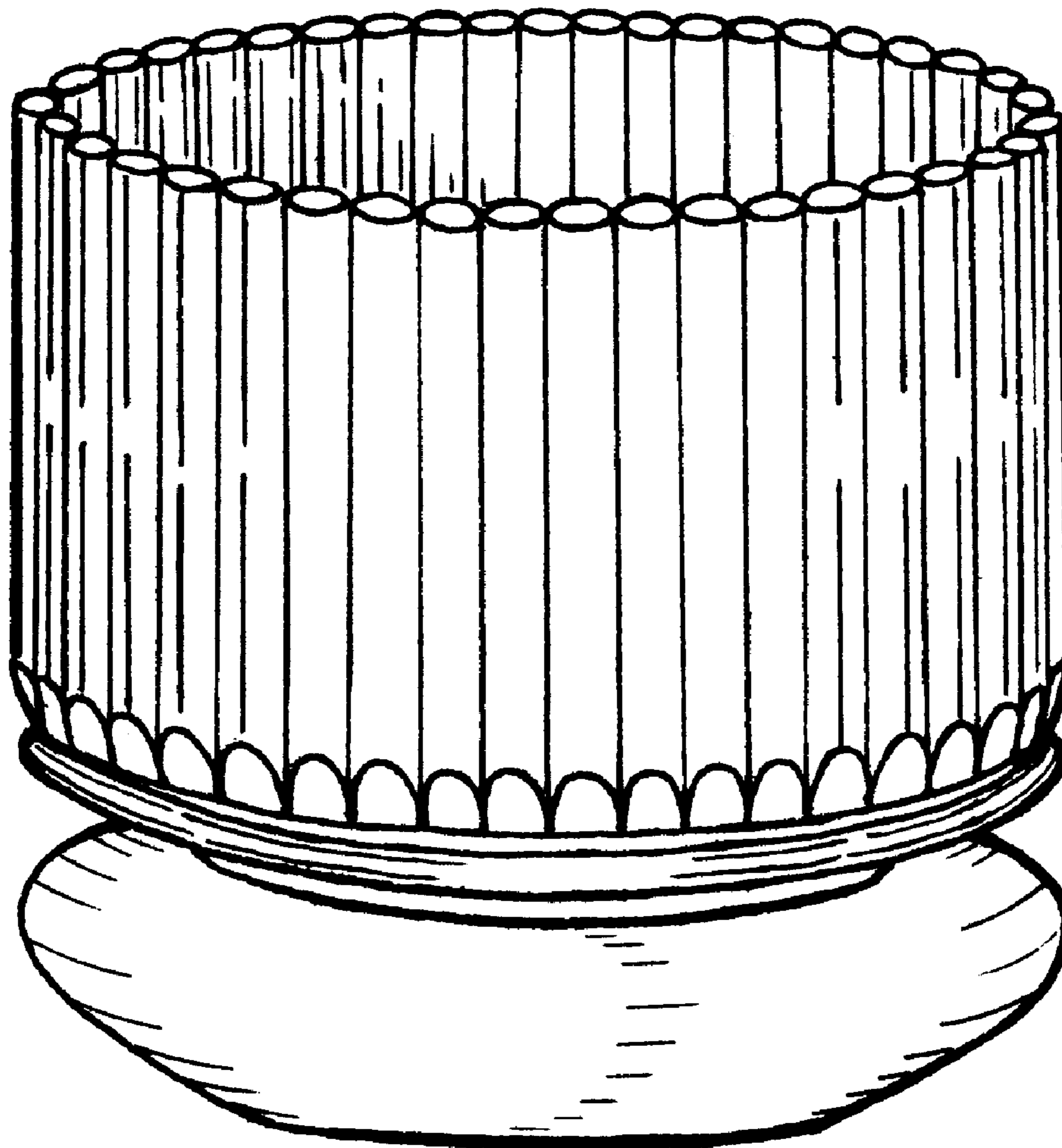
FIG. 1 is a perspective view of a geometryc vase showing
my new design;
FIG. 2 is a top view thereof;
FIG. 3 is a bottom view thereof;
FIG. 4 is a front elevational view thereof, the rear view being
a mirror image thereof; and,
FIG. 5 is a cross-sectional view taken along line 5—5 of
FIG. 4.

(56) **References Cited**

U.S. PATENT DOCUMENTS

D182,372 S * 3/1958 Mermis et al. 47/67
4,341,040 A * 7/1982 Smith 47/73
D351,121 S * 10/1994 Lauchlan D11/143

1 Claim, 3 Drawing Sheets






FIG. 1

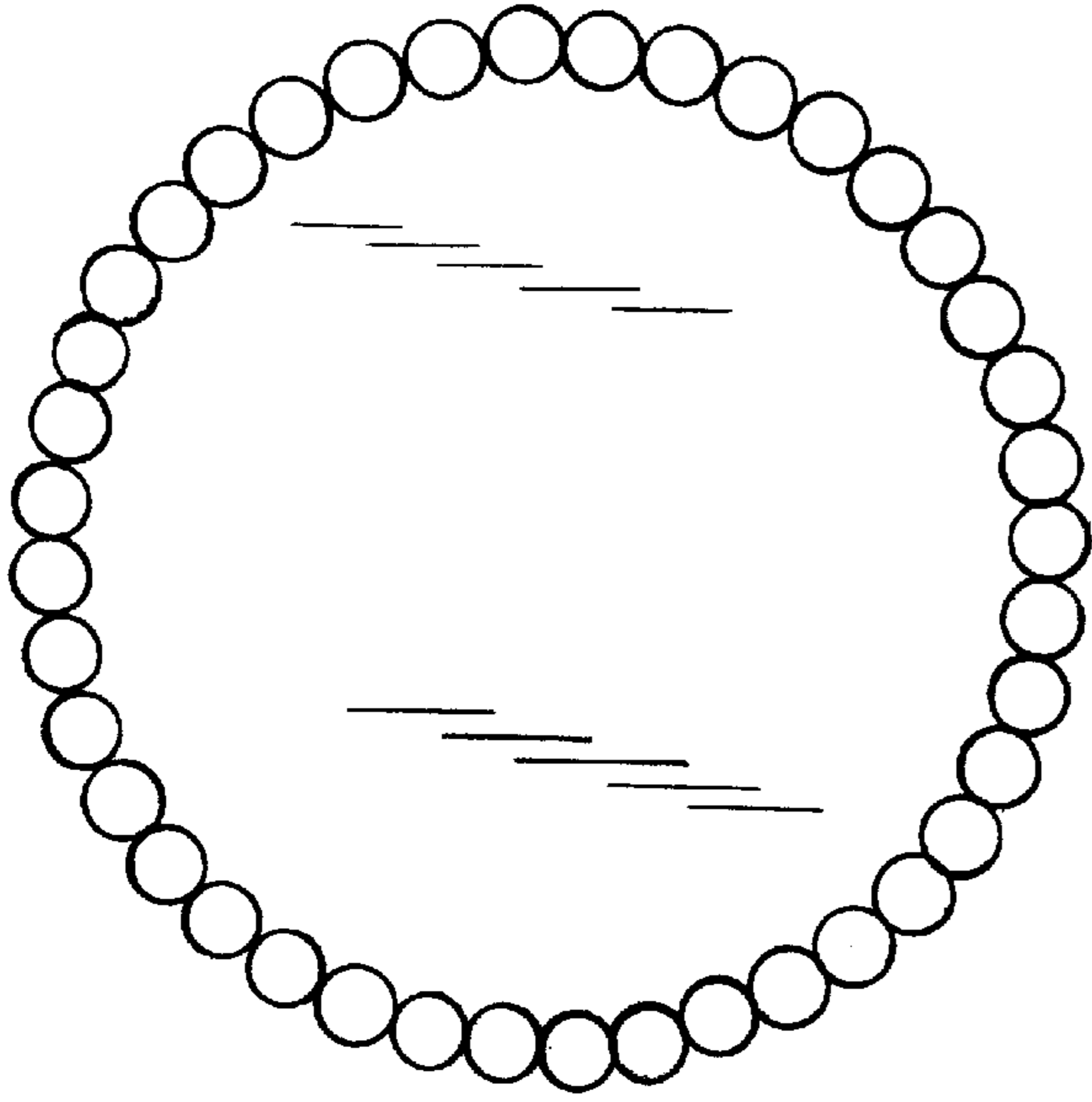


FIG. 2

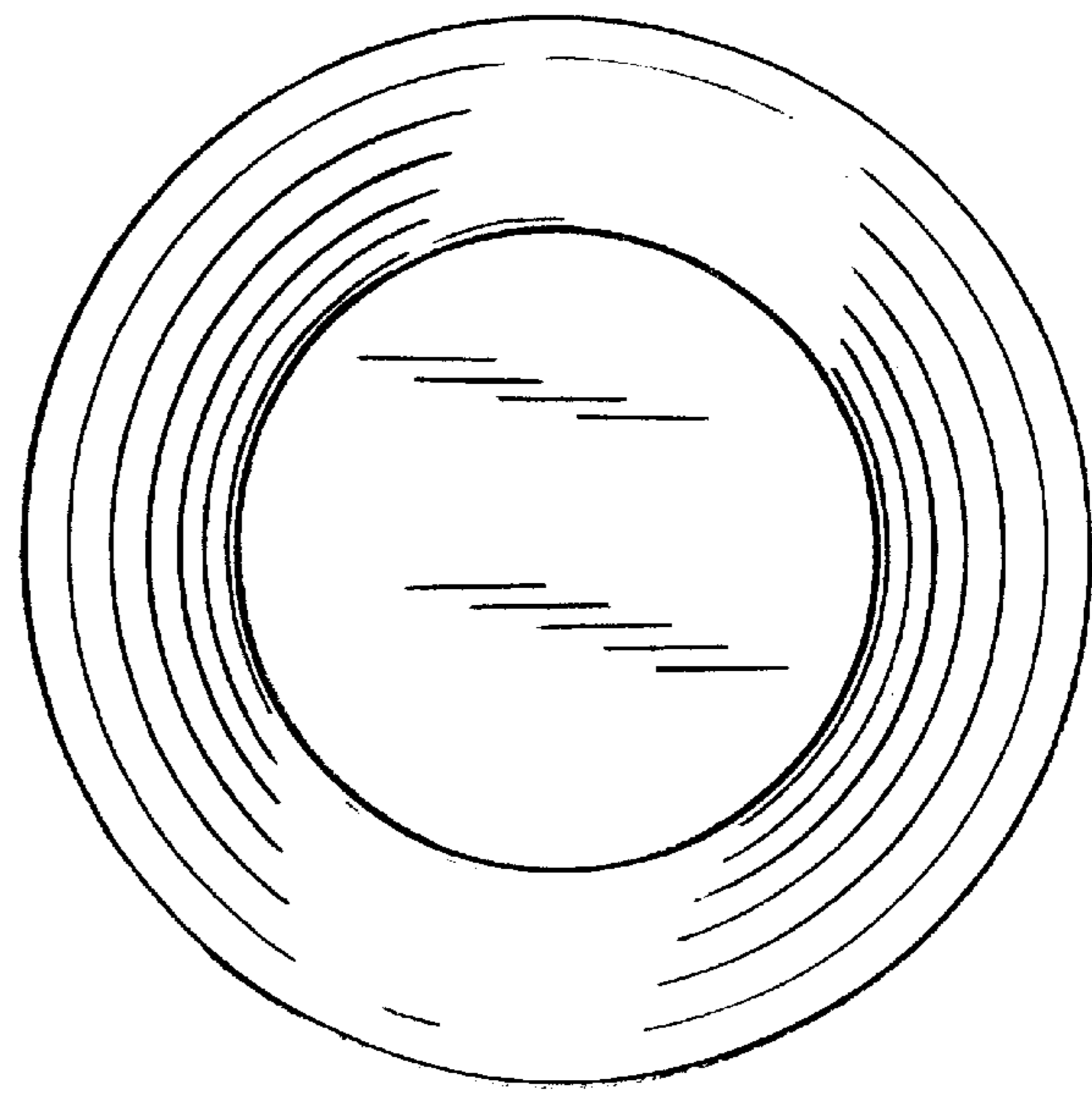


FIG. 3




FIG. 4




FIG. 5