

US00D501801S

(12) **United States Design Patent**
Wolff

(10) **Patent No.:** **US D501,801 S**
(45) **Date of Patent:** **** Feb. 15, 2005**

(54) **HEART SHAPED PEDOMETER**

(76) Inventor: **Stephen H. Wolff**, 271 North Avenue,
New Rochelle, NY (US) 10801

(**) Term: **14 Years**

(21) Appl. No.: **29/200,610**

(22) Filed: **Mar. 2, 2004**

(51) **LOC (7) Cl.** **10-04**

(52) **U.S. Cl.** **D10/70; D10/97; D10/98**

(58) **Field of Search** **D10/70, 98, 97;**
235/95 C, 105; 377/24.2; 702/160; 482/3

(56) **References Cited**

U.S. PATENT DOCUMENTS

D210,689 S *	4/1968	Rhondex	D10/92
4,322,609 A *	3/1982	Kato	235/105
D268,397 S *	3/1983	Kato	D10/97
4,571,680 A *	2/1986	Wu	377/24.2
D414,439 S *	9/1999	Sugino	D10/98
6,386,041 B1 *	5/2002	Yang	73/651
D476,251 S *	6/2003	Ogawa et al.	D10/98
6,700,499 B2 *	3/2004	Kubo et al.	340/686.1

OTHER PUBLICATIONS

Country Technology, 2002, p. 55, Talking pedometer, [retrieved on Sep. 30, 2004]. Retrieved from intrnet using Google Advanced Catalog search, <URL:www.fitnessmart.com>.*

* cited by examiner

Primary Examiner—Lucy Lieberman

(74) *Attorney, Agent, or Firm*—Lerner, David, Littenberg, Krumholz & Mentlik, LLP

(57) **CLAIM**

The ornamental design for a heart shaped pedometer, as shown and described.

DESCRIPTION

FIG. 1 is a front perspective view of a heart shaped pedometer, in accordance with the present invention;

FIG. 2 is a front view of the heart shaped pedometer shown in FIG. 1;

FIG. 3 is rear view of the heart shaped pedometer shown in FIG. 1;

FIG. 4 is a left side view of the heart shaped pedometer shown in FIG. 1, the right side being a mirror image thereof;

FIG. 5 is a top plan view of the heart shaped pedometer shown in FIG. 1; and,

FIG. 6 is a bottom plan view of the heart shaped pedometer shown in FIG. 1.

The broken lines shown in FIGS. 3, 4, 5 and 6 are for illustrative purposes only and do not form part of the claimed design.

1 Claim, 2 Drawing Sheets

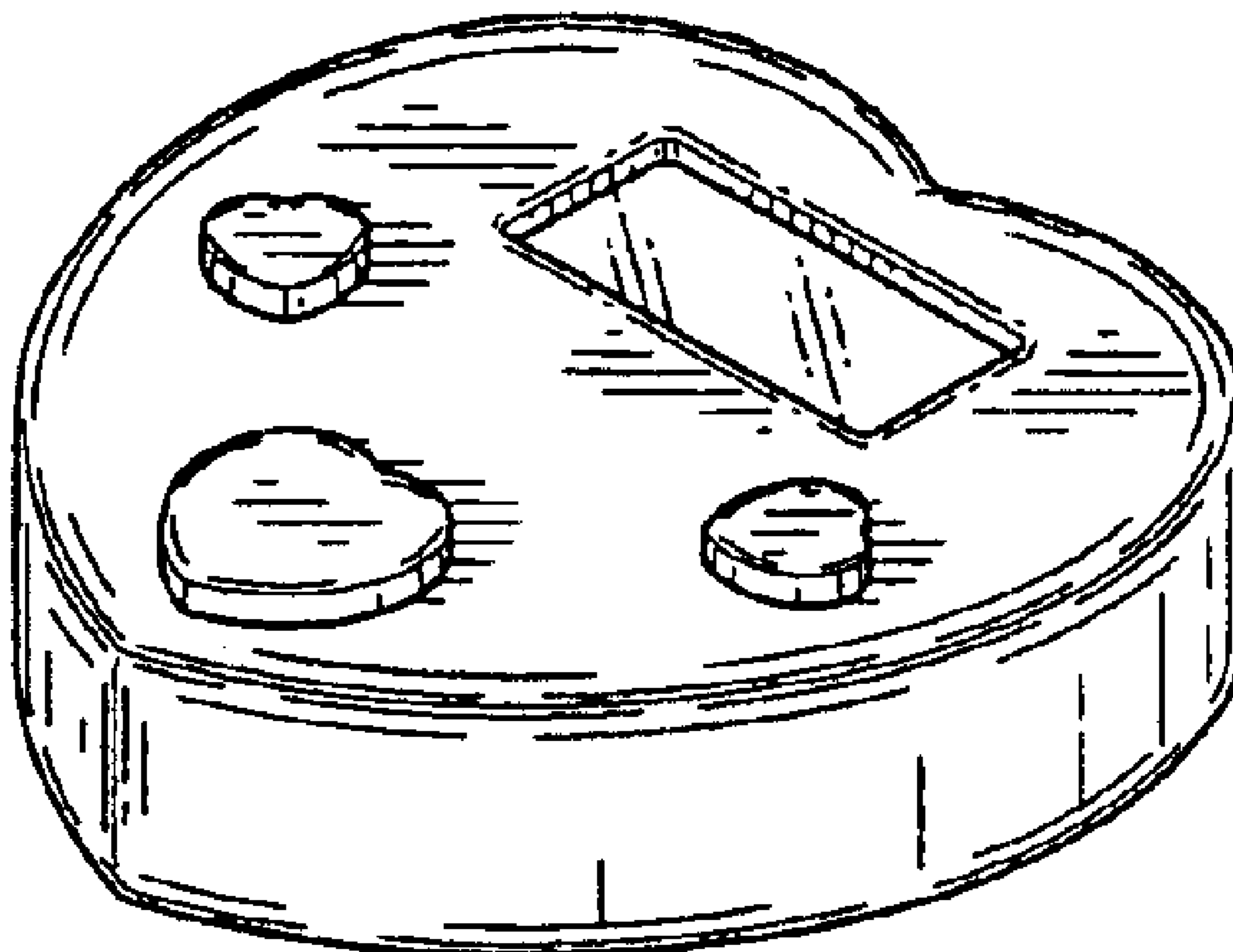


FIG. 1

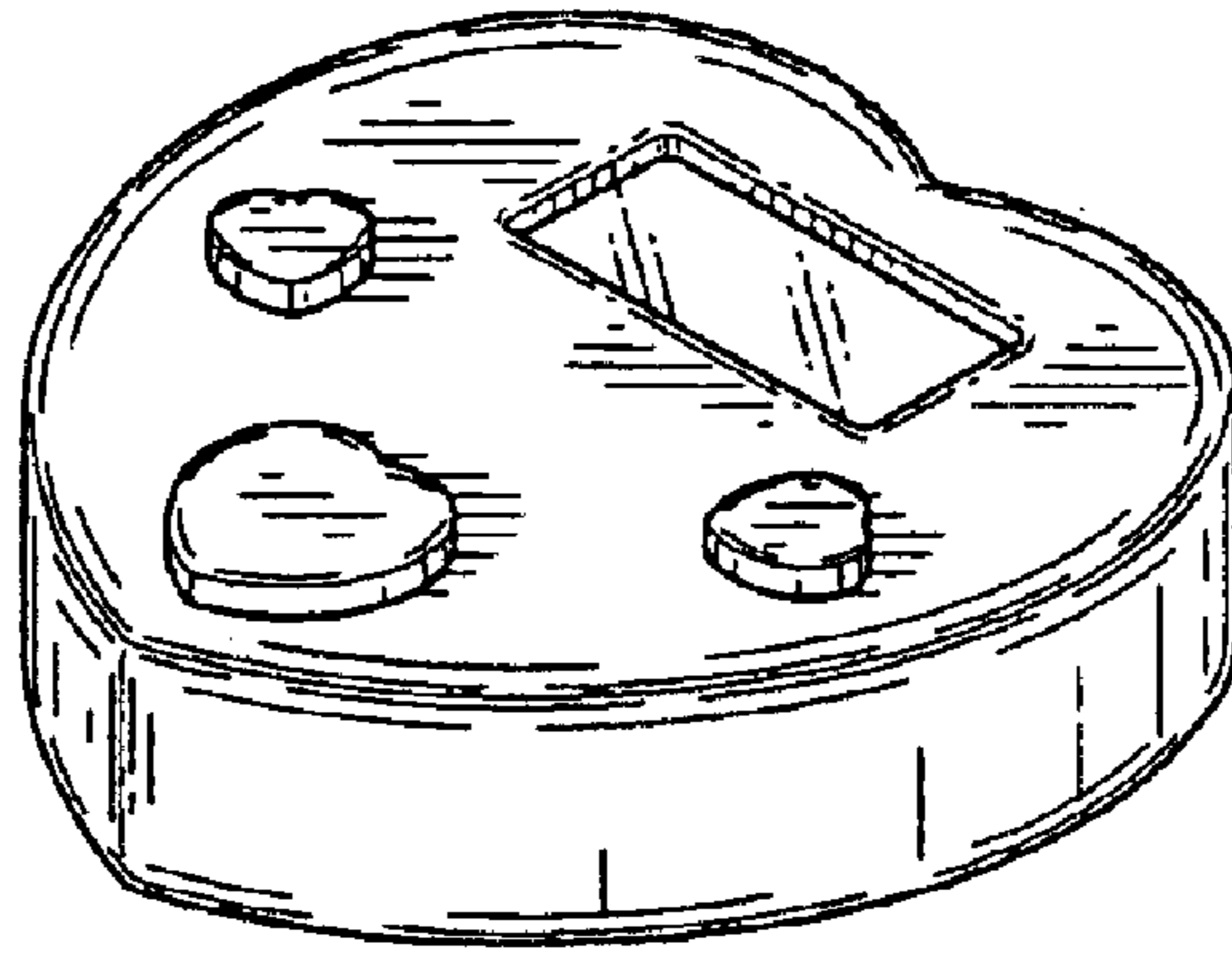


FIG. 2

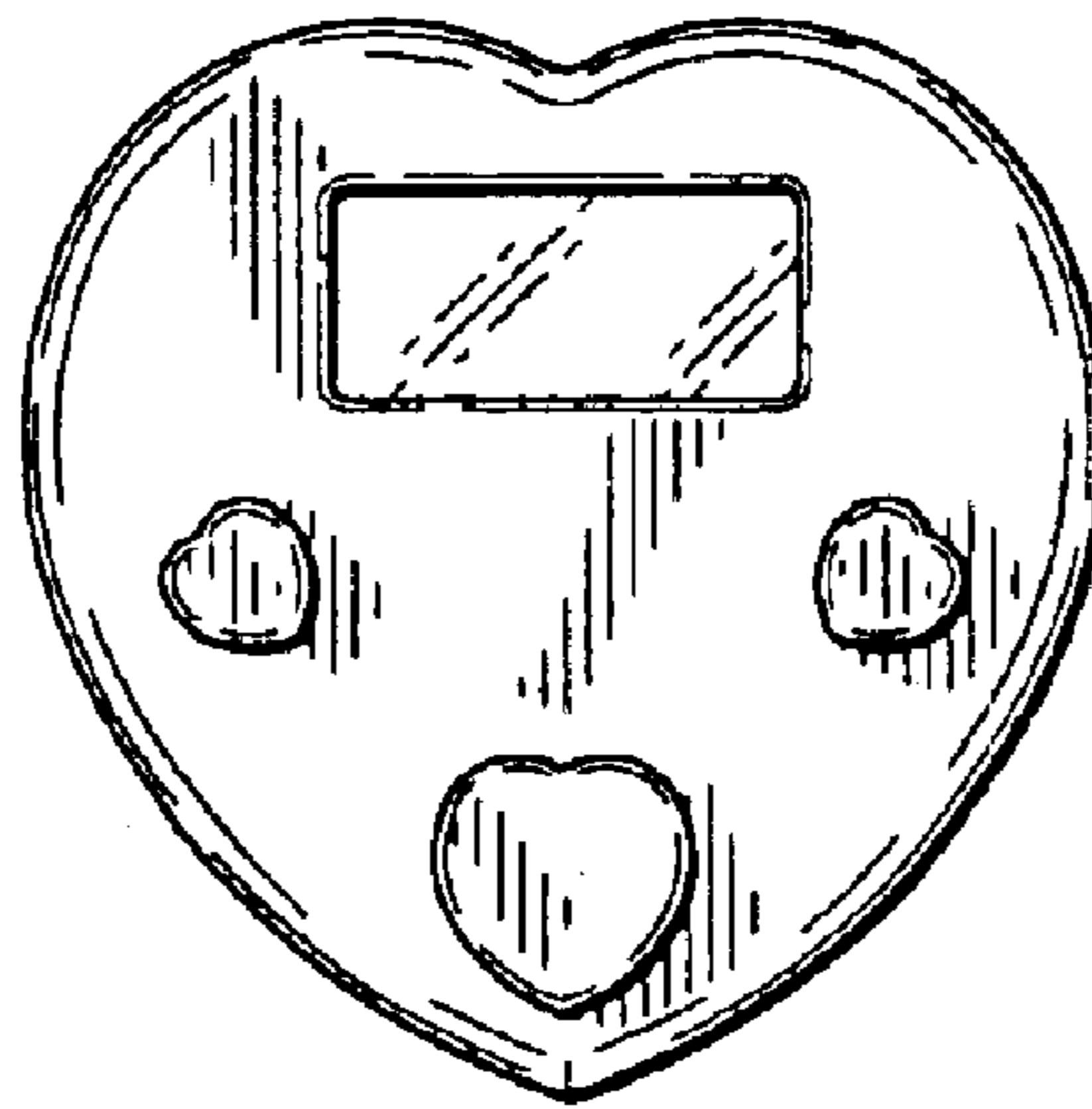


FIG. 3




FIG. 4

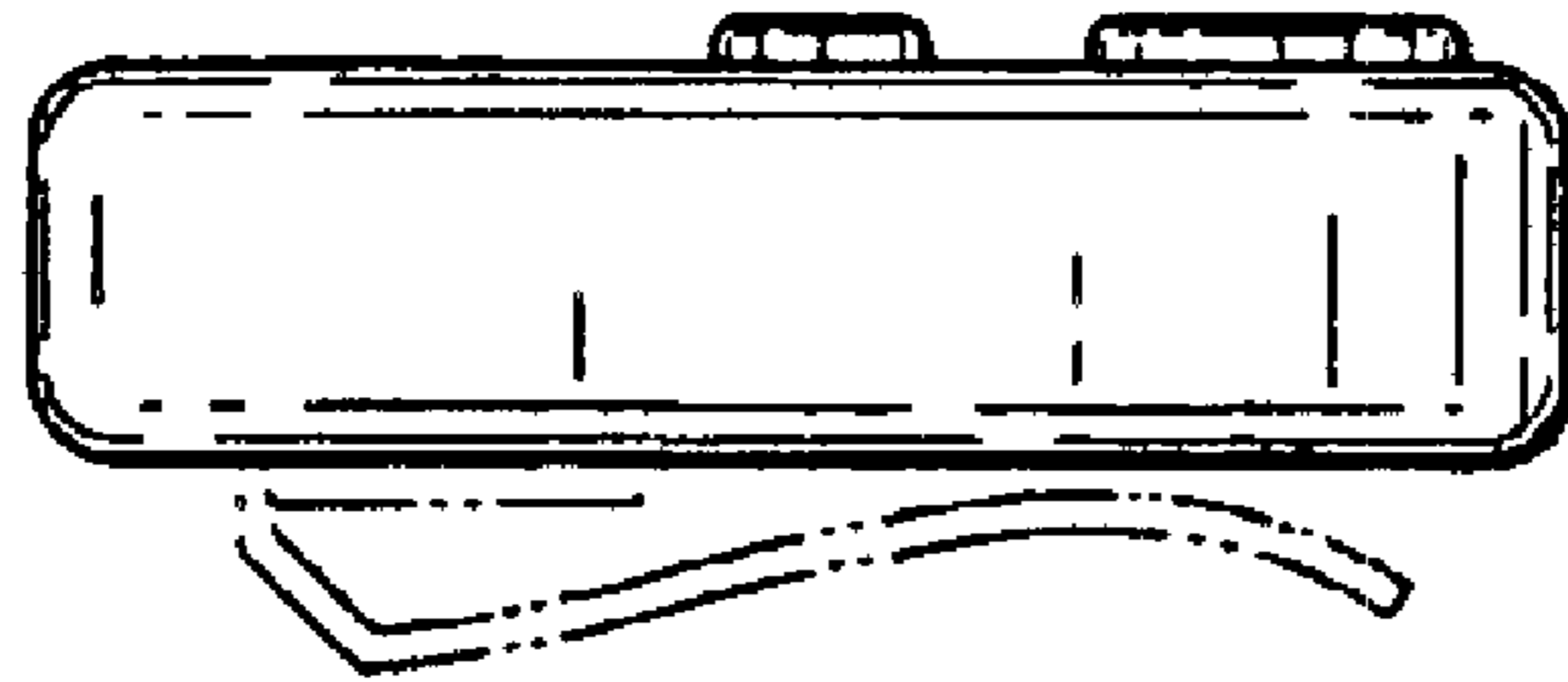


FIG. 5

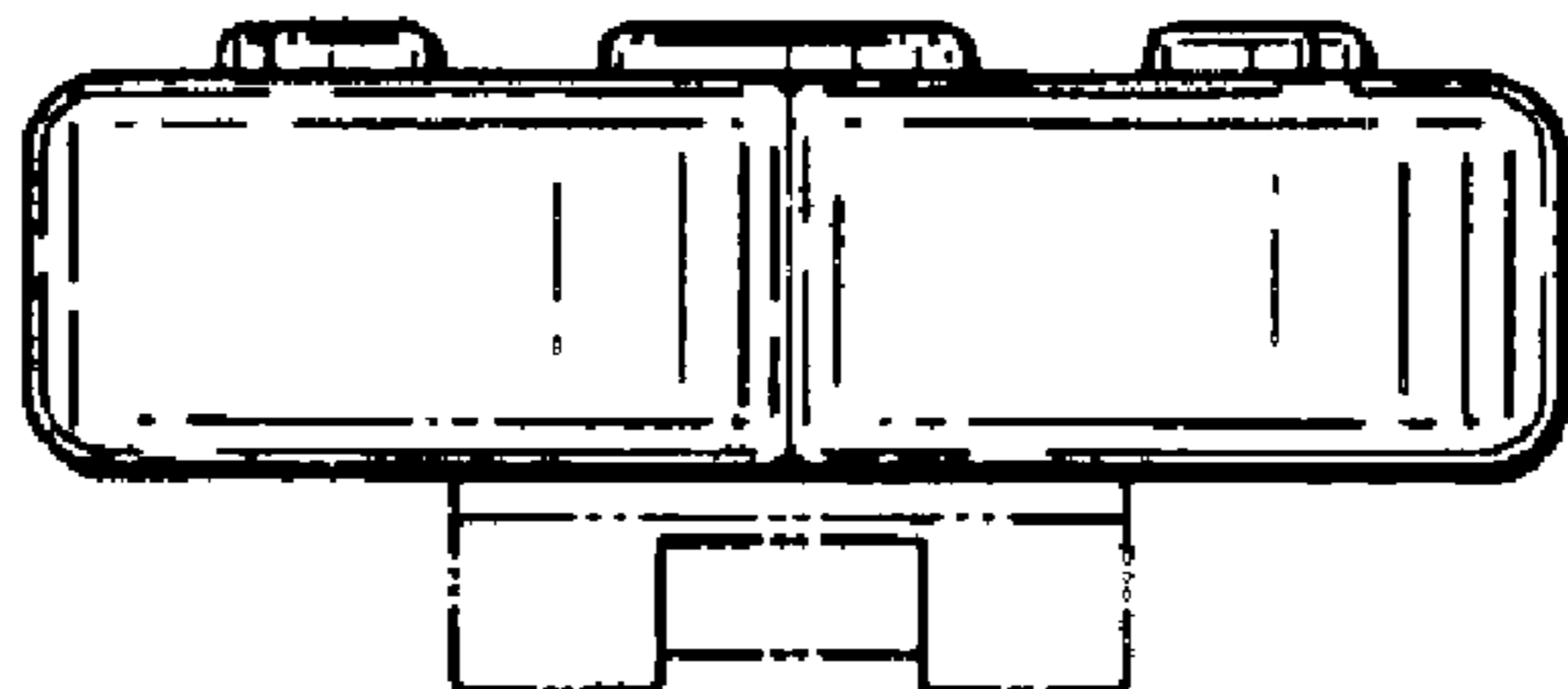


FIG. 6

