

US00D501799S

(12) **United States Design Patent** (10) **Patent No.:** **US D501,799 S**
Yamamoto et al. (45) **Date of Patent:** **** Feb. 15, 2005**

(54) **TEMPERATURE/HUMIDITY MEASURING DEVICE**

D460,923 S * 7/2002 Chen D10/52
 2003/0198277 A1 * 10/2003 Liao 374/208
 2004/0071182 A1 * 4/2004 Quinn et al. 374/1

(75) Inventors: **Toshio Yamamoto**, Tokyo (JP);
Masahiro Sugiyama, Tokyo (JP); **Yuzo Fujita**, Tokyo (JP); **Yoshiyuki Kanai**, Tokyo (JP)

* cited by examiner

Primary Examiner—Antoine D. Davis
 (74) *Attorney, Agent, or Firm*—Burns, Doane, Swecker & Mathis, L.L.P.

(73) Assignee: **Yamatake Corporation**, Tokyo (JP)

(57) **CLAIM**

(**) Term: **14 Years**

The ornamental design for a temperature/humidity measuring device, as shown and described.

(21) Appl. No.: **29/190,416**

DESCRIPTION

(22) Filed: **Sep. 22, 2003**

(51) **LOC (7) Cl.** **10-04**

FIG. 1 is a front, side perspective view of a temperature/humidity measuring device showing our new design.

(52) **U.S. Cl.** **D10/52**

FIG. 2 is a front elevational view thereof.

(58) **Field of Search** D10/52-56; 374/100, 374/16, 208

FIG. 3 is a rear elevational view thereof.

FIG. 4 is a left side elevational view thereof.

FIG. 5 is a right side elevational view thereof.

FIG. 6 is a top plan view thereof.

FIG. 7 is a bottom plan view thereof; and,

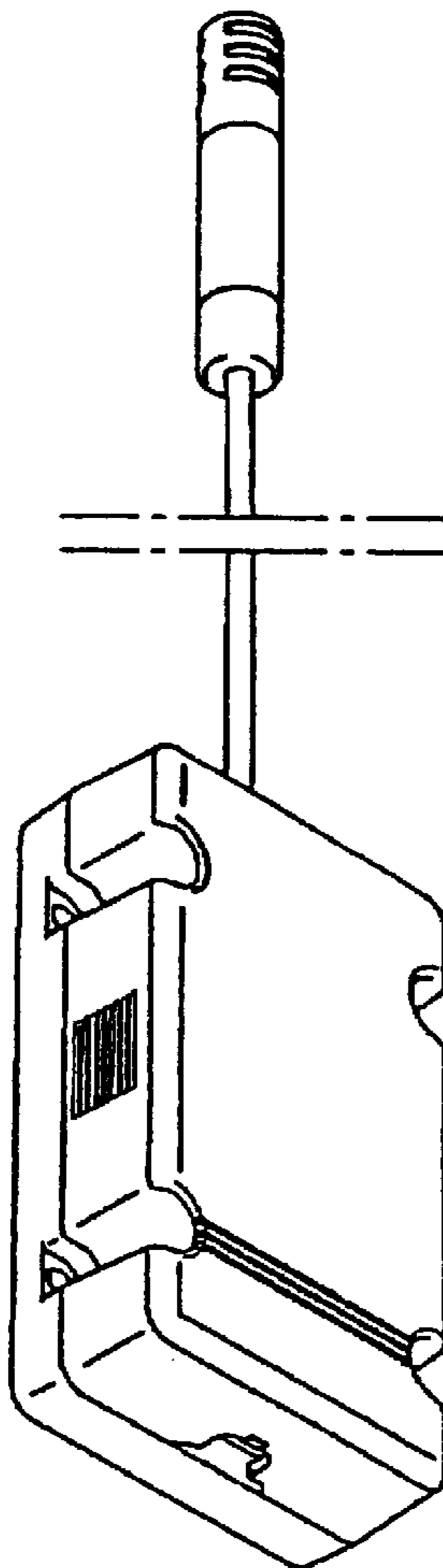
FIG. 8 is a cross-sectional view taken generally along the line 8—8 shown in FIG. 2.

(56) **References Cited**

U.S. PATENT DOCUMENTS

D300,727 S * 4/1989 Fukushima D10/52
 D378,900 S * 4/1997 de Sieyes et al. D10/52
 D400,806 S * 11/1998 Tillack D10/52

1 Claim, 4 Drawing Sheets



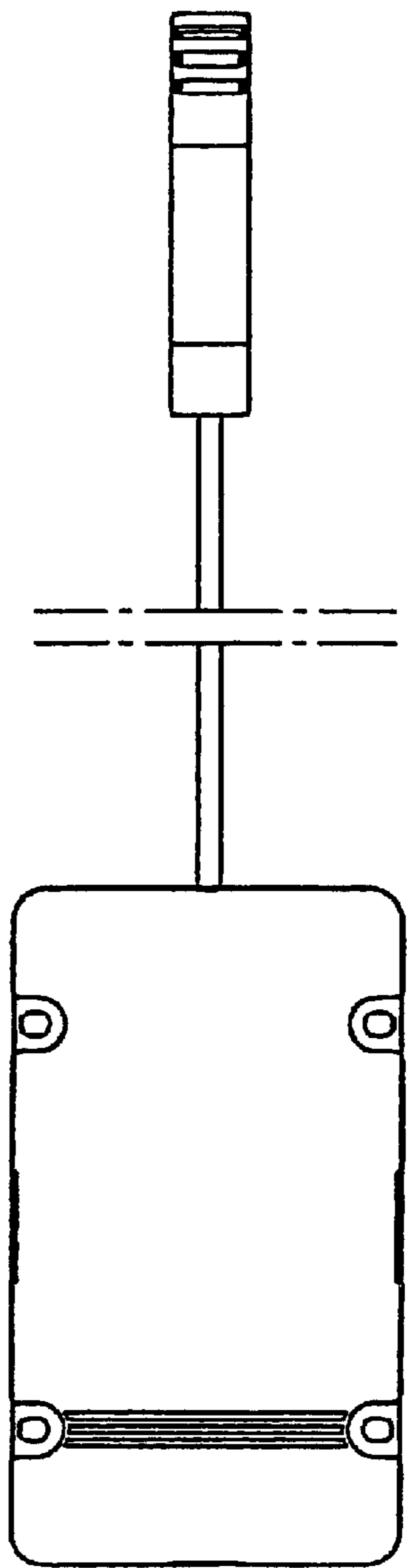


FIG. 2

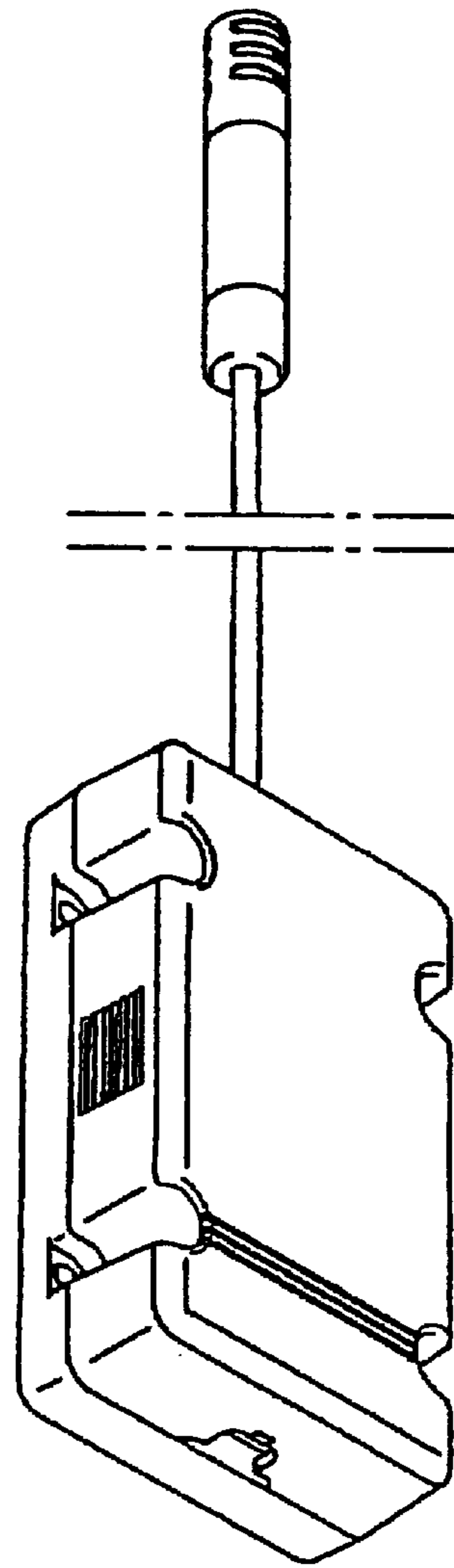


FIG. 1

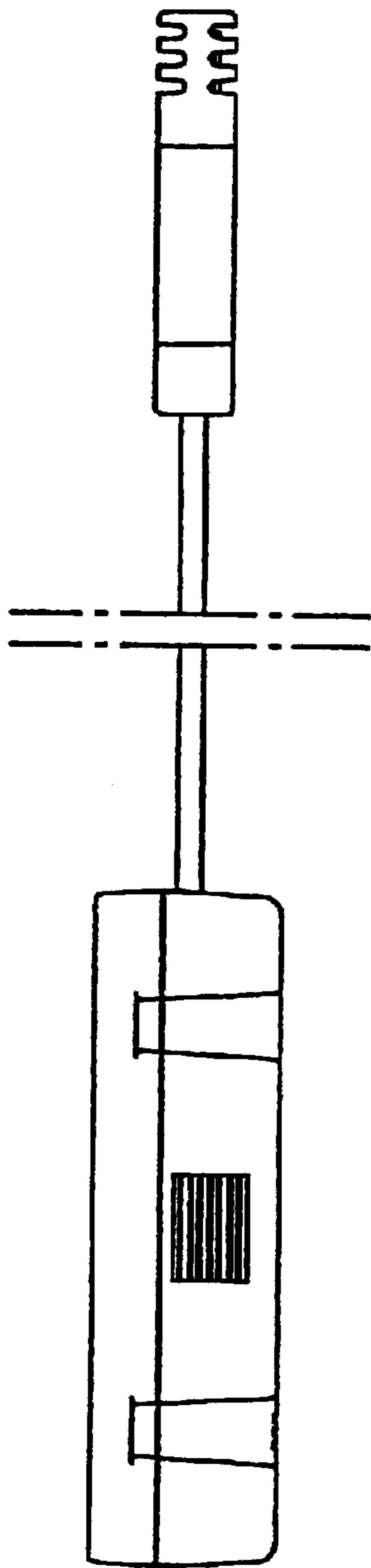


FIG. 4

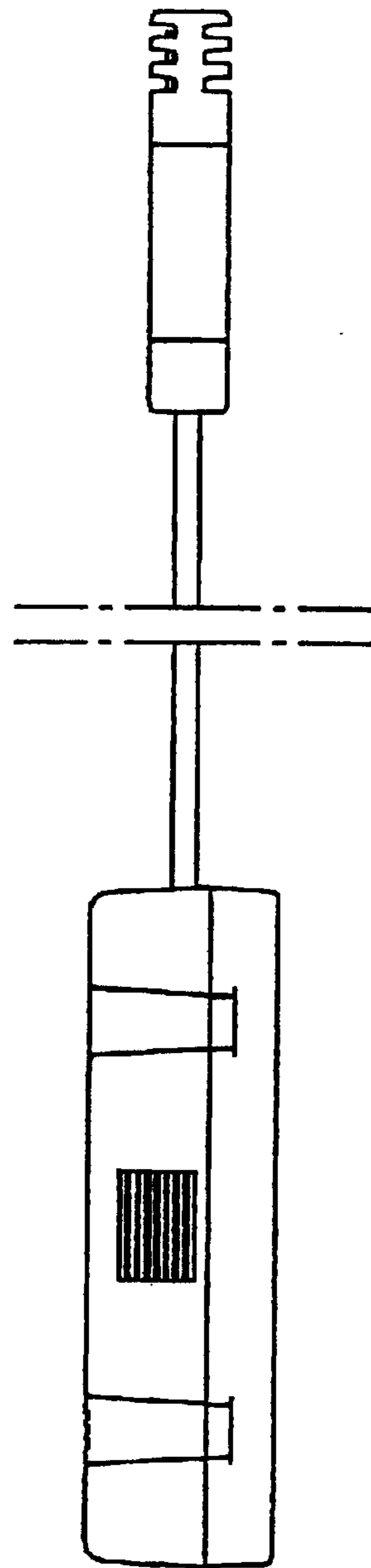


FIG. 5

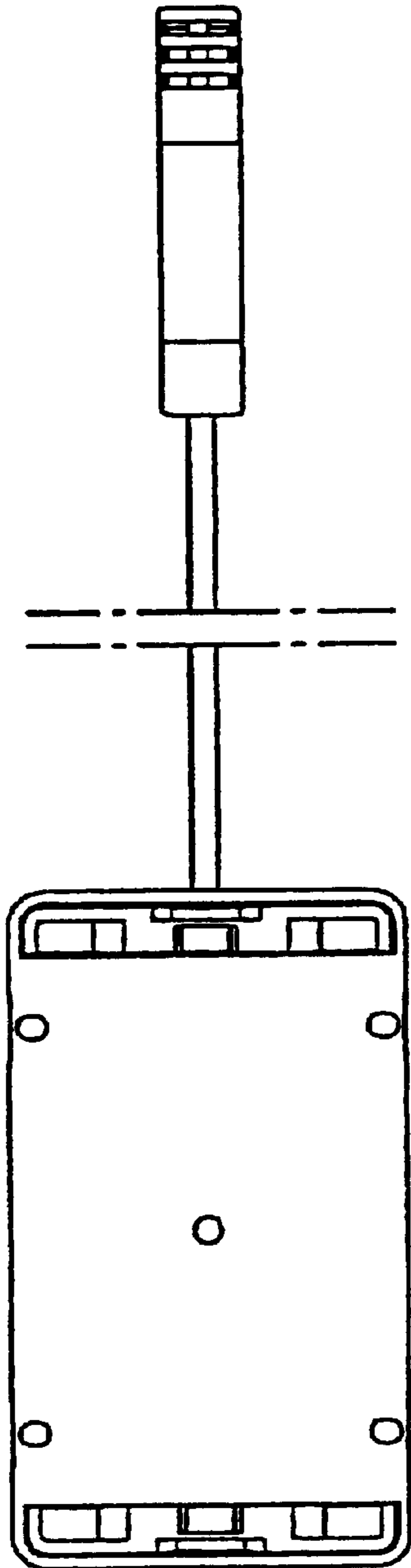


FIG. 3

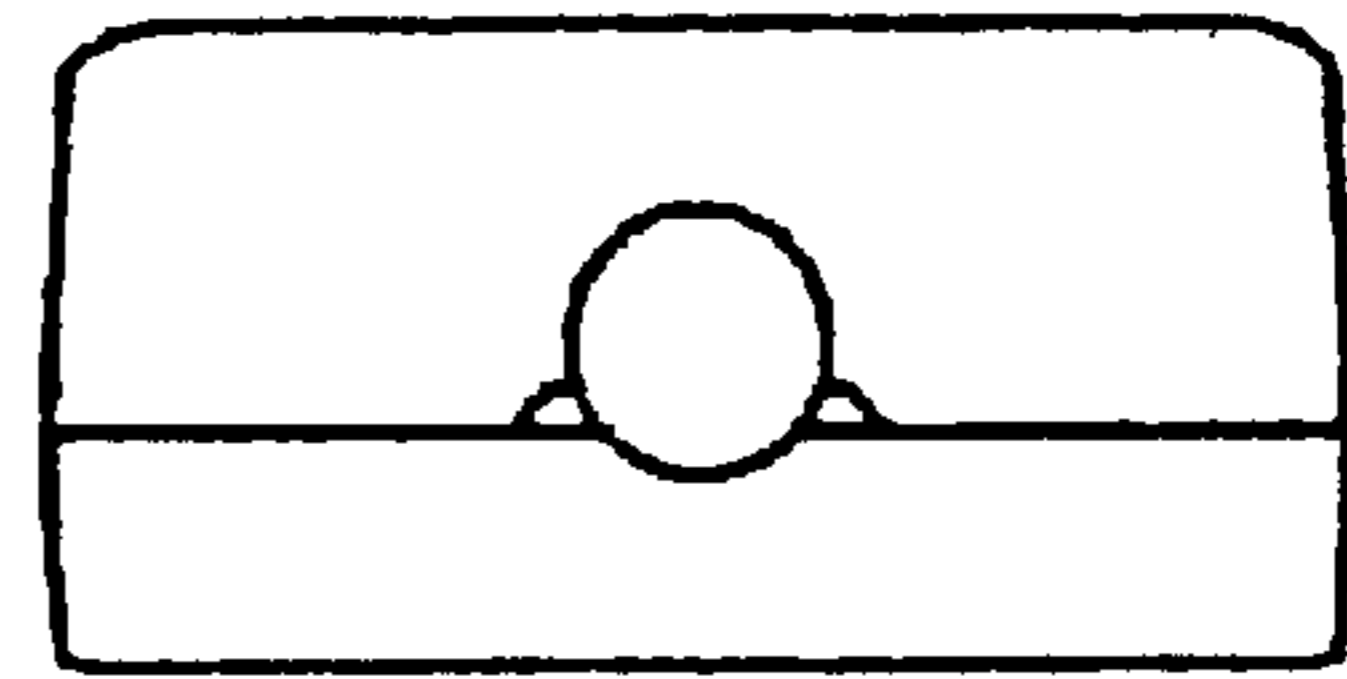


FIG. 6

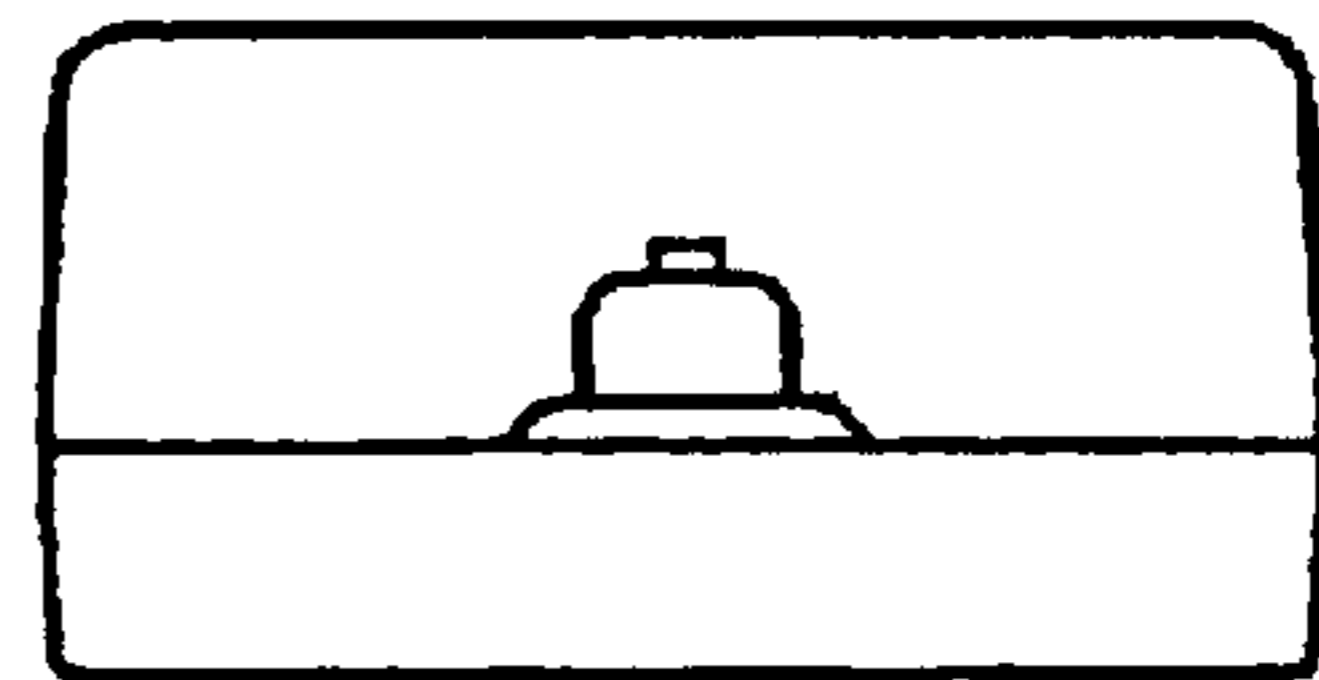


FIG. 7

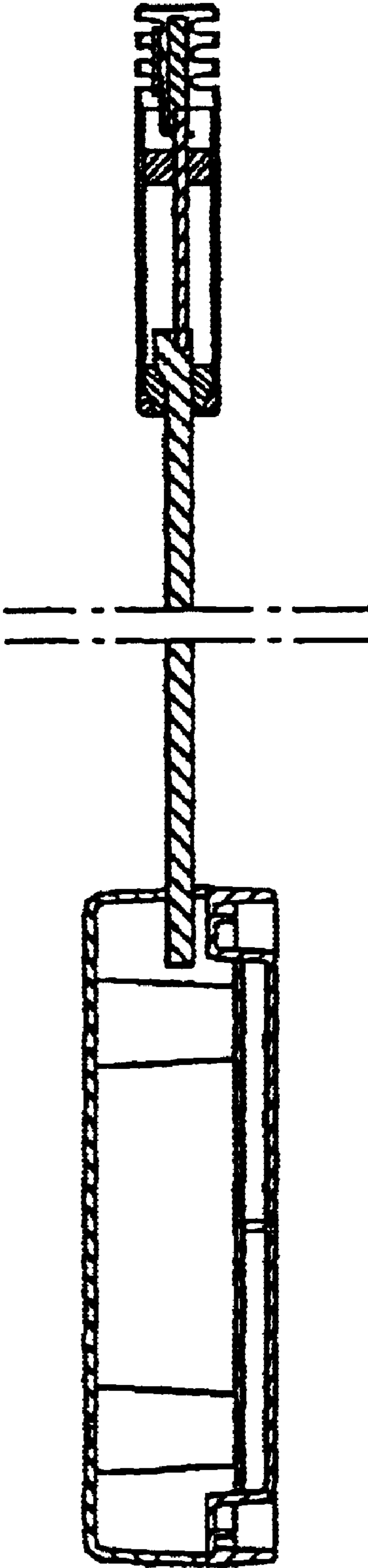


FIG. 8

UNITED STATES PATENT AND TRADEMARK OFFICE
CERTIFICATE OF CORRECTION

PATENT NO. : Des. 501,799 S
DATED : February 15, 2005
INVENTOR(S) : Toshio Yamamoto et al.

Page 1 of 1

It is certified that error appears in the above-identified patent and that said Letters Patent is hereby corrected as shown below:

Title page.

Item [57], **DESCRIPTION**,


Lines 9-10, should be deleted in their entirety, beginning with "FIG. 8 is a" and ending with "shown in FIG. 2."

Drawings.

Sheet 4 of 4, FIG. 8, should be deleted.

Signed and Sealed this

Thirtieth Day of May, 2006

A handwritten signature in black ink on a dotted background. The signature reads "Jon W. Dudas" in a cursive style.

JON W. DUDAS

Director of the United States Patent and Trademark Office