

US00D501796S

(12) **United States Design Patent**  
**Crawford et al.**

(10) **Patent No.: US D501,796 S**

(45) **Date of Patent: \*\* Feb. 15, 2005**

(54) **CONTAINER**

(75) Inventors: **John C. Crawford**, Mahopac, NY (US); **Patrick M. Calello**, Roseland, NJ (US); **Lou Henry**, New York, NY (US); **Emily Moyer**, New York, NY (US); **Lyndon Treacy**, Brooklyn, NY (US)

(73) Assignee: **Colgate-Palmolive Company**, New York, NY (US)

(\*\*) Term: **14 Years**

(21) Appl. No.: **29/178,660**

(22) Filed: **Mar. 28, 2003**

**Related U.S. Application Data**

(63) Continuation-in-part of application No. 29/175,340, filed on Feb. 3, 2003, now Pat. No. Des. 495,257.

(51) **LOC (7) Cl.** ..... **09-01**

(52) **U.S. Cl.** ..... **D9/523; D9/543**

(58) **Field of Search** ..... D9/300, 516, 523, D9/526, 528, 529-530, 541-543, 552, 554, 563-565, 570-572, 575; 215/382-384, 396, 398, 400; 222/206, 212, 215, 382

(56) **References Cited**

**U.S. PATENT DOCUMENTS**

D264,560 S \* 5/1982 Anderson et al. .... D9/543  
D287,227 S \* 12/1986 Turnbull ..... D9/523  
D308,332 S \* 6/1990 Haworth ..... D9/543  
D319,972 S \* 9/1991 Segati et al. .... D9/523

D385,794 S \* 11/1997 Goettner et al. .... D9/523  
D392,567 S \* 3/1998 Dumont et al. .... D9/523  
D403,588 S \* 1/1999 Jungmann ..... D9/523  
D406,052 S \* 2/1999 Dumont et al. .... D9/300  
5,875,940 A \* 3/1999 Mayfield ..... 222/382  
D420,918 S \* 2/2000 Hefter et al. .... D9/523  
D421,388 S \* 3/2000 Cummings ..... D9/448  
D429,159 S \* 8/2000 Feen ..... D9/523  
D447,420 S \* 9/2001 Cummings ..... D9/523  
D463,972 S \* 10/2002 Perrin et al. .... D9/300  
D466,402 S \* 12/2002 Cummings et al. .... D9/300  
D486,068 S \* 2/2004 Crawford et al. .... D9/523  
D486,397 S \* 2/2004 Crawford et al. .... D9/523  
D495,257 S \* 8/2004 Crawford et al. .... D9/523

\* cited by examiner

*Primary Examiner*—Carol Rademaker

(74) *Attorney, Agent, or Firm*—Clifford E. Wilkins

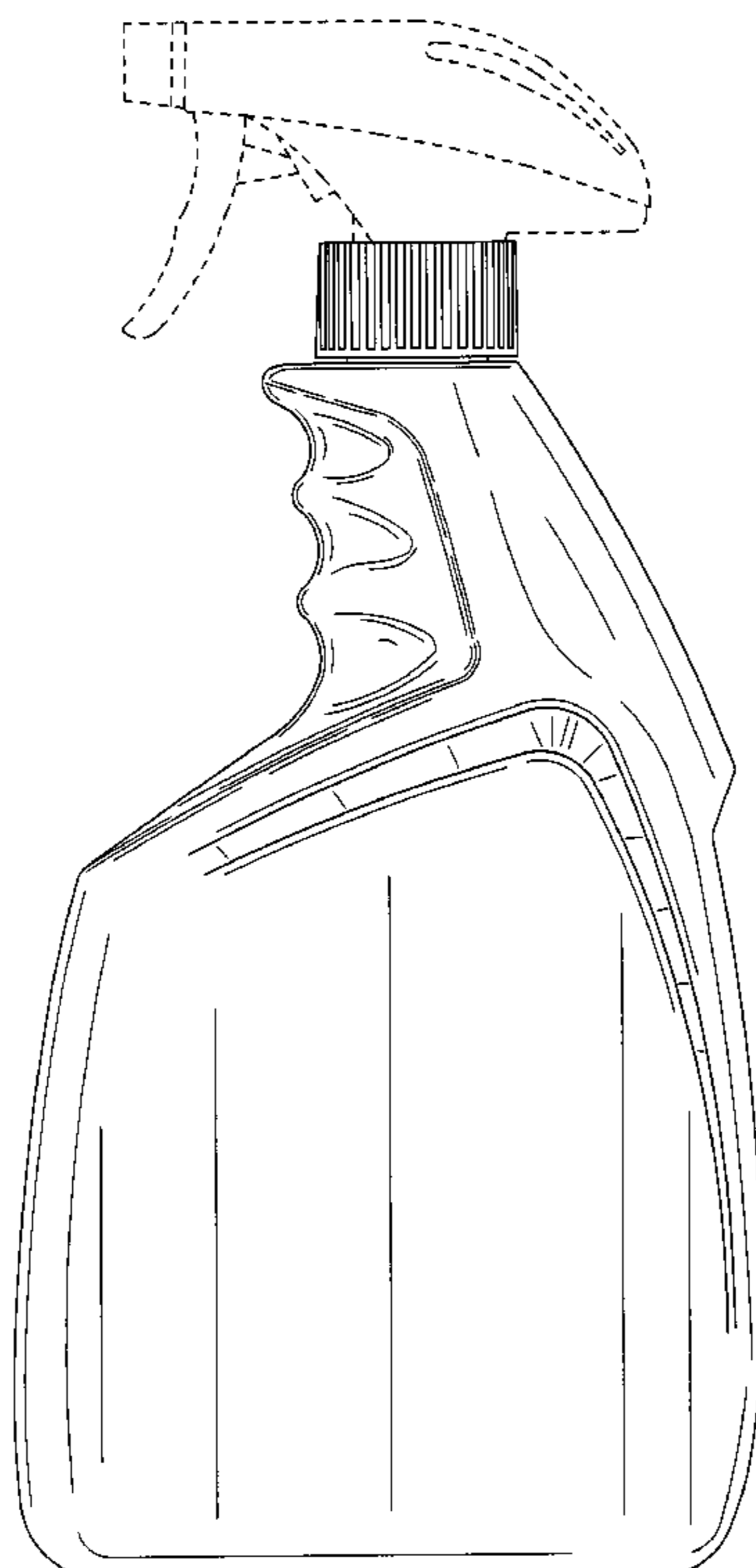
(57) **CLAIM**

The ornamental design for a container, as shown and described.

**DESCRIPTION**

FIG. 1 is a front elevation view of the container of my design, the rear elevation view being a mirror image thereof. FIG. 2 is a left side elevation view thereof. FIG. 3 is a right side elevation view thereof. FIG. 4 is a top plan view thereof; and, FIG. 5 is a bottom plan view thereof. The broken lines shown in the drawings are for illustrative purposes only and form no part of the claimed design.

**1 Claim, 3 Drawing Sheets**



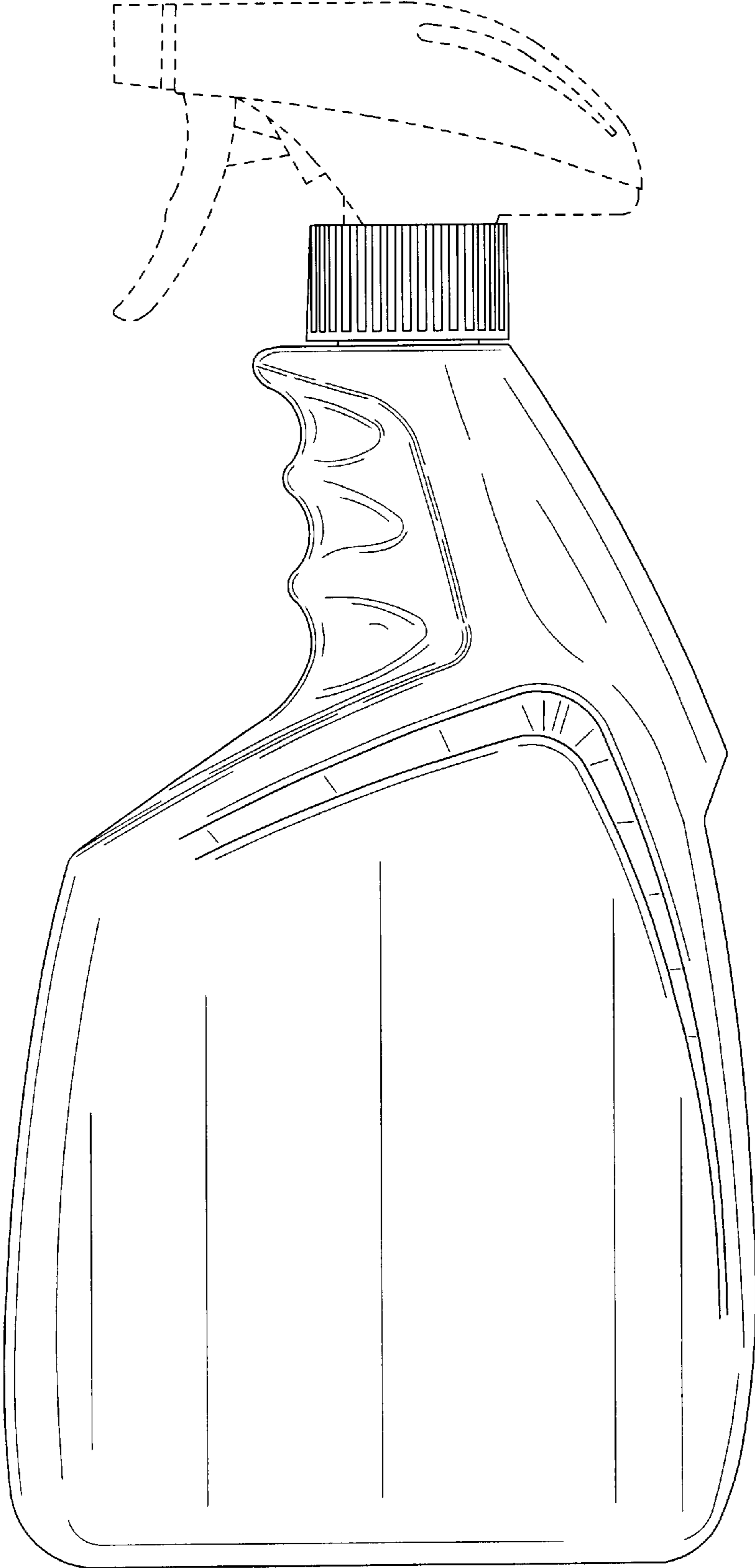


FIG. 1

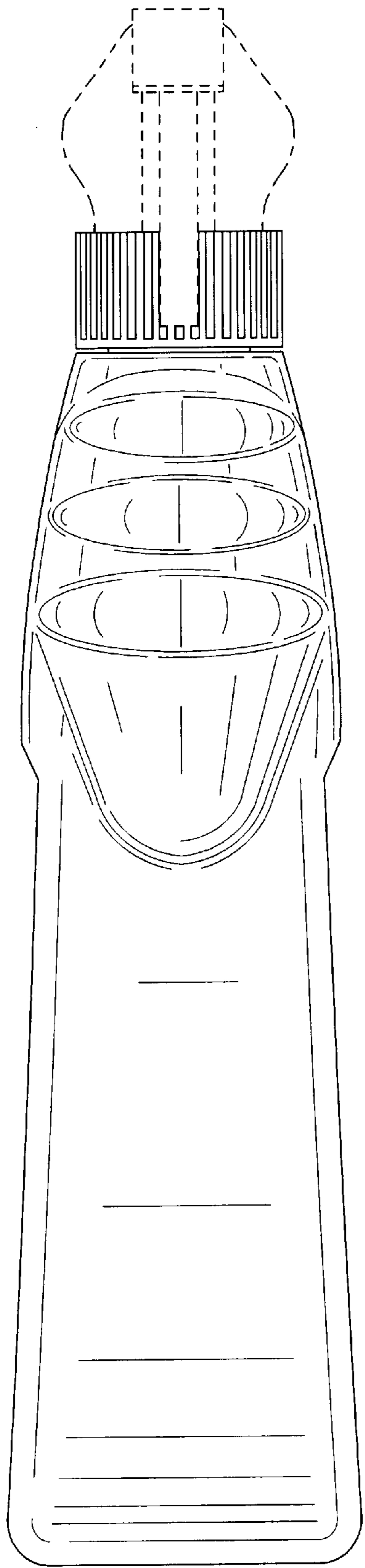


FIG. 2

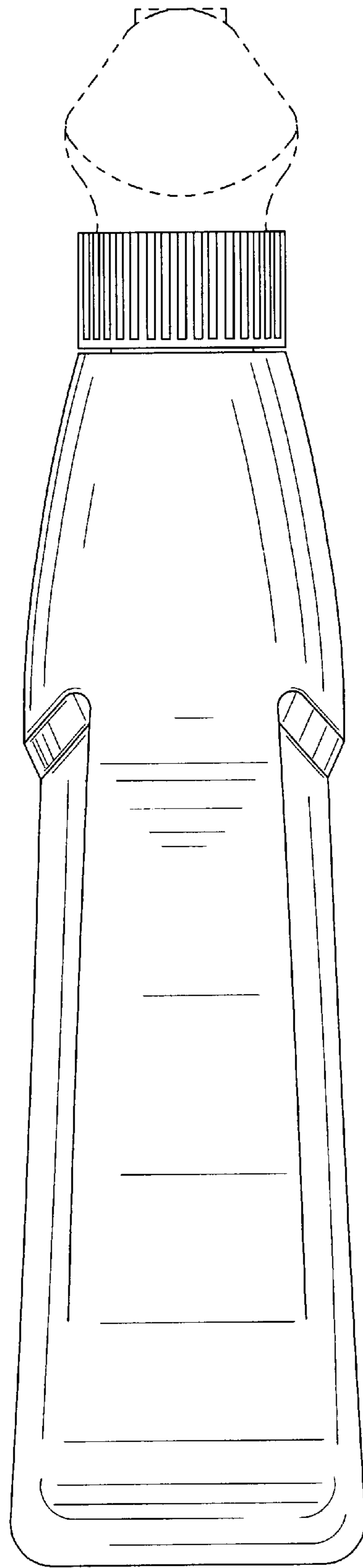


FIG. 3

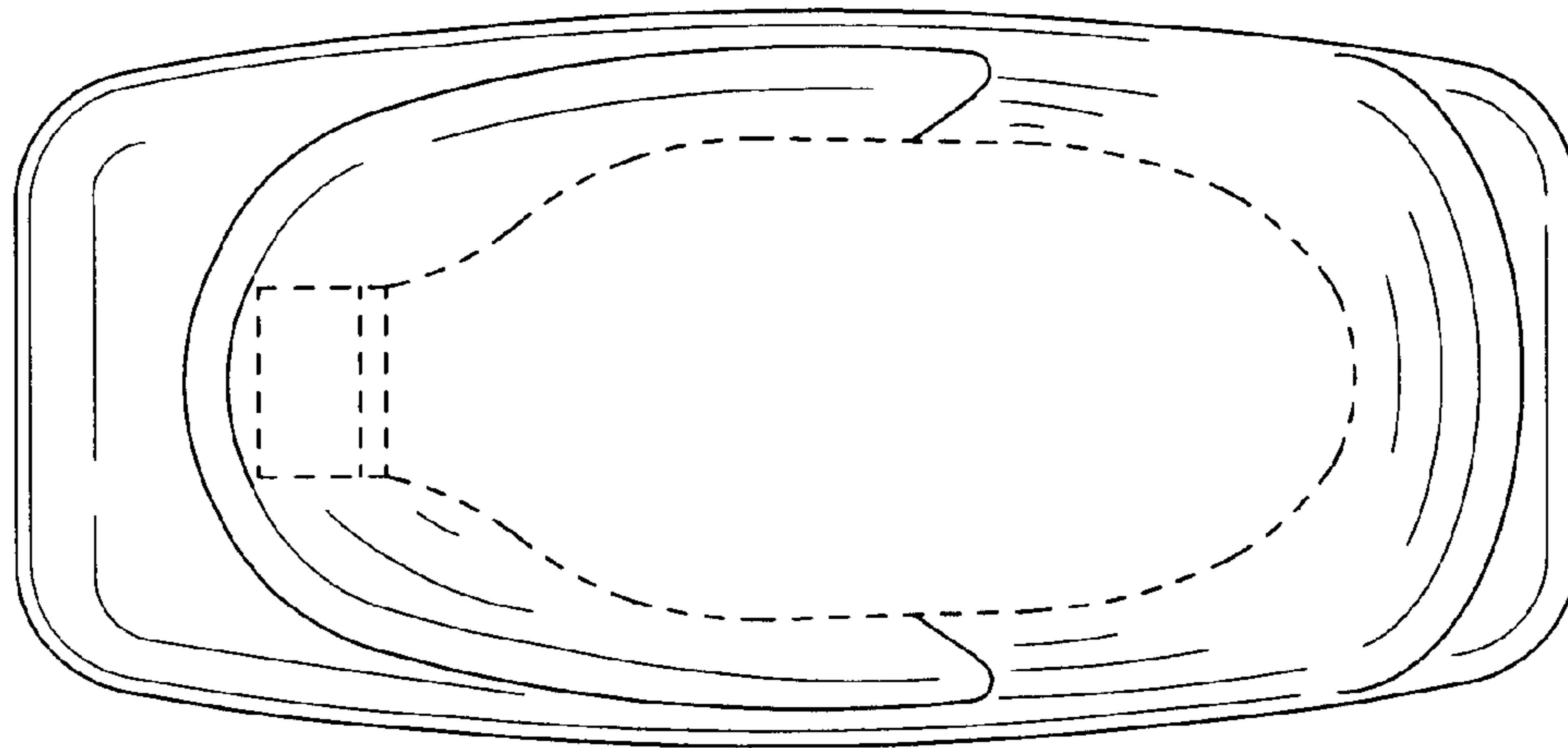


FIG. 4

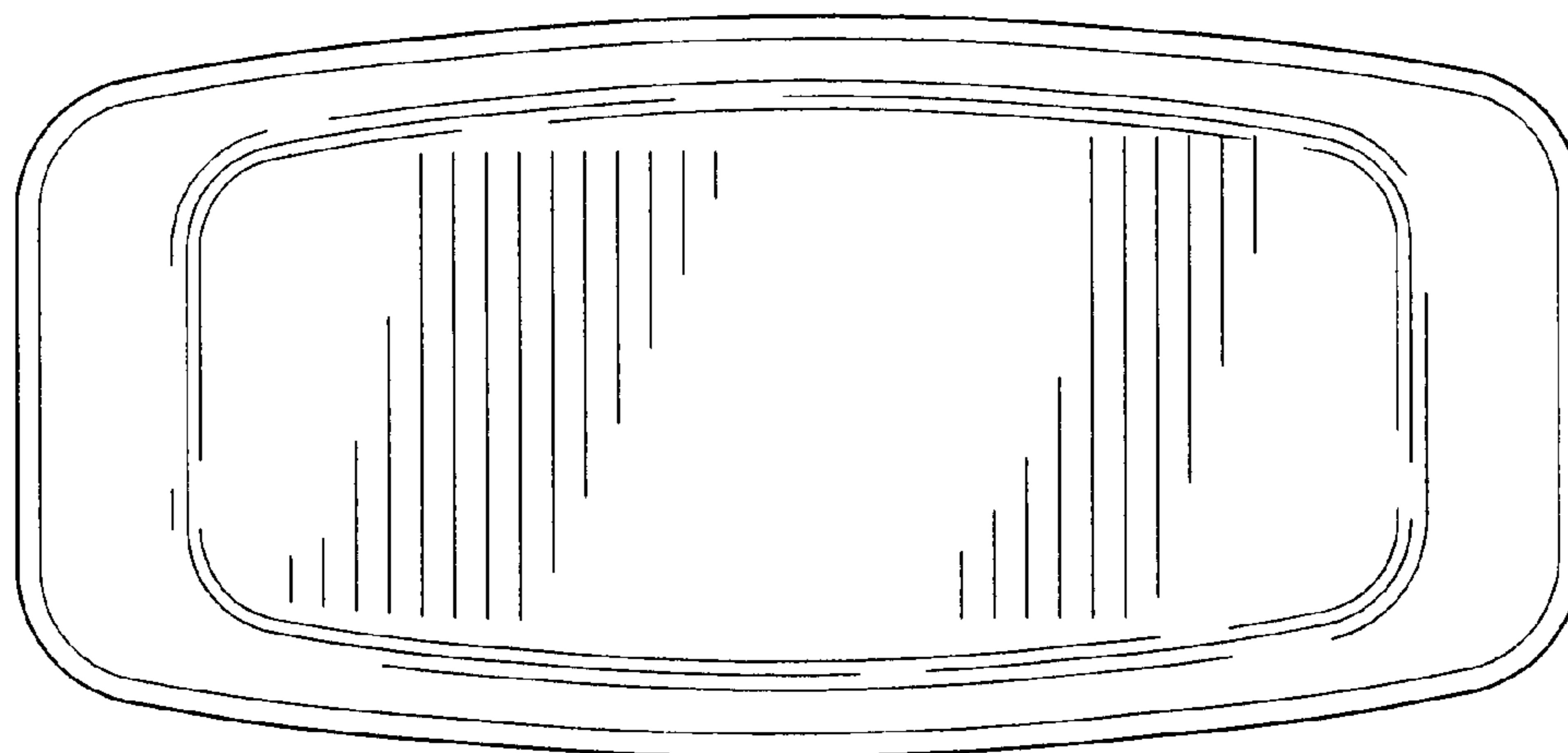


FIG. 5