

US00D501794S

(12) **United States Design Patent** (10) **Patent No.:** **US D501,794 S**
Kunesh et al. (45) **Date of Patent:** **** Feb. 15, 2005**

(54) **PRESSURE CONTAINER WITH ACTUATOR OVERCAP**

(75) Inventors: **Edward J. Kunesh**, Franksville, WI (US); **Allen D. Miller**, Racine, WI (US); **Douglas James Birkholz**, Monona, WI (US); **James Charles Boda**, Merrimac, WI (US)

(73) Assignee: **S.C. Johnson & Son, Inc.**, Racine, WI (US)

(**) Term: **14 Years**

(21) Appl. No.: **29/175,997**

(22) Filed: **Feb. 14, 2003**

Related U.S. Application Data

(63) Continuation-in-part of application No. 29/163,027, filed on Jun. 26, 2002, now Pat. No. Des. 470,402.

(51) **LOC (7) Cl.** **09-01**

(52) **U.S. Cl.** **D9/521**

(58) **Field of Search** D9/500, 502-505, D9/300, 516, 530, 521, 537-540, 545, 549, 558; D28/4, 7; D24/197; 215/382-384, 396, 398; 222/212, 213, 215, 556

(56) **References Cited**

U.S. PATENT DOCUMENTS

- D217,585 S 5/1970 Lambelet
- 3,606,104 A * 9/1971 Rickmeier, Jr. 222/556
- D247,847 S 5/1978 Kretz
- D250,170 S 11/1978 Strand
- D268,897 S 5/1983 du Cret
- D274,222 S 6/1984 Markis
- D289,143 S 4/1987 Guillaume D9/501
- D308,575 S 6/1990 Mariol D24/47
- 5,027,982 A 7/1991 Demarest 222/182
- D322,392 S 12/1991 Schneider et al. D9/300
- D352,875 S * 11/1994 Story et al. D9/521 X
- D363,225 S * 10/1995 Kudo D9/521 X
- D365,020 S * 12/1995 Dinand D9/300

- D365,276 S 12/1995 Dinand D9/529
- D379,307 S 5/1997 Marriage D9/503
- D384,889 S 10/1997 Nasrallah D9/500
- D387,988 S 12/1997 Fitten et al. D9/504
- D403,965 S * 1/1999 Bright et al. D9/503
- D404,307 S 1/1999 Mohary et al. D9/520
- D405,372 S 2/1999 Yucknut D9/504
- D409,488 S 5/1999 Mohary D9/449
- D409,489 S 5/1999 Blades D9/449
- D411,745 S 6/1999 Mohary et al. D9/449
- D421,910 S 3/2000 Warner et al. D9/520
- D422,902 S 4/2000 Kikuchi D9/300
- D424,944 S 5/2000 Mohary et al. D9/520
- D426,464 S 6/2000 Mohary et al. D9/520
- D426,773 S 6/2000 Warner et al. D9/503
- D428,813 S 8/2000 Haley D9/500
- D438,801 S 3/2001 Mohary et al. D9/520
- D441,292 S 5/2001 Mohary et al. D9/520
- D445,030 S 7/2001 Croft et al. D9/502
- D445,337 S 7/2001 Croft et al. D9/504

(List continued on next page.)

FOREIGN PATENT DOCUMENTS

- GB 3002565 * 5/2002
- GB 3011325 * 3/2003

Primary Examiner—Carol Rademaker

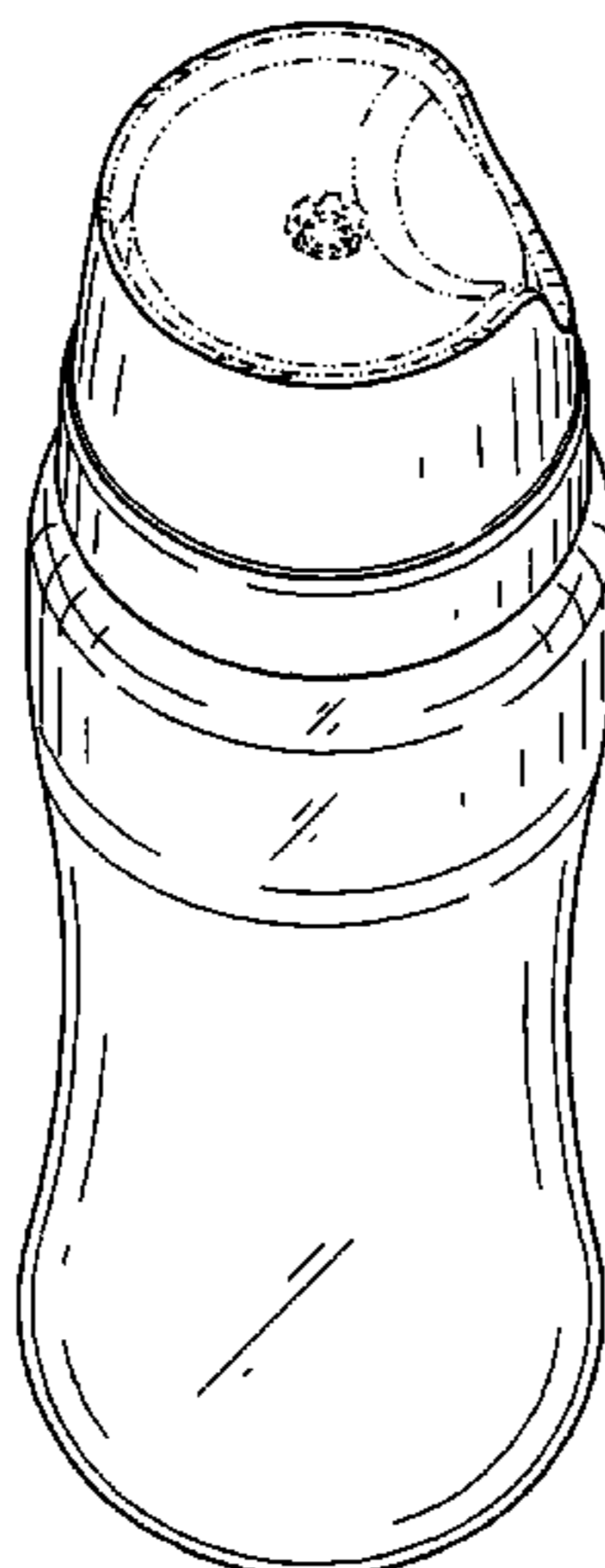
(57) **CLAIM**

The ornamental design for a pressure container with actuator overcap, as shown and described.

DESCRIPTION

FIG. 1 is a perspective view of a pressure container with actuator overcap showing our new design; FIG. 2 is a rear elevational view thereof; FIG. 3 is a side elevational view thereof; FIG. 4 is a front elevational view thereof; FIG. 5 is a top plan view thereof; and, FIG. 6 is a bottom plan view thereof. The broken line showing in the drawings is for illustrative purposes only and forms no part of the claimed design.

1 Claim, 3 Drawing Sheets



US D501,794 S

Page 2

U.S. PATENT DOCUMENTS

D447,057 S	8/2001	Bezek et al.	D9/504	D470,752 S	*	2/2003	Kunesh et al.	D9/300
D447,418 S	9/2001	Bezek et al.	D9/504	D470,753 S	*	2/2003	Kunesh et al.	D9/300
D447,693 S	9/2001	Warner et al.	D9/503	D481,935 S	*	11/2003	Kunesh et al.	D9/300
D452,823 S	1/2002	Bezek et al.	D9/502	D486,398 S	*	2/2004	Lovell et al.	D9/529
D452,824 S	1/2002	Bezek et al.	D9/502	D492,193 S	*	6/2004	Miller et al.	D9/300
D453,684 S	2/2002	Bezek et al.	D9/502					

* cited by examiner

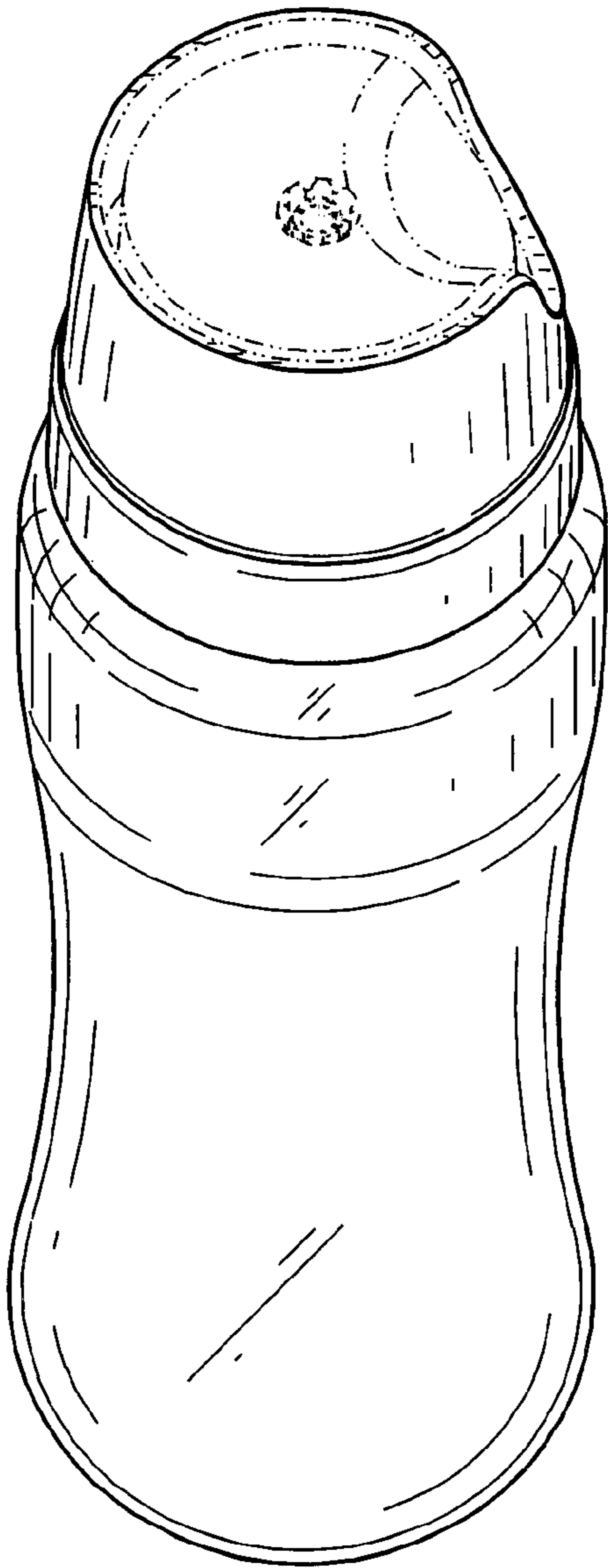


FIG. 1

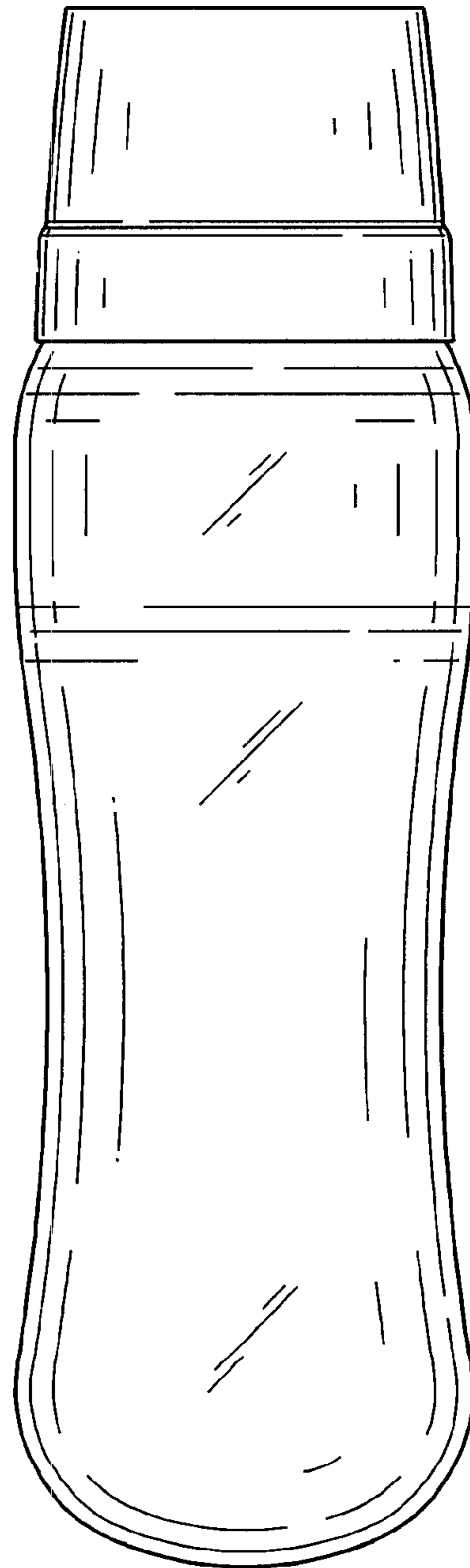


FIG. 2

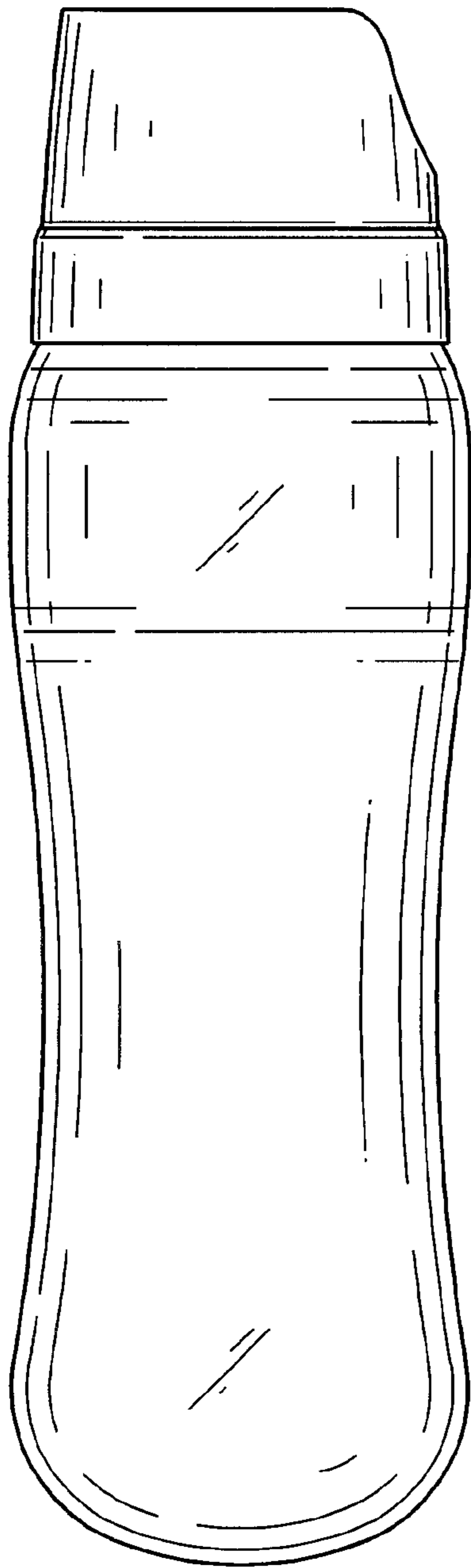


FIG. 3

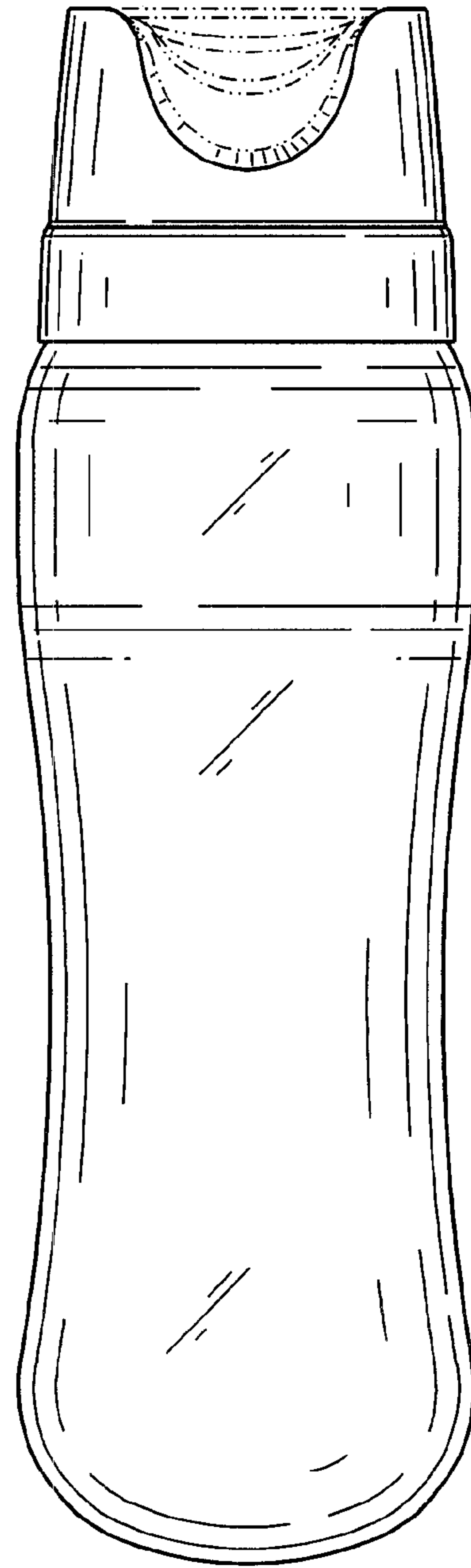


FIG. 4

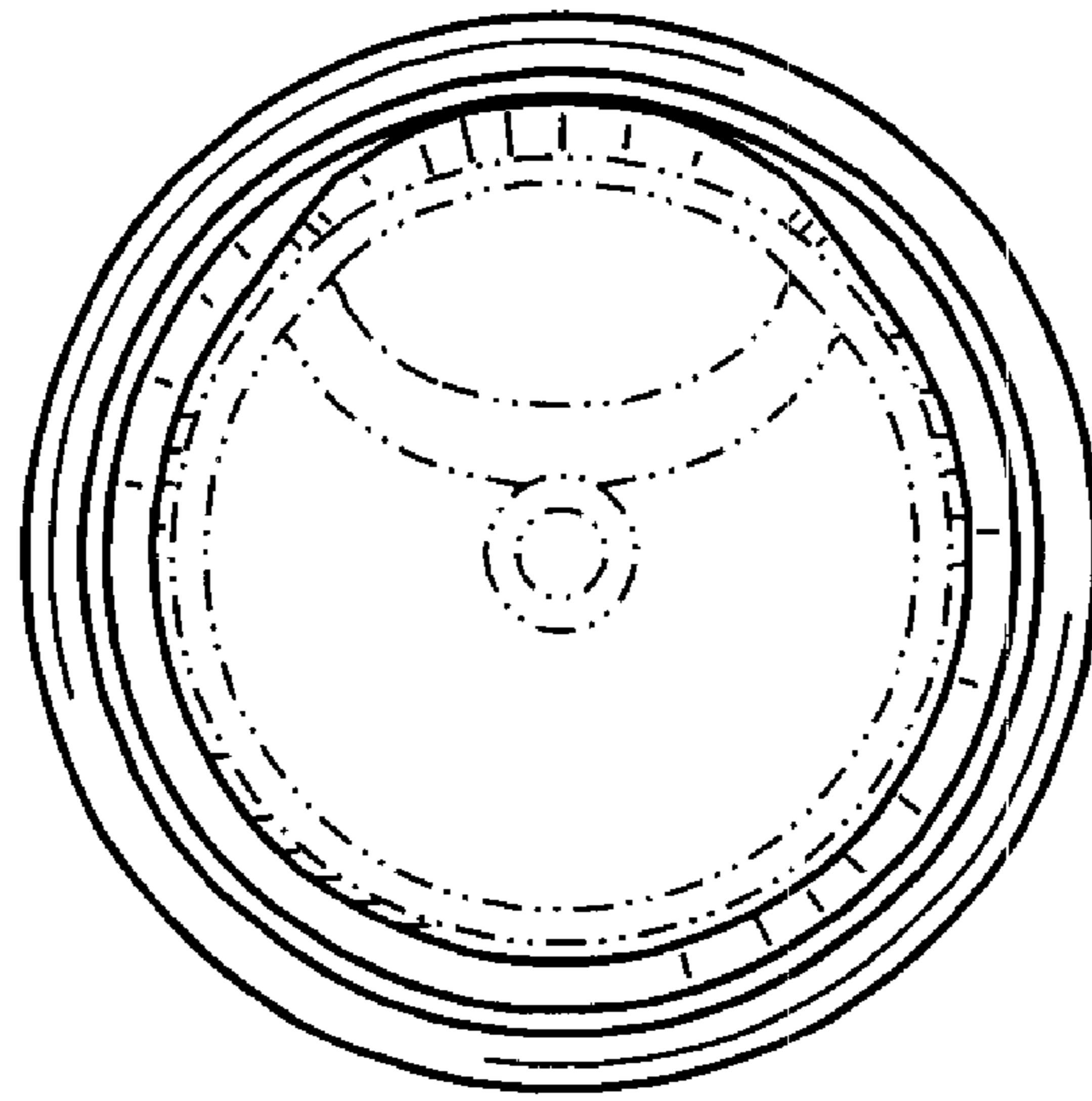


FIG. 5

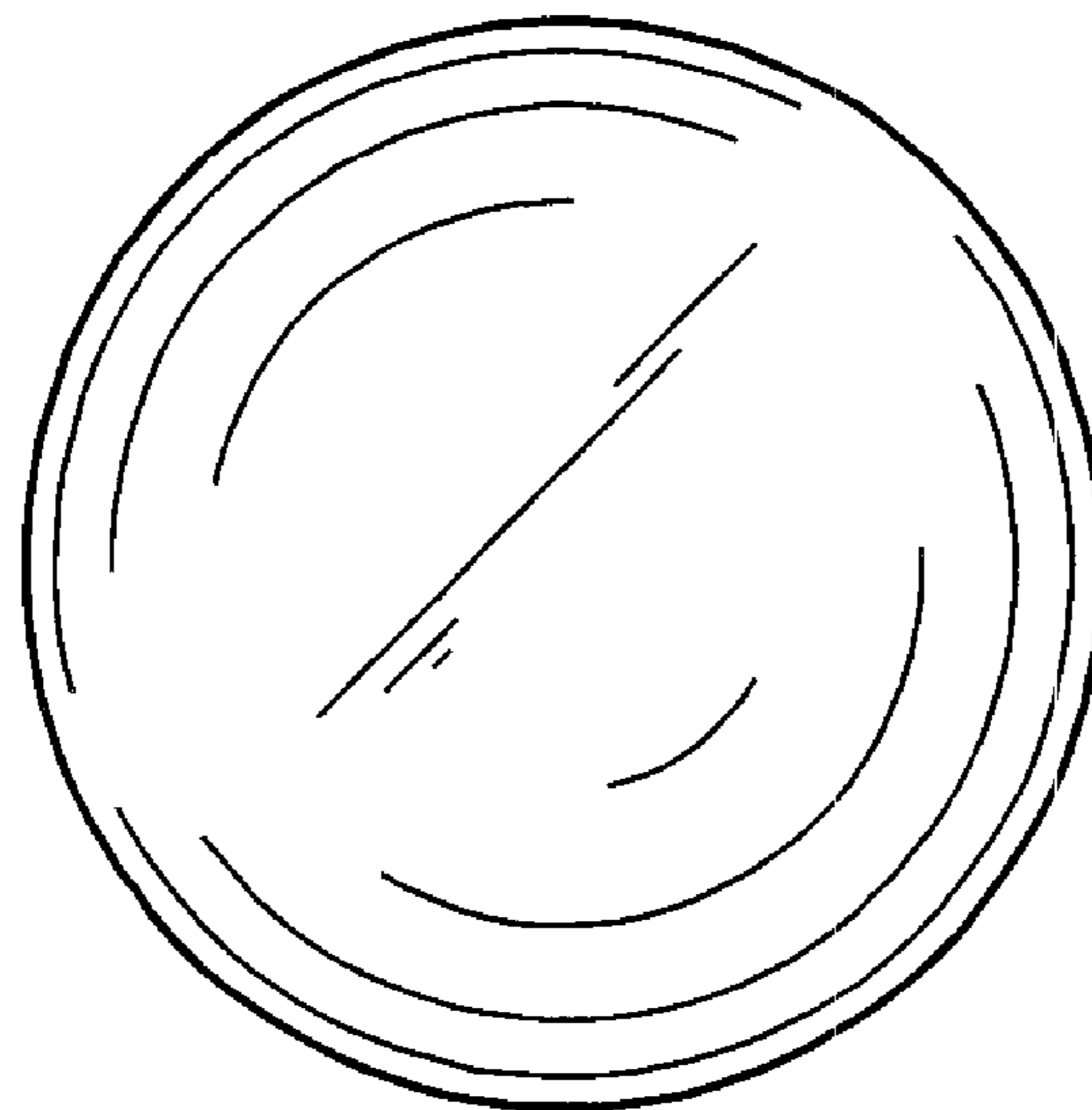


FIG. 6