

US00D501792S

(12) **United States Design Patent**
Priestman

(10) **Patent No.:** **US D501,792 S**

(45) **Date of Patent:** **** Feb. 15, 2005**

(54) **BOTTLE**

(75) **Inventor:** **Paul Priestman**, London (GB)

(73) **Assignee:** **Unilever Bestfoods North America,**
division of Conopco, Inc., Englewood
Cliffs, NJ (US)

(**) **Term:** **14 Years**

(21) **Appl. No.:** **29/176,832**

(22) **Filed:** **Feb. 27, 2003**

(30) **Foreign Application Priority Data**

Sep. 4, 2002 (GB) 3006727

(51) **LOC (7) Cl.** **09-01**

(52) **U.S. Cl.** **D9/500; D9/505; D9/520;**
D9/502

(58) **Field of Search** D9/300, 337-338,
D9/500, 502-503, 505, 516, 529-530, 536-539,
544-546, 549, 558, 561, 564, 569-570,
572, 574-575; D24/197; 215/381-384,
396, 398, 400; 222/210, 212-213

(56) **References Cited**

U.S. PATENT DOCUMENTS

- D227,003 S * 5/1973 Graham D9/520 X
- D333,268 S * 2/1993 Arlinghaus et al. D9/538
- D347,390 S * 5/1994 Kovacic et al. D9/539
- D376,539 S * 12/1996 Shofner D9/417
- D379,307 S * 5/1997 Marriage D9/503
- D384,889 S * 10/1997 Nasrallah D9/500
- D412,281 S * 7/1999 Lindsay et al. D9/500
- D421,910 S * 3/2000 Warner et al. D9/520
- D426,953 S * 6/2000 Vanden Dries et al. D3/264
- D430,803 S * 9/2000 Reis et al. D9/542

- D430,805 S * 9/2000 Jentgen D9/544
- D436,501 S * 1/2001 Huang D7/608
- D437,229 S * 2/2001 Andrew D9/516
- D447,693 S * 9/2001 Warner et al. D9/503
- D456,714 S * 5/2002 Brauner et al. D9/500
- D467,179 S * 12/2002 Nelson et al. D9/503

OTHER PUBLICATIONS

Land-O-Lakes "Grip'n Go Milk", Trademark as "The Grip".*

Co-pending case Farr et al.; U.S. Appl. No. 10/081,483, filed Feb. 22, 2002; For: Effervescent Beverage Product.

Co-pending case Farr et al.; U.S. Appl. No. 10/081,575, filed Feb. 22, 2002; For: Effervescent Beverage Product and Method For Drinking the Same.

* cited by examiner

Primary Examiner—Philip S. Hyder

Assistant Examiner—Carol Rademaker

(57) **CLAIM**

The ornamental design for a bottle, as shown and described.

DESCRIPTION

FIG. 1 is a top perspective view of a bottle in accordance with my new design,

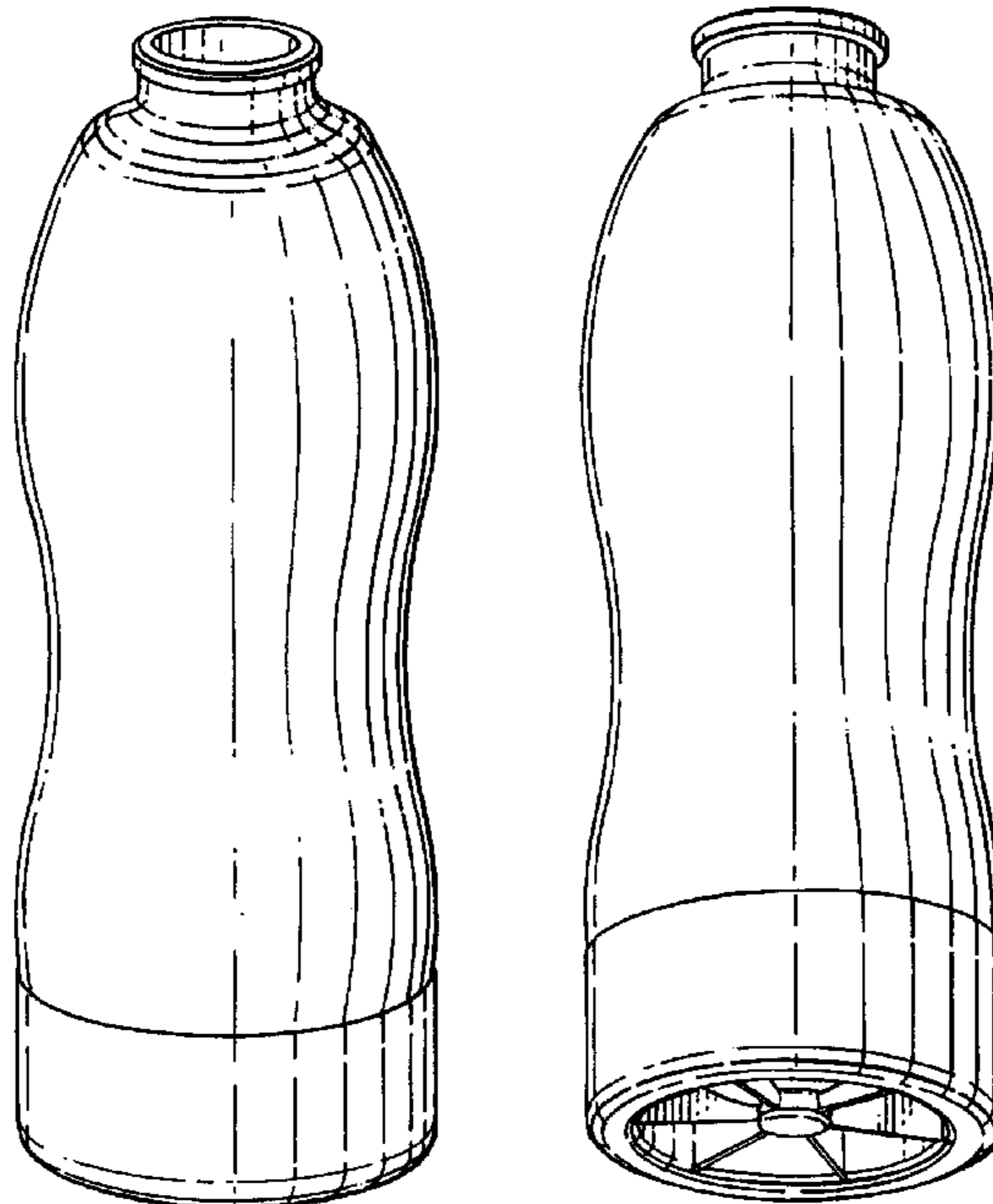
FIG. 2 is a side view of a bottle in accordance with my new design,

FIG. 3 is a top plan view of a bottle in accordance with my new design.

FIG. 4 is a bottom plan view of a bottle in accordance with my new design; and,

FIG. 5 is a bottom perspective view of a bottle in accordance with my new design.

1 Claim, 3 Drawing Sheets



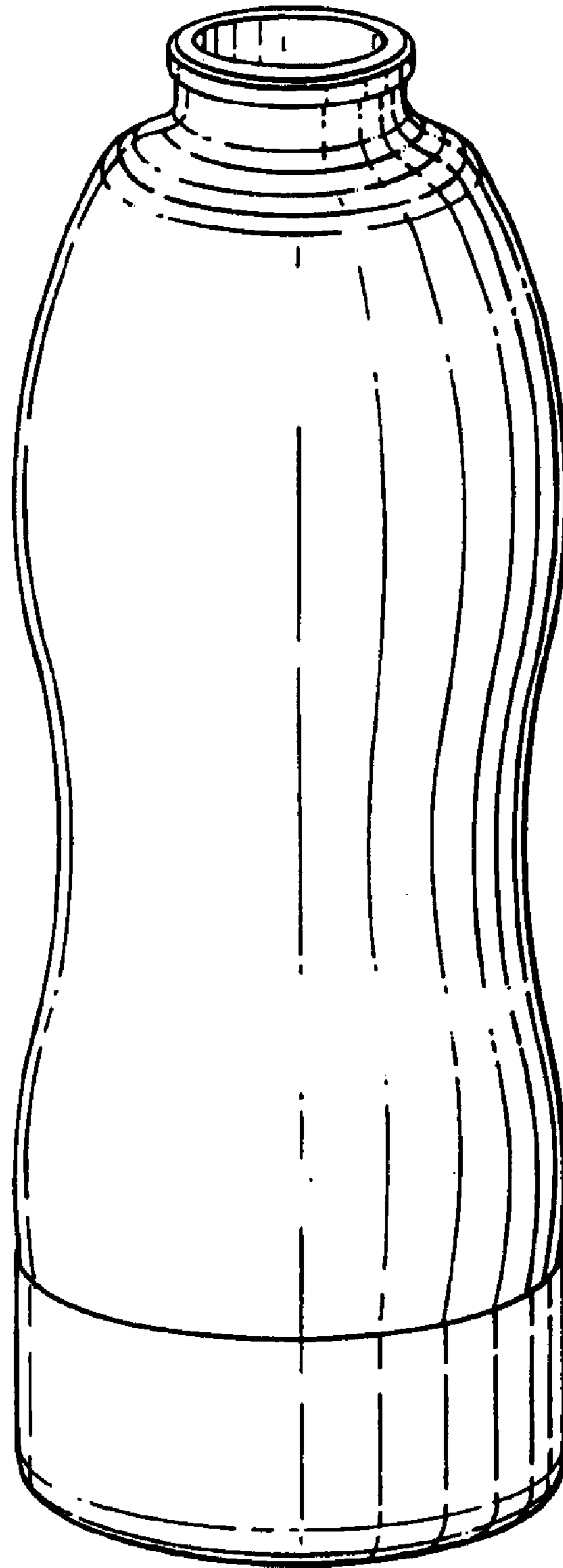


Fig. 1.

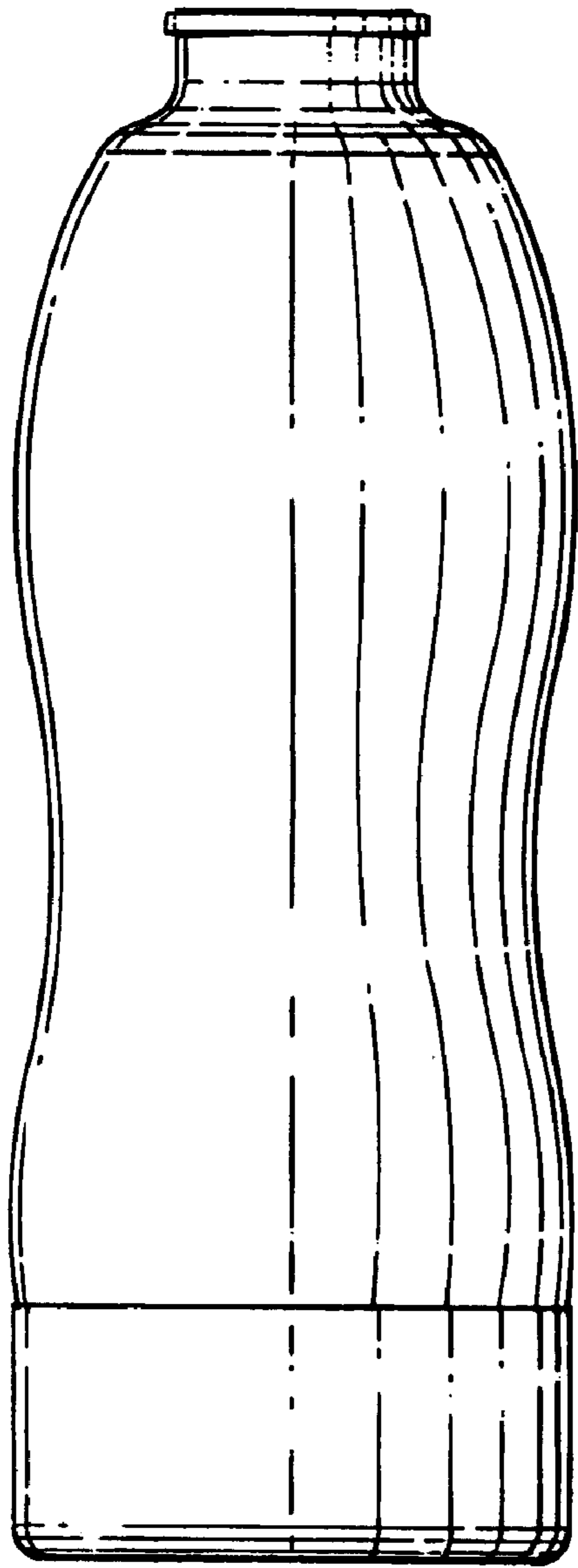


Fig.2.

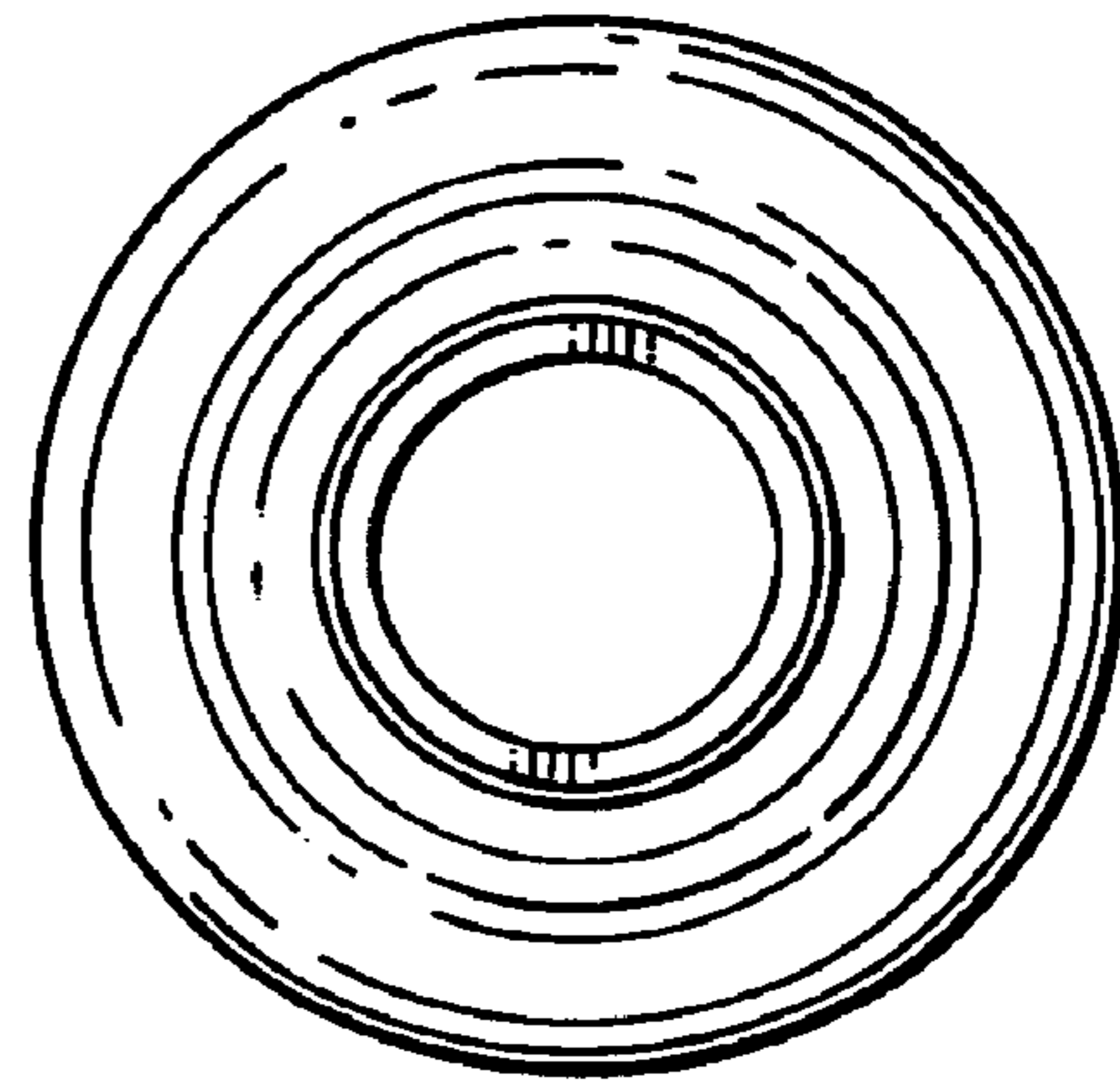


Fig.3.




Fig.4.

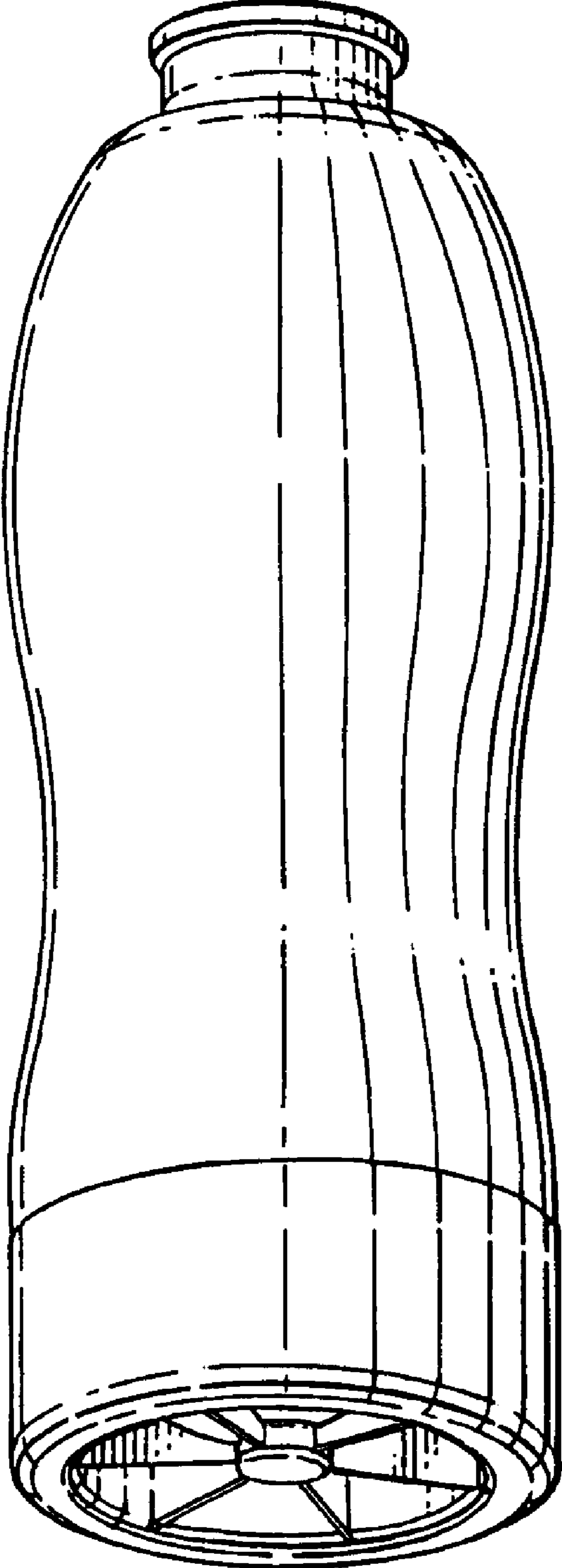


Fig.5.