

US00D501785S

(12) **United States Design Patent**
Mogus

(10) **Patent No.:** **US D501,785 S**
(45) **Date of Patent:** **** Feb. 15, 2005**

(54) **DOOR HANDLE**

(75) **Inventor:** **Drago (Charlie) Mogus**, Mississauga (CA)

(73) **Assignee:** **Steelgate Security Products Ltd.**, Mississauga (CA)

(**) **Term:** **14 Years**

(21) **Appl. No.:** **29/194,242**

(22) **Filed:** **Nov. 21, 2003**

(30) **Foreign Application Priority Data**

Jun. 11, 2003 (CA) 103322

(51) **LOC (7) Cl.** **08-06**

(52) **U.S. Cl.** **D8/313**

(58) **Field of Search** D8/300, 301, 313, D8/314, DIG. 1; 16/412, 415, 416, 904; 312/244, 348.6; D12/190

(56) **References Cited**

U.S. PATENT DOCUMENTS

2,793,386 A * 5/1957 Muhlhauser 16/416
D183,429 S * 8/1958 Reynolds D8/302

D297,808 S * 9/1988 King D8/313
D322,385 S * 12/1991 Simonton et al. D8/313
5,074,009 A * 12/1991 Simonton et al. 16/416
D349,838 S * 8/1994 Barton et al. D8/313
5,927,836 A * 7/1999 Herr et al. 312/244
D436,832 S * 1/2001 Matsuo et al. D8/313
D442,846 S * 5/2001 Bastian D8/313

* cited by examiner

Primary Examiner—Paula A. Greene

(74) *Attorney, Agent, or Firm*—Stephen J. Perry



(57) **CLAIM**

The ornamental design for a door handle, as shown.

DESCRIPTION

FIG. 1 is a perspective view of my design for a door handle; FIG. 2 is a perspective view thereof; FIG. 3 is a side view thereof; FIG. 4 is a front view thereof; FIG. 5 is a back view thereof; FIG. 6 is a side view thereof; FIG. 7 is a bottom view thereof; and, FIG. 8 is a top view thereof.

1 Claim, 2 Drawing Sheets






FIG. 1.

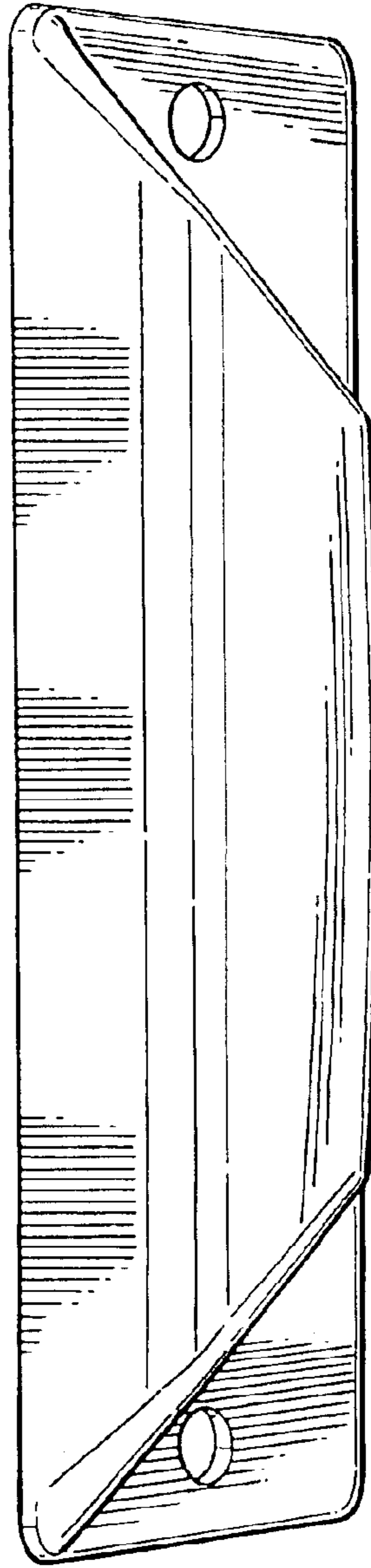


FIG. 2.




FIG. 3.




FIG. 4.




FIG. 5.




FIG. 6.




FIG. 7.




FIG. 8.