

US00D501768S

(12) **United States Design Patent** (10) **Patent No.:** **US D501,768 S**
Dexter et al. (45) **Date of Patent:** **** Feb. 15, 2005**

(54) **LASER ETCHED SOCKET**
(75) Inventors: **Bruce Dexter**, Simsbury, CT (US);
Barry Buchanan, Mooresville, NC
(US); **Gary Cromer**, Westminster, SC
(US)

(73) Assignee: **Easco Hand Tools, Inc.**, Simsbury, CT
(US)

(**) Term: **14 Years**

(21) Appl. No.: **29/204,647**

(22) Filed: **May 3, 2004**
(Under 37 CFR 1.47)

Related U.S. Application Data

(63) Continuation of application No. 29/175,699, filed on Feb. 7, 2003.
(51) **LOC (7) Cl.** **08-05**
(52) **U.S. Cl.** **D8/29**
(58) **Field of Search** D8/21-29; 81/119,
81/120, 121.1, 125, 124.3, 124, 177.1,
177.85, DIG. 5, 436-437

(56) **References Cited**

U.S. PATENT DOCUMENTS

4,420,995 A 12/1983 Roberts 81/60
4,836,059 A 6/1989 Arnold 76/114
4,936,170 A 6/1990 Zumeta 81/180.1
4,947,713 A 8/1990 Arnold 81/121.1
4,982,627 A 1/1991 Johnson 81/121.1
5,031,488 A 7/1991 Zumeta 81/180.1
5,053,440 A 10/1991 Schueler et al. 523/137
5,079,978 A 1/1992 Kupfer 81/119
D359,669 S 6/1995 Splingaire D8/29
5,422,383 A 6/1995 Takahashi et al. 523/136
5,489,639 A 2/1996 Faber et al. 524/417
D398,823 S 9/1998 Hsieh D8/29
5,819,606 A 10/1998 Arnold 81/124.3
5,910,197 A 6/1999 Chaconas 81/124.6
5,970,552 A 10/1999 Kwiecien et al. 7/143

D425,770 S 5/2000 Hsieh D8/29
6,152,826 A 11/2000 Profeta et al. 464/159
D439,481 S 3/2001 Lin D8/29
D442,837 S 5/2001 Porras D8/29
6,257,096 B1 7/2001 Ling 81/60
6,477,759 B2 11/2002 Hu 29/527.2
D484,376 S 12/2003 Cromer D8/29

OTHER PUBLICATIONS

NAPA Tools and Equipment 2002-2003 advertisement.
Suntex—Product Catalog 1998, 1/4" Chrome Sockets and
Sets.

(List continued on next page.)

Primary Examiner—Raphael Barkai
(74) *Attorney, Agent, or Firm*—Nelson Mullins Riley &
Scarborough, LLP


(57) **CLAIM**

The ornamental design of a laser etched socket, illustrated
substantially as shown and described.

DESCRIPTION

FIG. 1 is a perspective view of a laser etched socket
embodying the design of the present invention, whereby the
size indicia is defined by etching away a surface layer
surrounding the size indicia so that the size indicia is
distinguishable from the surrounding etched area;
FIG. 2 is a front elevational view of the laser etched socket
illustrated in FIG. 1;
FIG. 3 is a rear elevational view of the laser etched socket
illustrated in FIG. 1;
FIG. 4 is a right side elevational view of the laser etched
socket illustrated in FIG. 1;
FIG. 5 is a left side elevational view of the laser etched
socket illustrated in FIG. 1;
FIG. 6 is a top view of the laser etched socket illustrated in
FIG. 1; and,
FIG. 7 is a bottom view of the laser etched socket illustrated
in FIG. 1.
The broken lines are for illustrative purposes and form no
part of the claim.

1 Claim, 2 Drawing Sheets



OTHER PUBLICATIONS

2001/2002 Matco Tools Professional Hand Tools Catalog and Service Equipment, 1/2" Metric Impact Sockets.

2001/2002 Matco Tools Professional Hand Tools Catalog and Service Equipment, 1/4" Impact Sockets.

Matco Tools; "Promo 5;" product launch flyer distributed at trade show in Apr. 2001; 2 pp.

Matco Tools; product launch flyer distributed at trade show in Feb. 1993; 3 pp.

Sunex Tools; "New Tools, New Rules;" product catalog; actual publication date unknown, but Applicant believes catalog was published more than 1-year prior to the filing of this Application.

Sears Catalog, Sep. 1, 1990, p. 25.

Design patent application Ser. No. 29/175,706 entitled "Laser Etched Socket," filed Feb. 7, 2003.

Design patent application Ser. No. 29/175,663 entitled "Laser Etched Socket," filed Feb. 7, 2003.

Design patent application Ser. No. 29/176,157 entitled "Laser Etched Socket," filed Feb. 19, 2003.




Fig. 1




Fig. 2

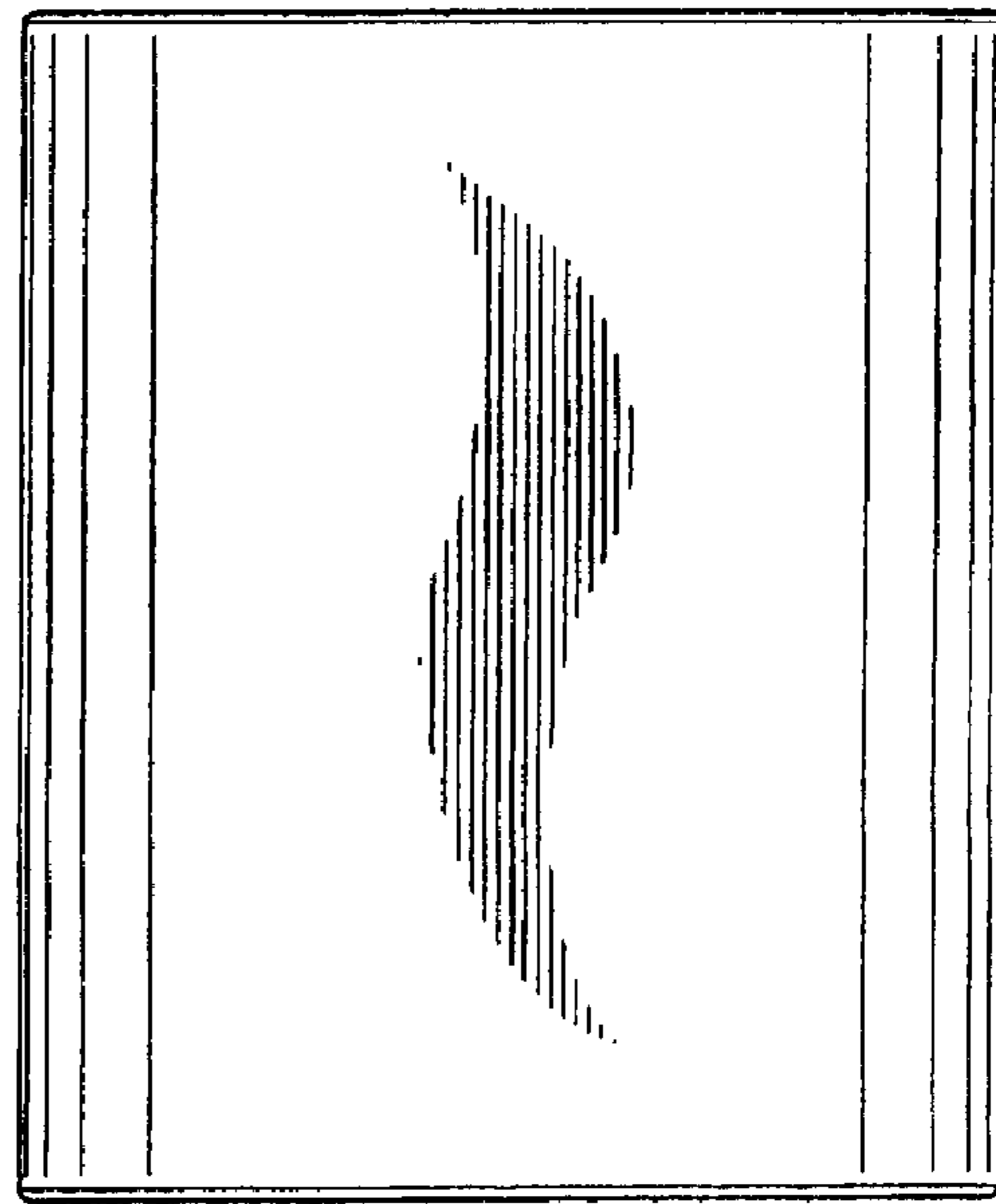


Fig. 3



Fig. 4




Fig. 5

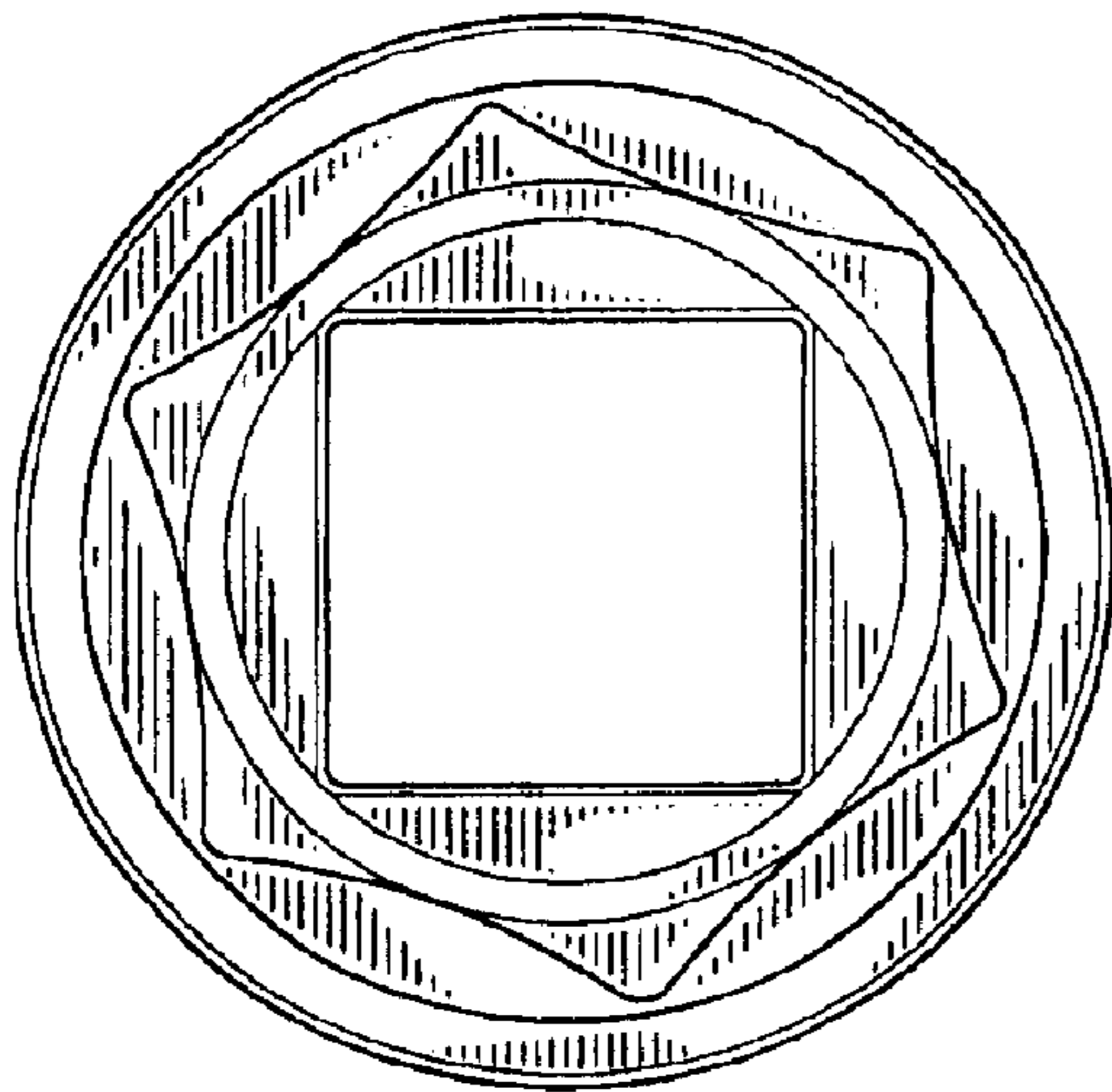


Fig. 6

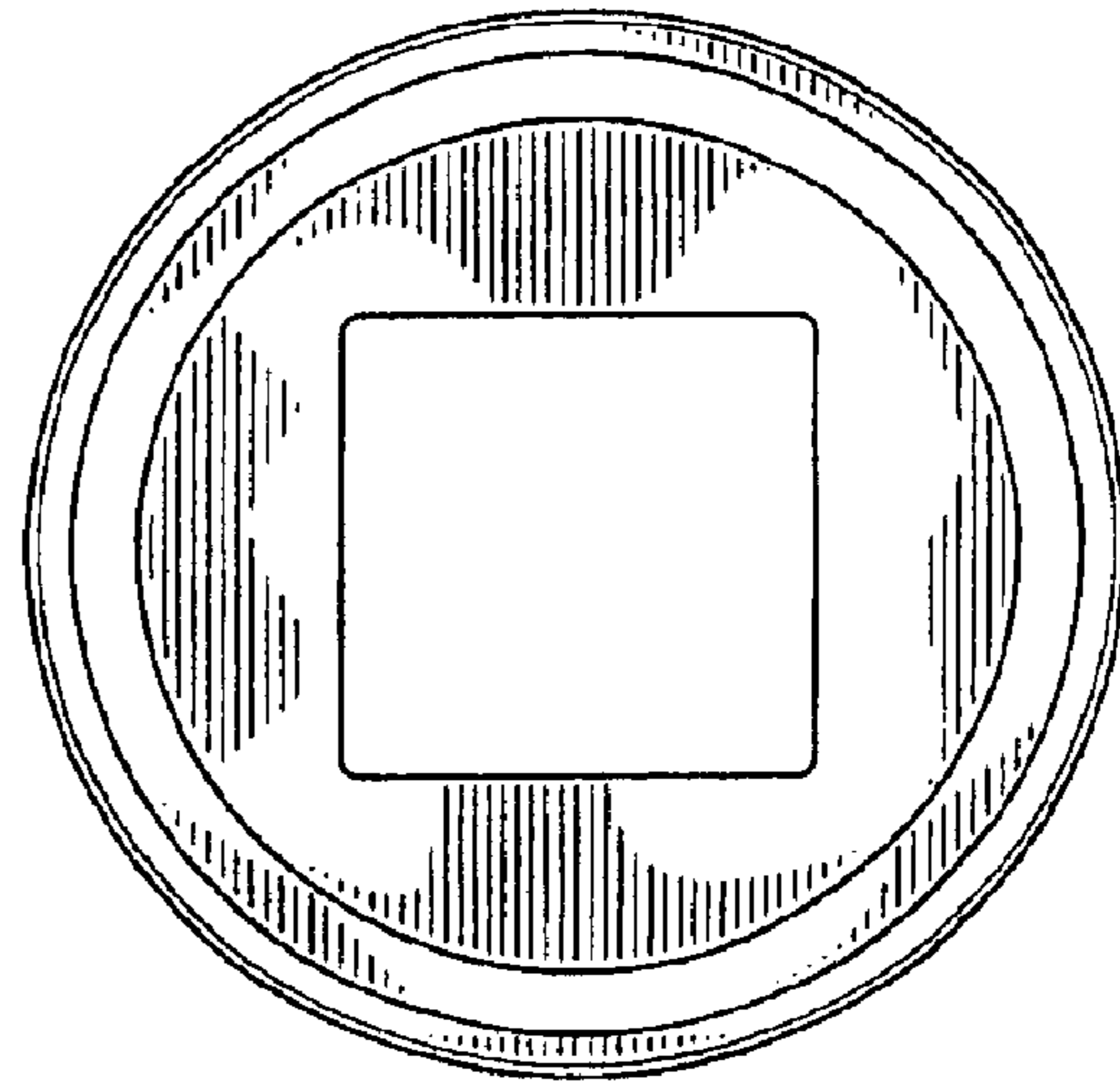


Fig. 7