

US00D501767S

(12) **United States Design Patent**  
**Kenny**

(10) **Patent No.: US D501,767 S**

(45) **Date of Patent: \*\* Feb. 15, 2005**

(54) **TRIM TOOL**

D322,924 S \* 1/1992 Shaub et al. .... D8/98

(75) Inventor: **Sean M. Kenny**, Greensboro, NC (US)

\* cited by examiner

(73) Assignee: **Horizon Tool, Inc.**, Greensboro, NC (US)

*Primary Examiner*—Holly Baynham

(74) *Attorney, Agent, or Firm*—MacCord Mason PLLC

(\*\*) Term: **14 Years**

(57) **CLAIM**

The ornamental design for a trim tool, as shown and described.

(21) Appl. No.: **29/177,632**

(22) Filed: **Mar. 13, 2003**

**DESCRIPTION**

(51) **LOC (7) Cl.** ..... **08-05**

FIG. 1 is a front perspective view of a trim tool showing my new design;

(52) **U.S. Cl.** ..... **D8/14**

FIG. 2 is a front view thereof;

(58) **Field of Search** ..... D8/14, 98; 30/294

FIG. 3 is a right side view thereof;

FIG. 4 is a left side view thereof;

FIG. 5 is a back view thereof;

FIG. 6 is a top view; and,

FIG. 7 is a bottom view.

(56) **References Cited**


**U.S. PATENT DOCUMENTS**

2,298,024 A \* 10/1942 Vallarelli ..... 30/294

3,276,119 A \* 10/1966 Brucker ..... 30/289

4,495,697 A \* 1/1985 Ruff ..... 30/294

**1 Claim, 7 Drawing Sheets**






FIG. 1




FIG. 2




FIG. 3

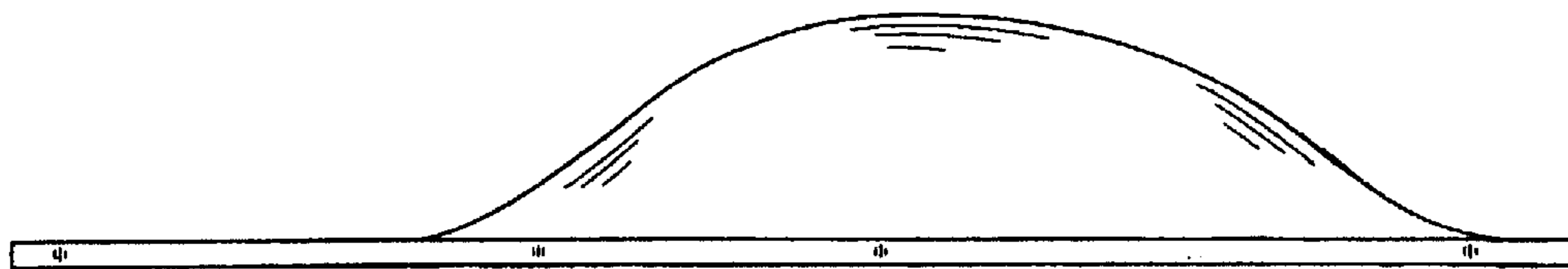


FIG. 4

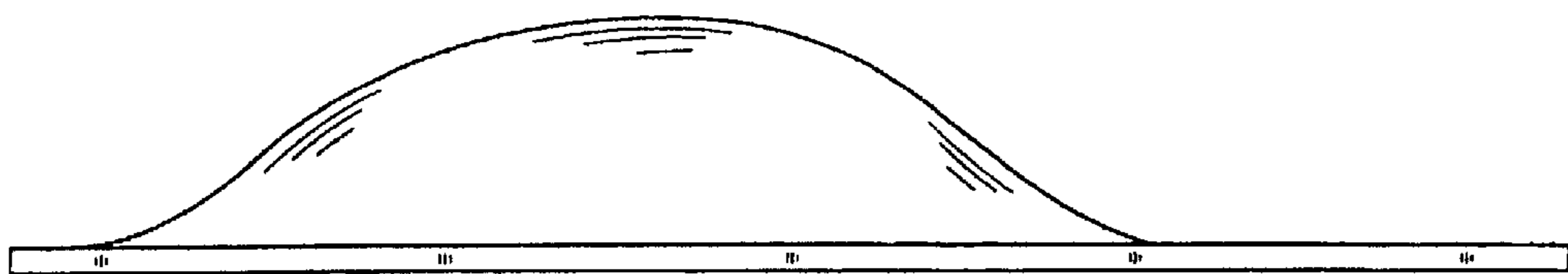


FIG. 5

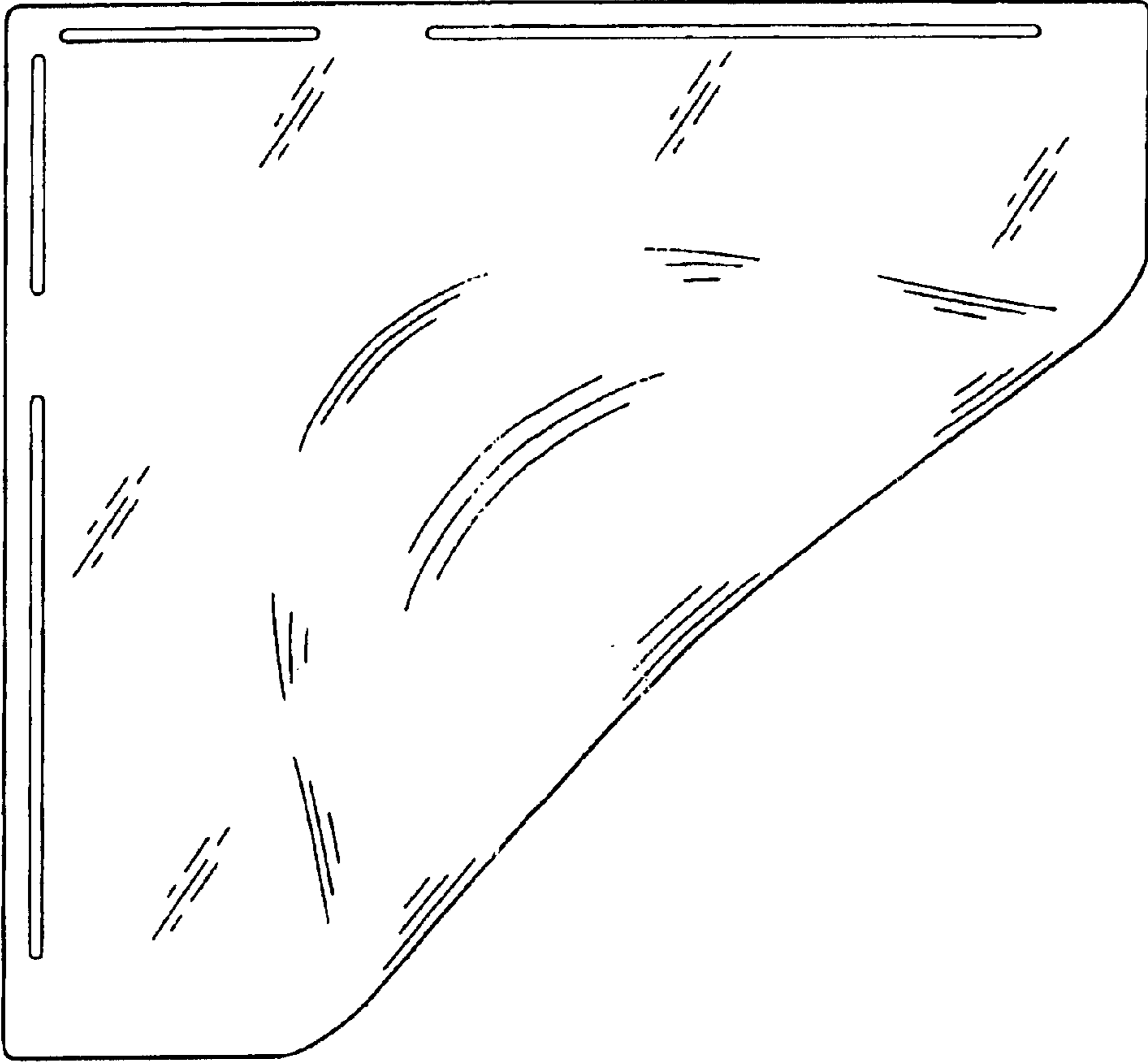


FIG. 6

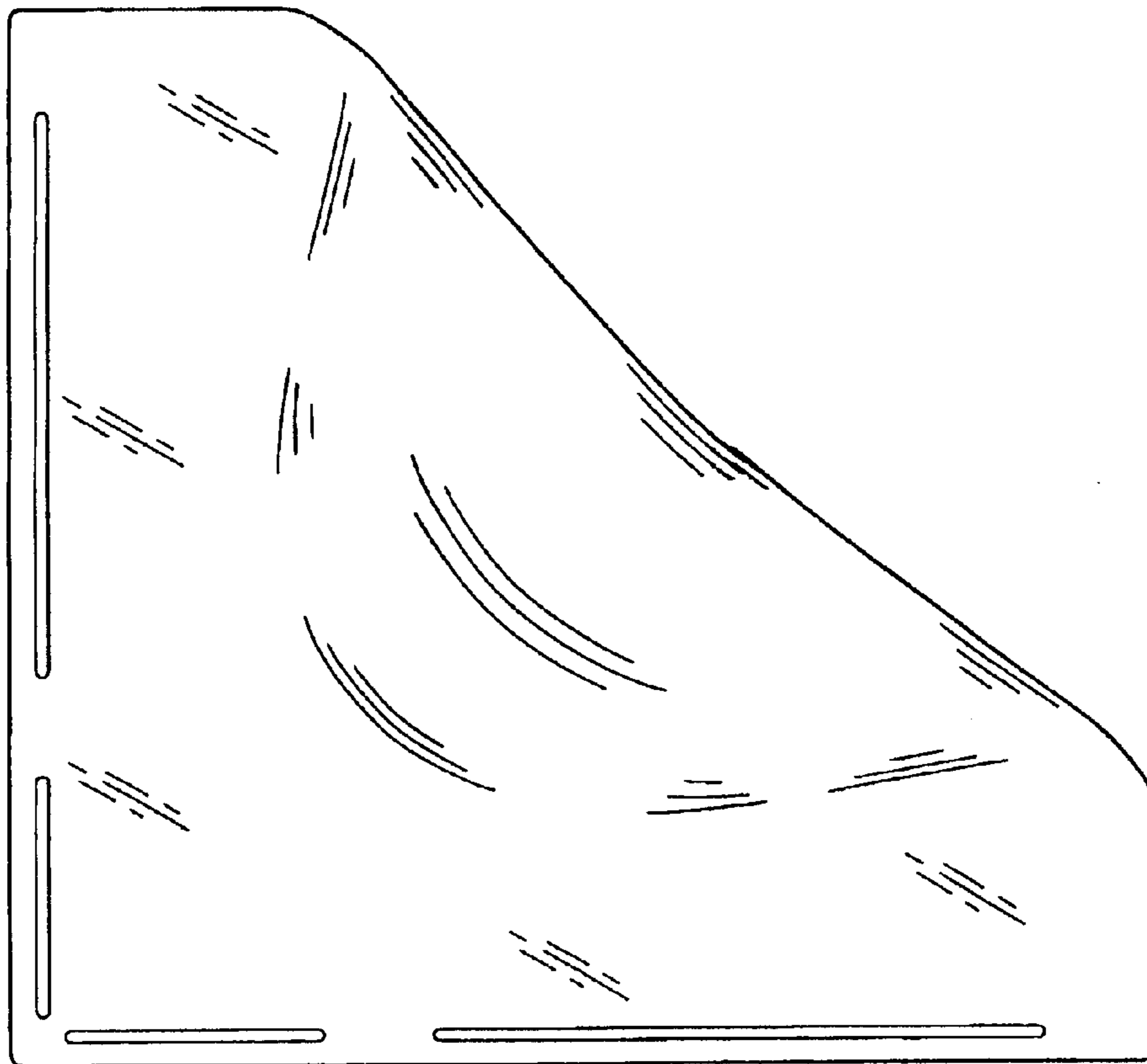


FIG. 7