

US00D501765S

(12) **United States Design Patent**
Tatic

(10) **Patent No.:** **US D501,765 S**
(45) **Date of Patent:** **** Feb. 15, 2005**

(54) **GARDEN SCISSORS**

(75) Inventor: **Aleksandar Tatic**, Milan (IT)
(73) Assignee: **Gardena Manufacturing GmbH** (DE)
(**) Term: **14 Years**

(21) Appl. No.: **29/199,401**
(22) Filed: **Feb. 13, 2004**

(30) **Foreign Application Priority Data**

Aug. 15, 2003 (DE) 403 05 374

(51) **LOC (7) Cl.** **08-01**
(52) **U.S. Cl.** **D8/5**
(58) **Field of Search** D8/5; 30/251-252,
30/261-262

(56) **References Cited**

U.S. PATENT DOCUMENTS

D347,556 S * 6/1994 Choi D8/5
D357,390 S * 4/1995 Thompson et al. D8/5
D405,663 S * 2/1999 Deville D8/5
D413,052 S * 8/1999 Staton D8/5
D464,543 S * 10/2002 Deville D8/5
D464,855 S * 10/2002 Clivio D8/5

OTHER PUBLICATIONS

Felco brochure "Swiss+Made" Jul. 2000, pp. 3 and 6.
Fiskars catalog "Gartenschneidgerate" 2001, pp. 8 and 13.
Wolf Garten catalog "Sortiment Saison 2001" 2000, pp. 22 and 24.
Corona catalog "The Professional Edge" 2000, pp. 7, 15, 17, 29 and three others.

* cited by examiner

Primary Examiner—Holly Baynham

(74) *Attorney, Agent, or Firm*—Akerman Senterfitt

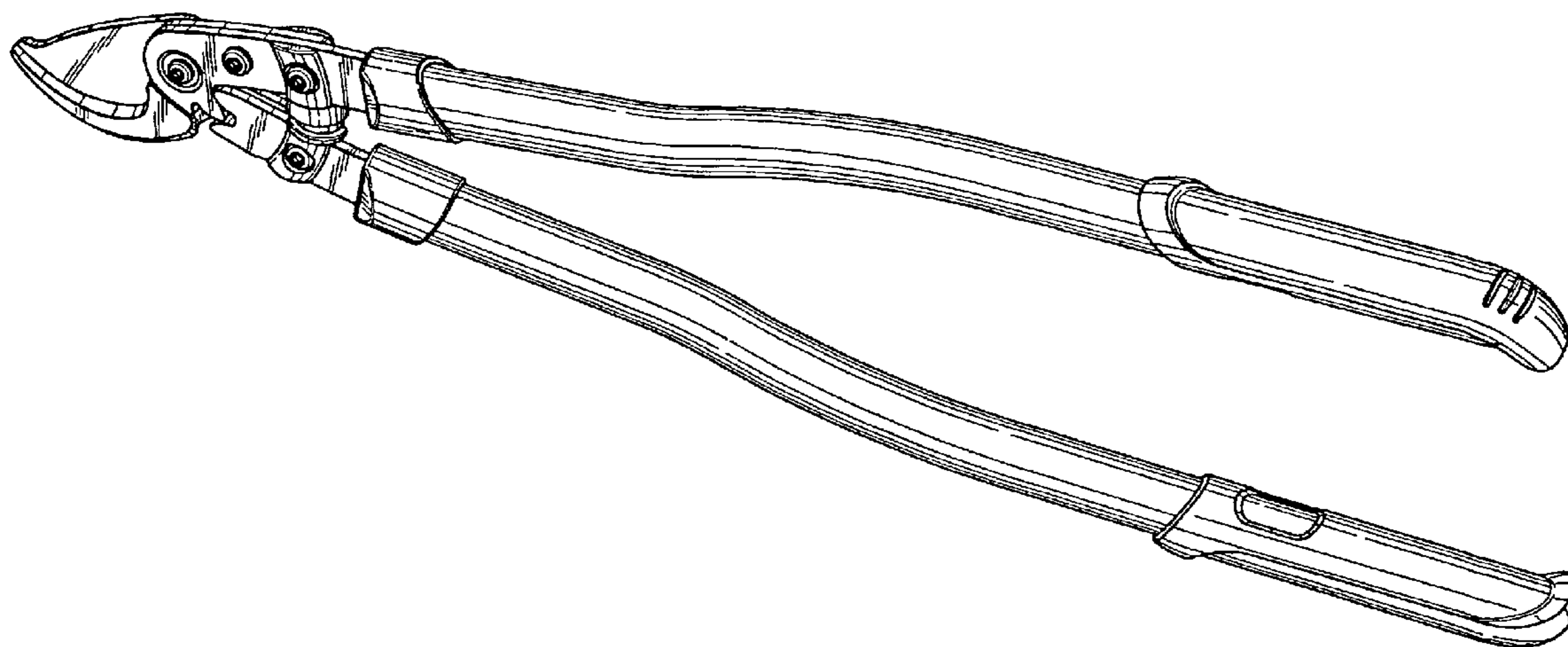
(57) **CLAIM**

The ornamental design for garden scissors, as shown and described.

DESCRIPTION

FIG. 1: is a side perspective view of the garden scissors showing my new design;
FIG. 2: is a bottom plan view thereof;
FIG. 3: is a top plan view thereof;
FIG. 4: is a rear elevation view thereof;
FIG. 5: is a side elevation view thereof;
FIG. 6: is the opposite side elevation view thereof; and,
FIG. 7: is a front elevation view thereof.

1 Claim, 3 Drawing Sheets



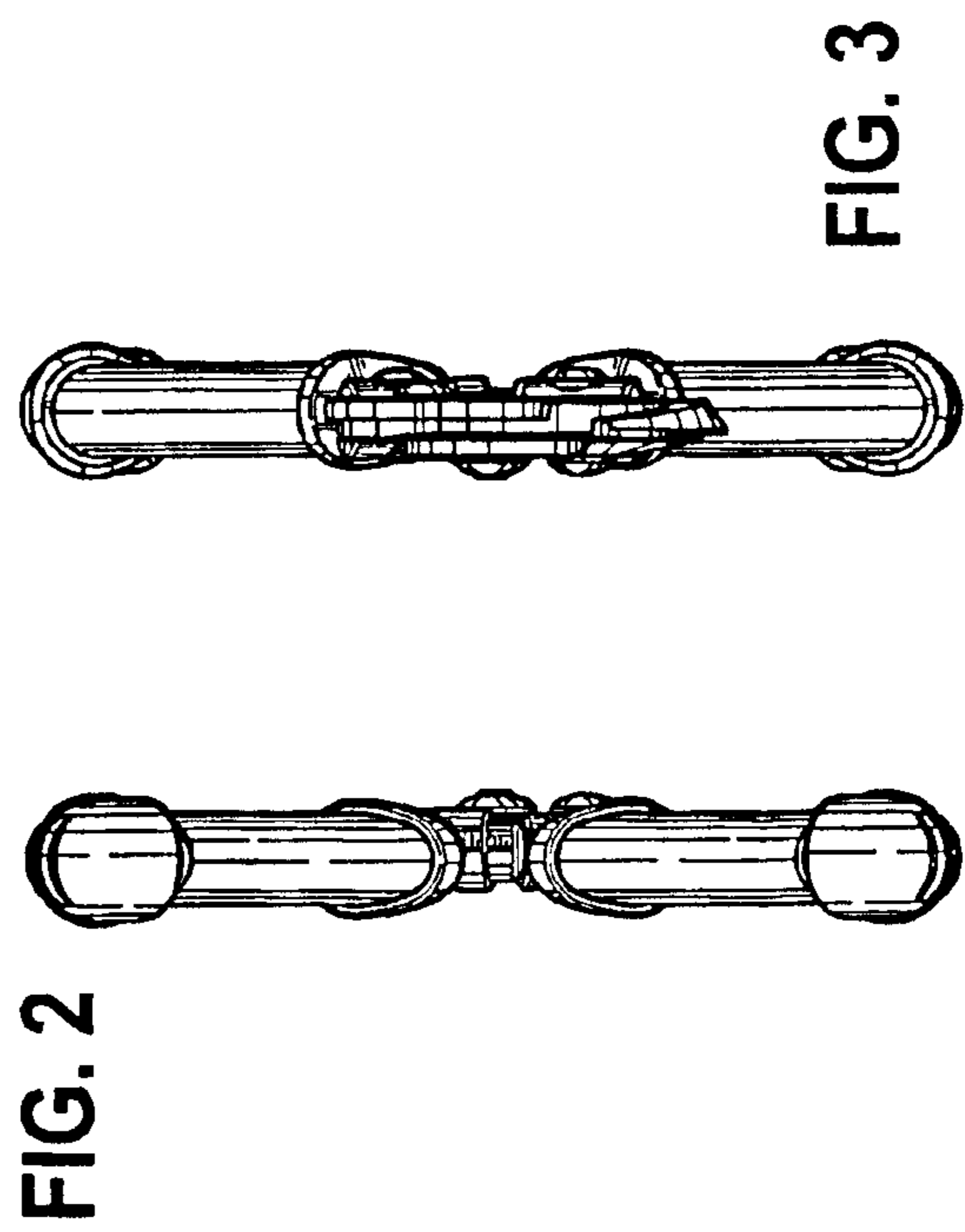
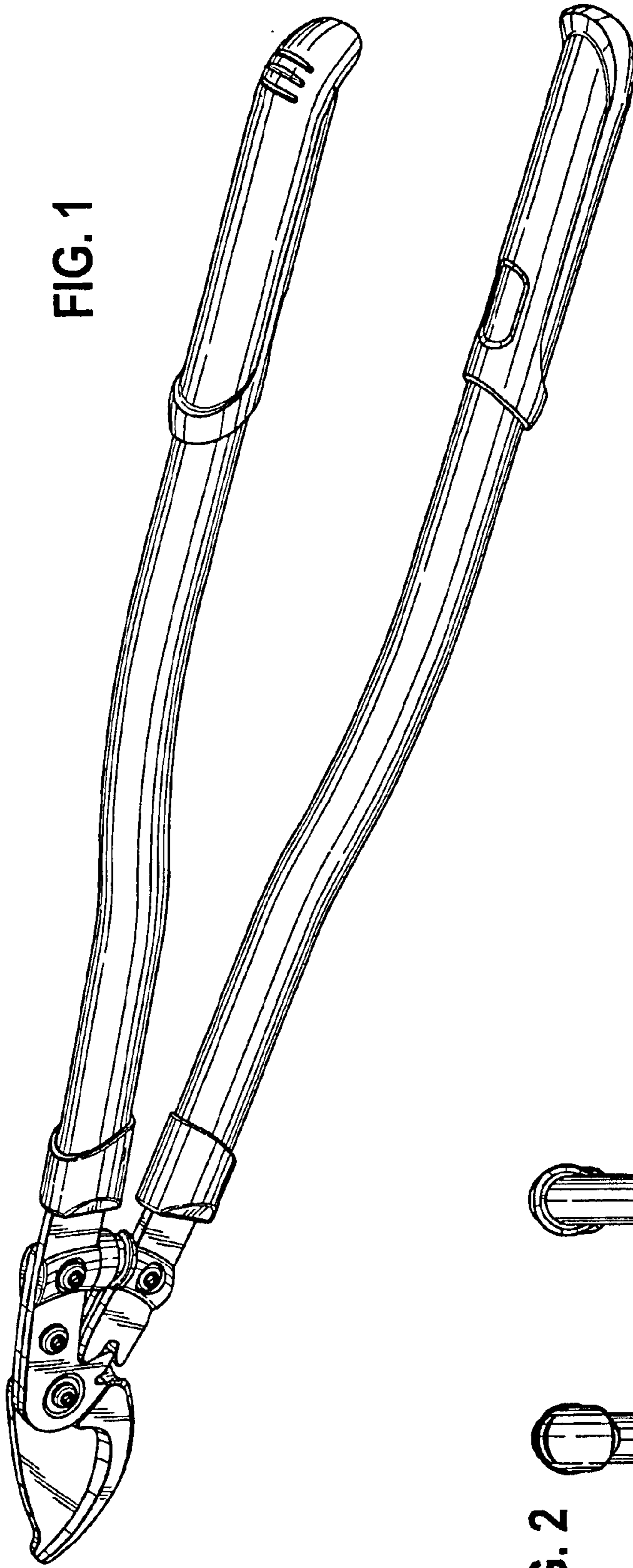


FIG. 4

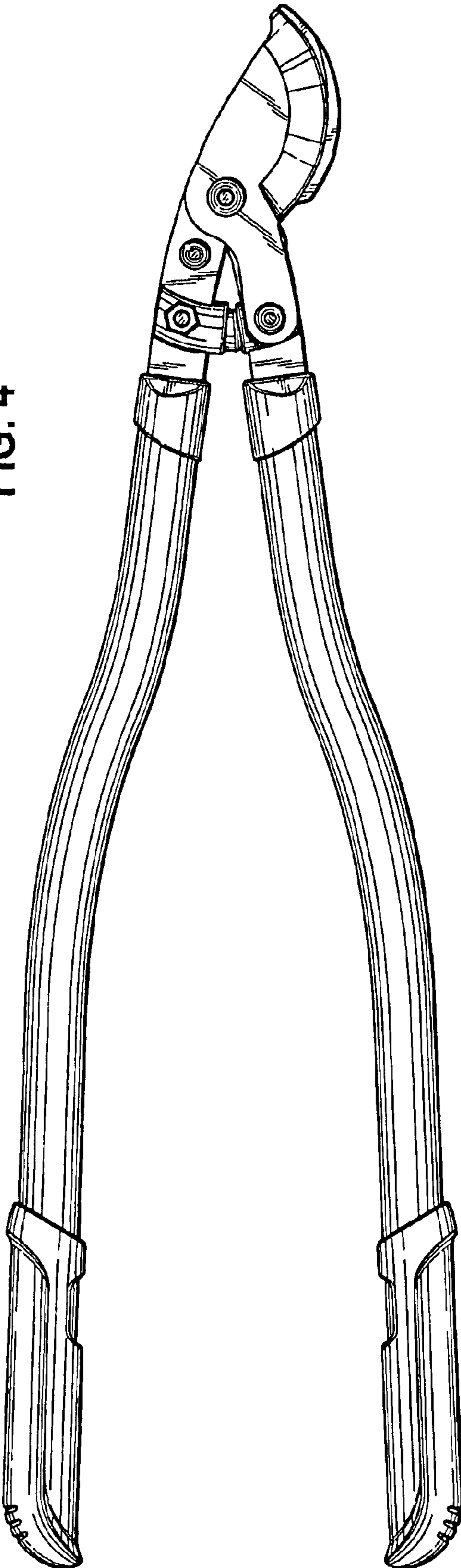


FIG. 5





FIG. 6

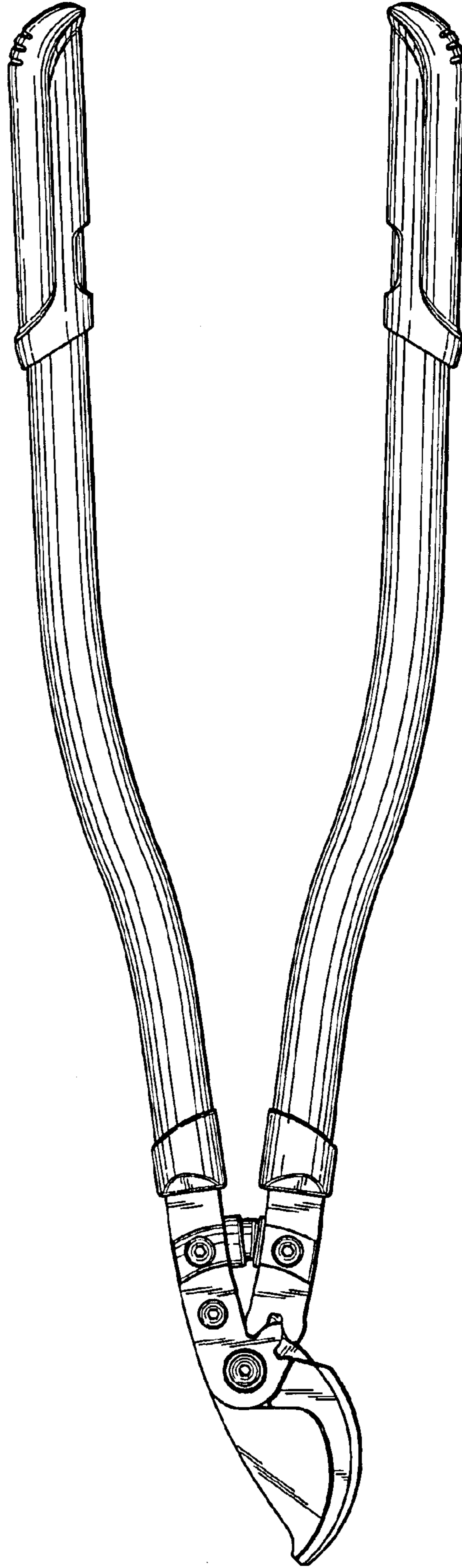


FIG. 7