

US00D501762S

(12) **United States Design Patent**  
**Wolhendler**

(10) **Patent No.:** **US D501,762 S**

(45) **Date of Patent:** **\*\* Feb. 15, 2005**

(54) **BORDER FOR A PLATE OR BOWL**

(76) **Inventor:** **Joseph Wolhendler**, 3832 Lime Ave.,  
Brooklyn, NY (US) 11224

(\*\*) **Term:** **14 Years**

(21) **Appl. No.:** **29/172,147**

(22) **Filed:** **Dec. 6, 2002**

(51) **LOC (7) Cl.** ..... **07-01**

(52) **U.S. Cl.** ..... **D7/570; D7/584; D7/566**

(58) **Field of Search** ..... **D7/566, 568, 570,**  
**D7/584, 588, 565, 396.5; 220/574, 575**

(56) **References Cited**

**U.S. PATENT DOCUMENTS**

- D19,116 S \* 5/1889 Locke ..... D11/140
- D52,817 S \* 12/1918 Beiswanger ..... D7/565
- D56,334 S \* 10/1920 Beiswanger ..... D7/565
- D76,557 S \* 10/1928 Sebring ..... D7/570
- D93,184 S \* 8/1934 Rutledge ..... D7/570
- D101,520 S \* 10/1936 Cowan ..... D7/570
- D102,862 S \* 1/1937 Sebring ..... D7/570
- D109,529 S \* 5/1938 Kato ..... D7/570
- D115,801 S \* 7/1939 Sakier ..... D7/566
- D273,927 S \* 5/1984 Knutson ..... D7/566
- D285,888 S \* 9/1986 Everhan ..... D7/570
- D286,001 S \* 10/1986 Everhan ..... D7/570

- D335,798 S \* 5/1993 Crawford et al. .... D7/584
- D374,153 S \* 10/1996 Moreno-Montemayor ... D7/568
- D413,487 S \* 9/1999 Vitali ..... D7/505
- D461,101 S \* 8/2002 Garbo ..... D7/554.2
- D476,529 S \* 7/2003 McMullin ..... D7/570

\* cited by examiner

*Primary Examiner*—M. N. Pandozzi

(74) *Attorney, Agent, or Firm*—Stephen E. Feldman, PC

(57) **CLAIM**

The ornamental design for a border for a plate or bowl, as shown and described.

**DESCRIPTION**

FIG. 1 is a top plain view of a border for a plate or bowl showing my new design;

FIG. 2 is a side elevational view thereof;

FIG. 3 is a bottom plain view thereof;

FIG. 4 is a side elevational view thereof;

FIG. 5 is a top plain view showing a second embodiment of my new design;

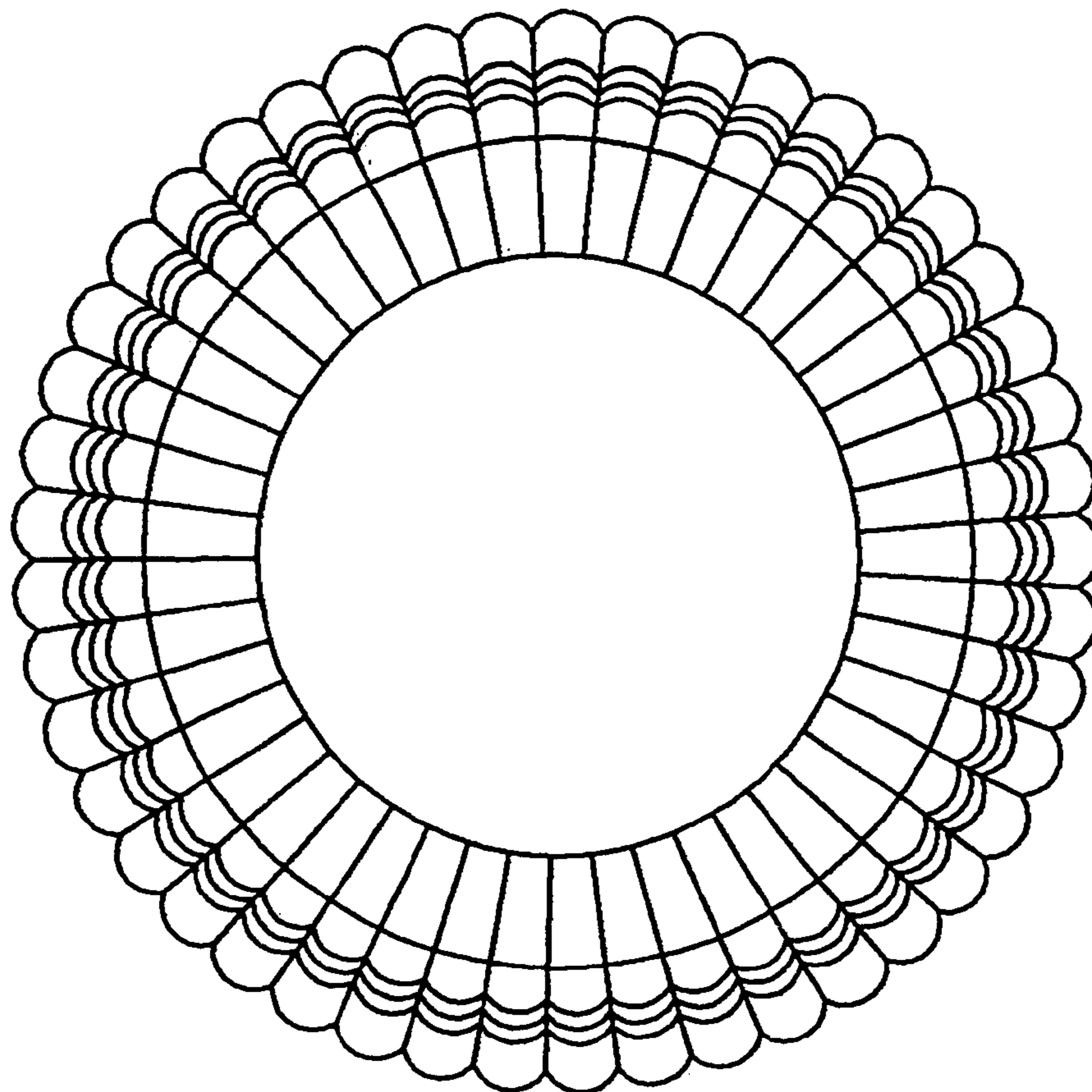
FIG. 6 is a side elevational view thereof;

FIG. 7 is a bottom plain view thereof; and,

FIG. 8 is a side elevational view thereof.

The broken lines in the drawings are for illustrative purposes only and form no part of the claimed design.

**1 Claim, 2 Drawing Sheets**






Fig. 2

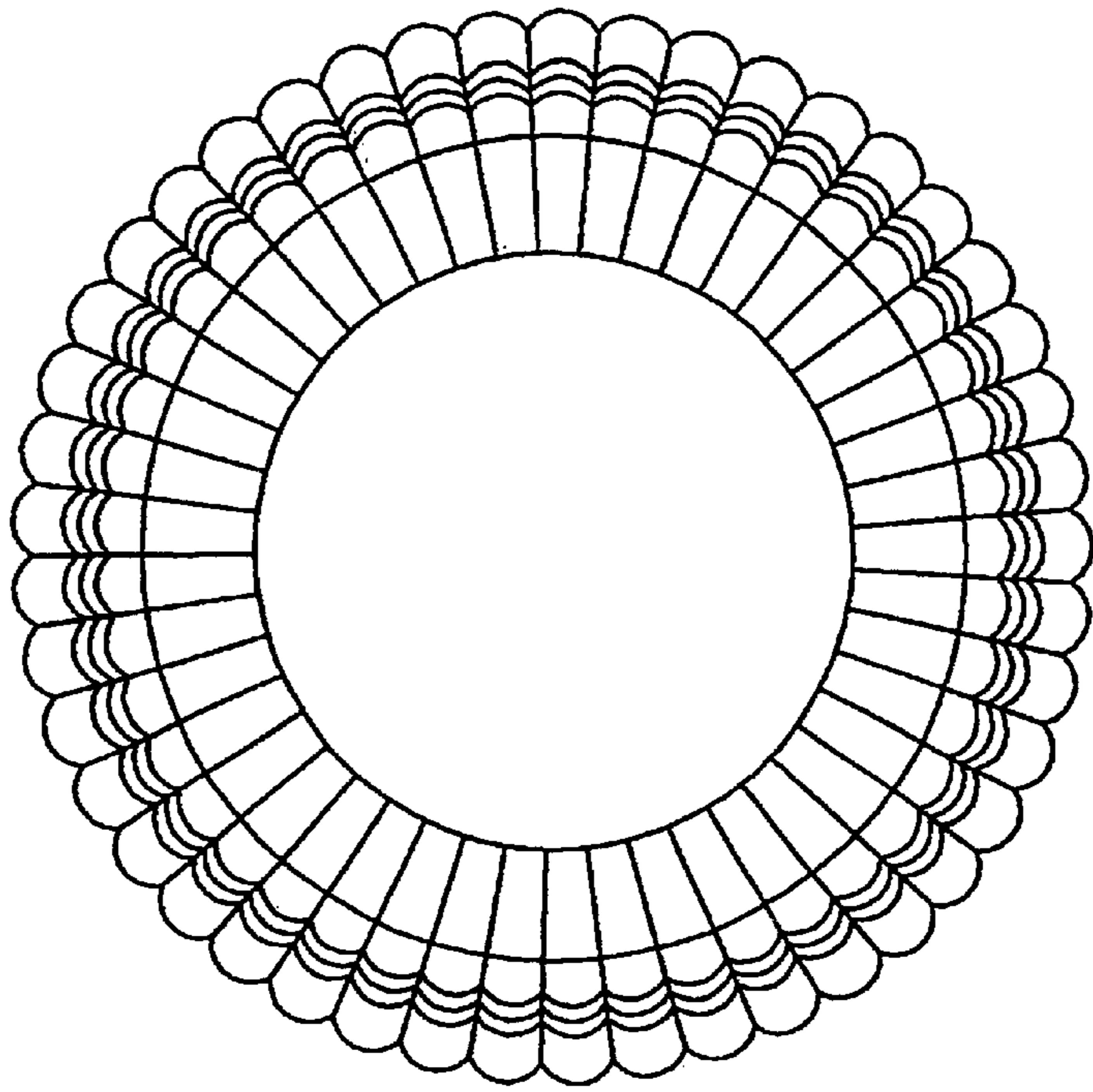


Fig. 1




Fig. 4




Fig. 3



Fig. 6

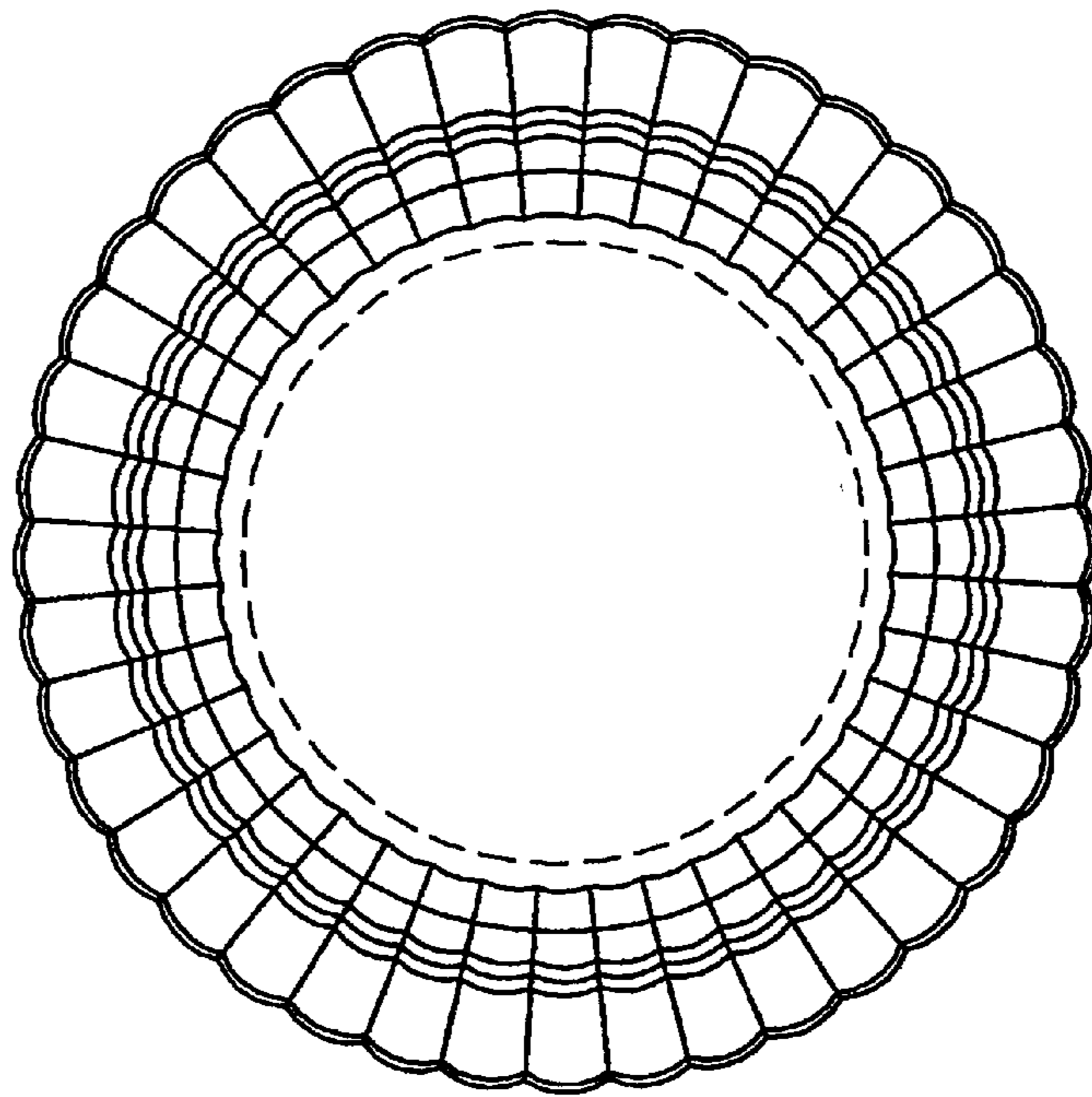


Fig. 5



Fig. 8

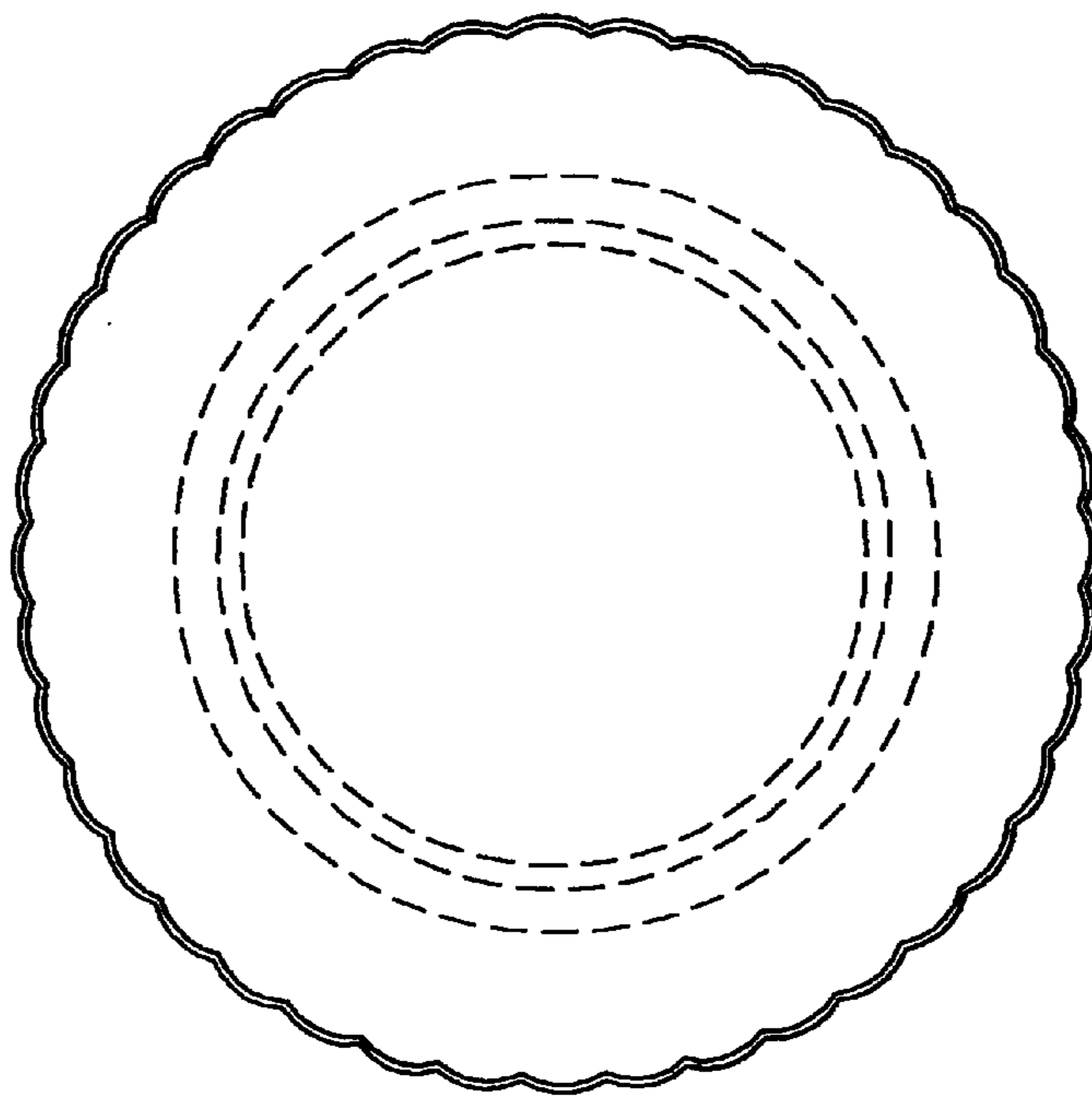


Fig. 7