



US00D501761S

(12) **United States Design Patent**
Glander et al.

(10) **Patent No.: US D501,761 S**
(45) **Date of Patent: ** Feb. 15, 2005**

(54) **PALETTE TRAY**
(75) Inventors: **Susan Ann Glander**, Birchwood, MN
(US); **Timothy Andrew Bachman**,
Saint Paul, MN (US)

(73) Assignee: **Tyco Plastics Services AG**
(**) Term: **14 Years**

(21) Appl. No.: **29/178,154**
(22) Filed: **Mar. 24, 2003**

(51) **LOC (7) Cl.** **07-01**
(52) **U.S. Cl.** **D7/553.5**
(58) **Field of Search** D7/360, 394, 587,
D7/586, 565, 571, 560, 545, 555.1, 554.1-554.4,
548; 211/74; 220/223.83, 574; 493/167;
D9/431, 655-657; 229/106

(56) **References Cited**
U.S. PATENT DOCUMENTS
D97,108 S * 10/1935 Worthington et al. D7/587

3,498,470 A * 3/1970 Thomas 211/74
D272,505 S * 2/1984 Daenen et al. D7/554.3
D301,820 S * 6/1989 Wasserman D7/553.5
4,966,297 A * 10/1990 Doty 220/23.83
D336,407 S * 6/1993 Harding et al. D7/553.5
D442,830 S * 5/2001 Raucci D7/553.5
D469,312 S * 1/2003 Linberg et al. D7/554.3

* cited by examiner

Primary Examiner—Charles A. Rademaker

(57) **CLAIM**

The ornamental design for a palette tray, as shown.

DESCRIPTION

FIG. 1 is a perspective view of the palette tray showing our new design;
FIG. 2 is a top plan view thereof;
FIG. 3 is a bottom plan view thereof; and,
FIG. 4 is a side elevation thereof.

1 Claim, 4 Drawing Sheets

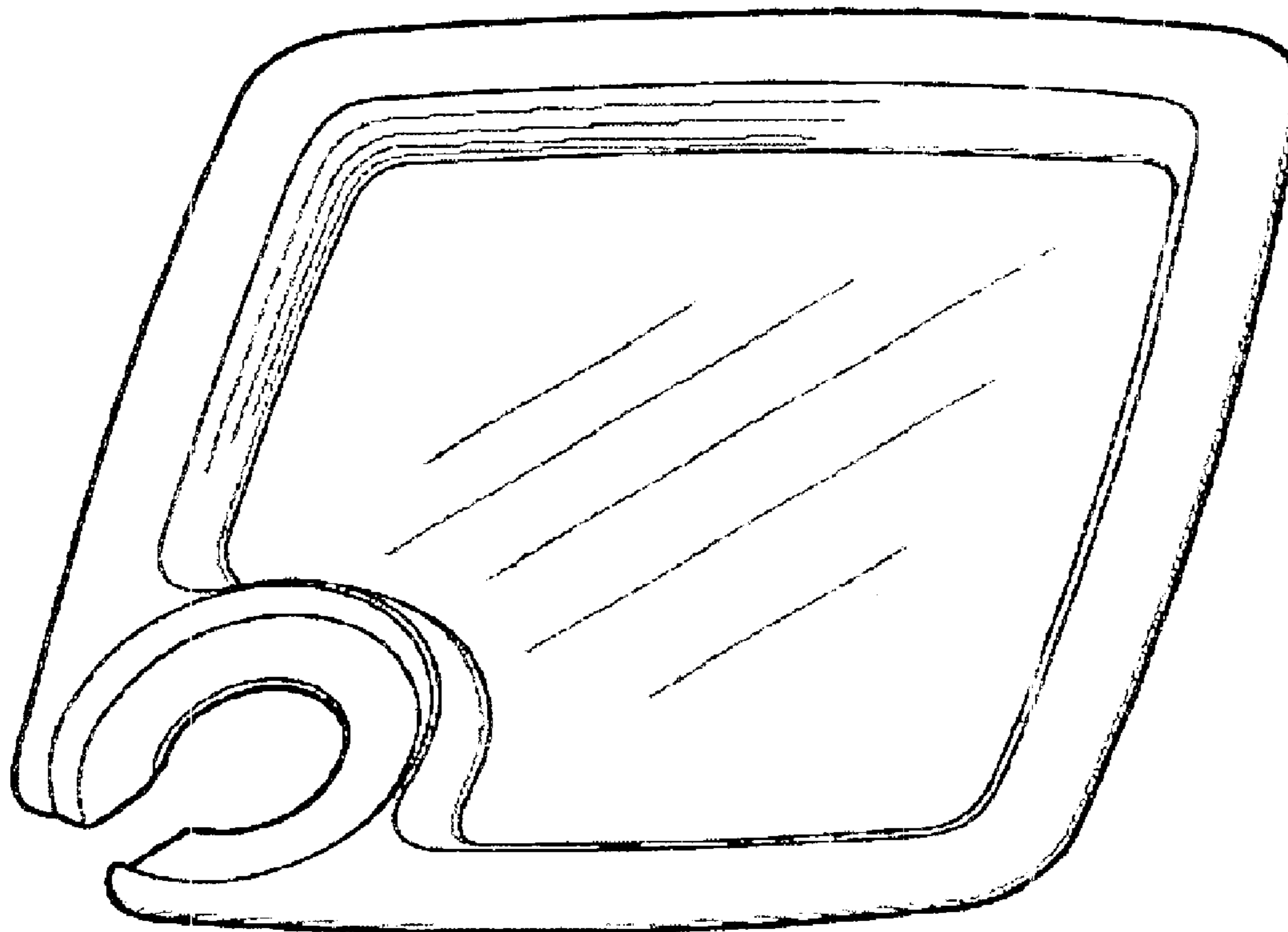


FIGURE 1

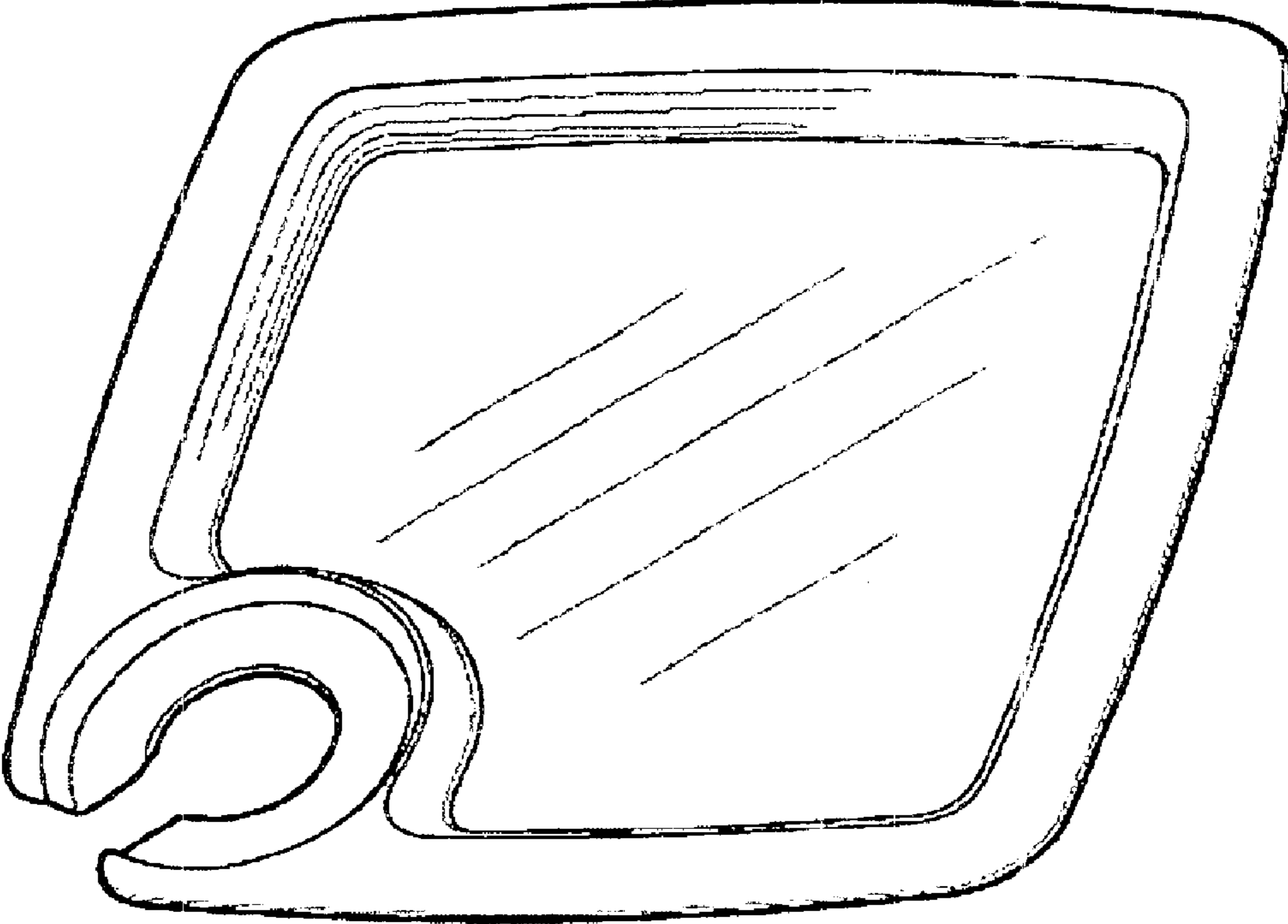


FIGURE 2

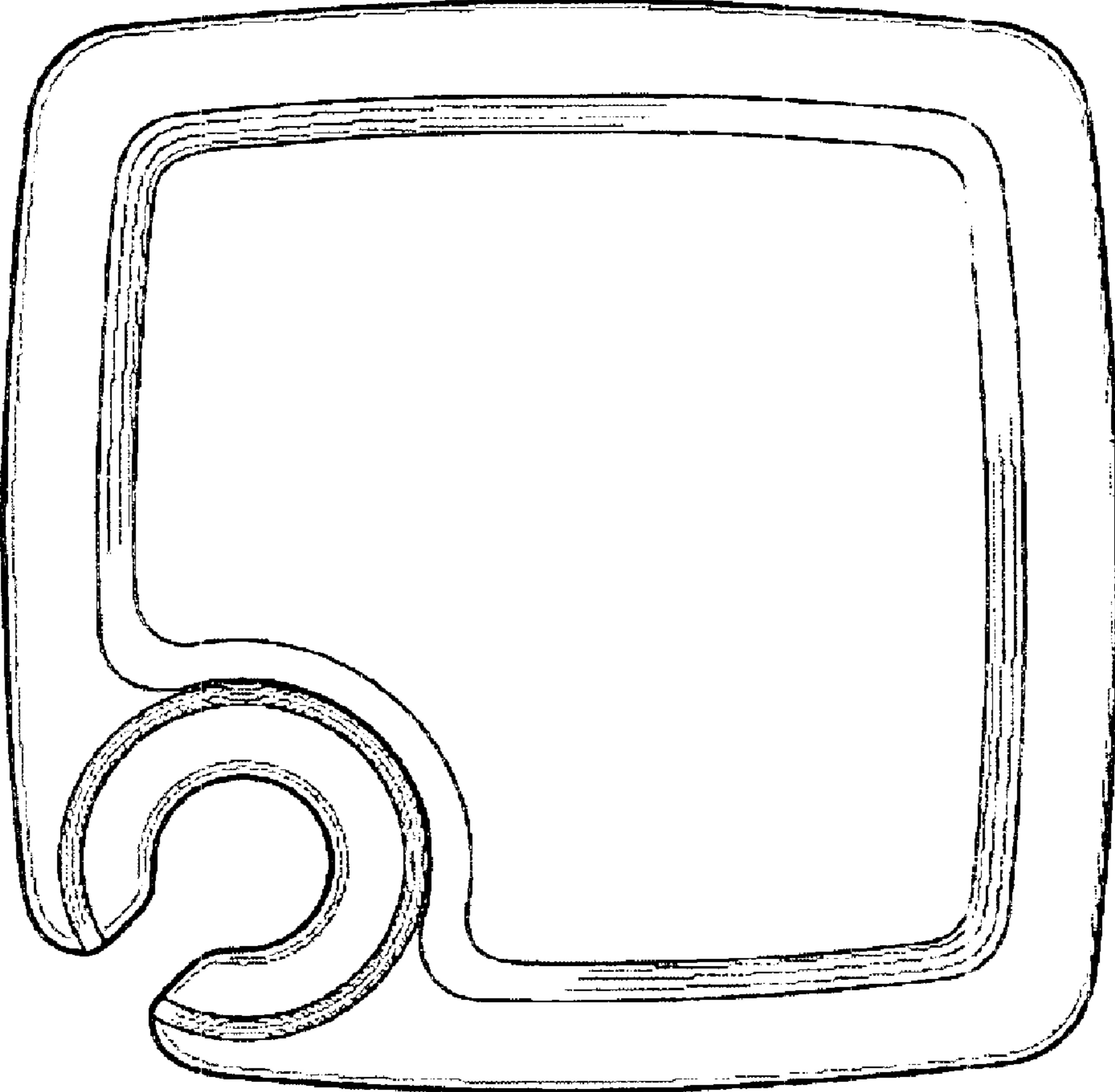


FIGURE 3

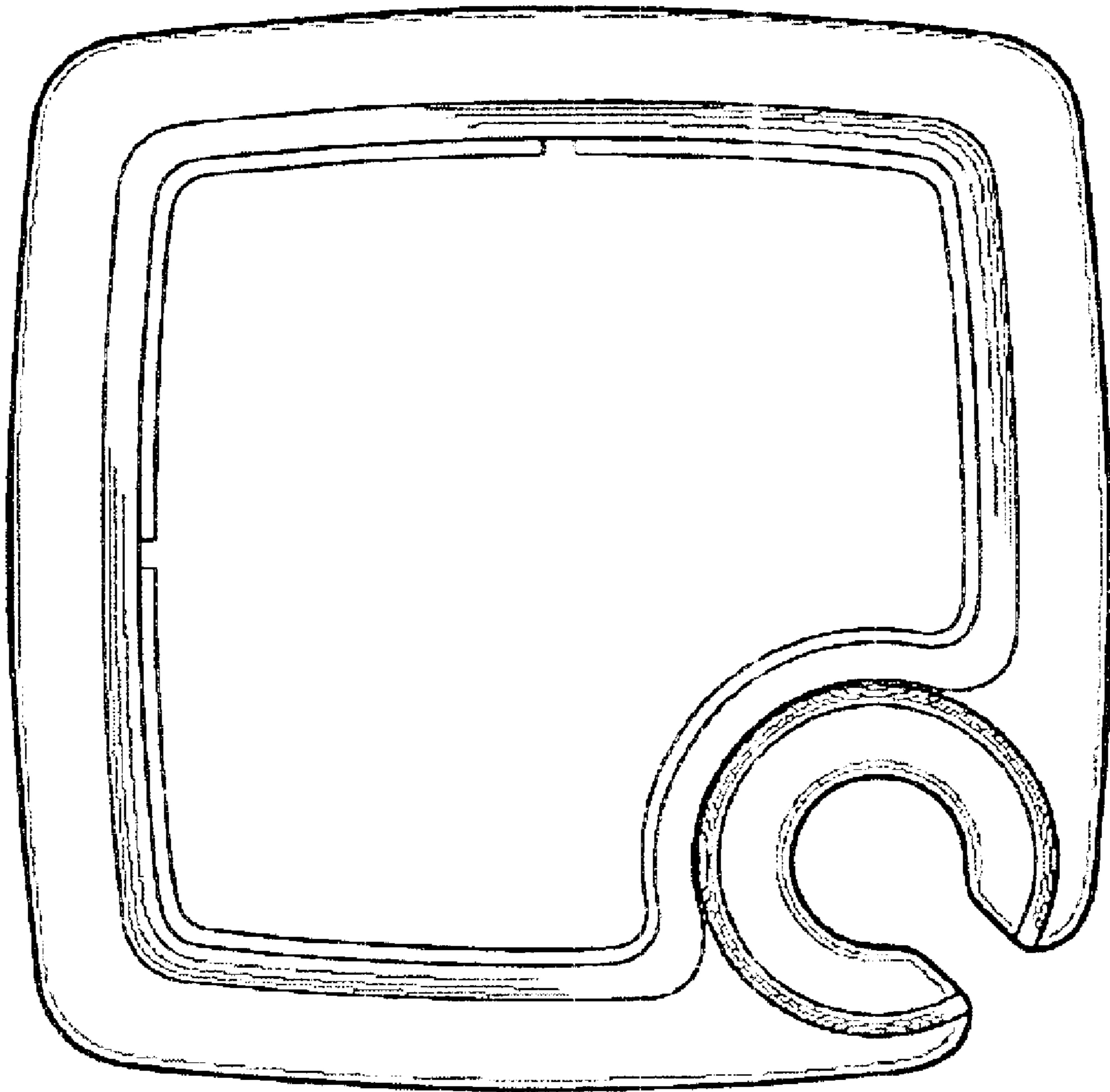


FIGURE 4

