

US00D501757S

(12) **United States Design Patent**  
**Levinger**

(10) **Patent No.:** **US D501,757 S**  
(45) **Date of Patent:** **\*\* Feb. 15, 2005**

(54) **LIGHTER**

(75) **Inventor:** **Frederick N. Levinger**, Providence, RI (US)

(73) **Assignee:** **Colibri Corporation**, RI (US)

(\*\*) **Term:** **14 Years**

(21) **Appl. No.:** **29/207,626**

(22) **Filed:** **Jun. 16, 2004**

(51) **LOC (7) Cl.** ..... **07-99**

(52) **U.S. Cl.** ..... **D7/416**

(58) **Field of Search** ..... D7/416, 417; D27/130, D27/160, 142, 139; 126/401, 25 B, 229, 521, 409, 403, 406; 431/255, 328, 344, 153, 345; 417/411

(56) **References Cited**

**U.S. PATENT DOCUMENTS**

4,502,465	A	*	3/1985	Yoshinaga et al.	.....	126/409
D293,603	S	*	1/1988	Matsumaru	.....	D7/416
5,490,496	A	*	2/1996	Lin	.....	126/414
D410,819	S	*	6/1999	Hsu	.....	D7/416

D458,512	S	*	6/2002	Dijkstra	.....	D7/416
D461,366	S	*	8/2002	Dijkstra	.....	D7/416
D484,741	S	*	1/2004	Tardiff et al.	.....	D7/416
D484,742	S	*	1/2004	Kim	.....	D7/416
D489,224	S	*	5/2004	Kwok	.....	D7/416
D495,204	S	*	8/2004	Fontaine	.....	D7/416

\* cited by examiner

*Primary Examiner*—M. N. Pandozzi

(74) *Attorney, Agent, or Firm*—Salter & Michaelson

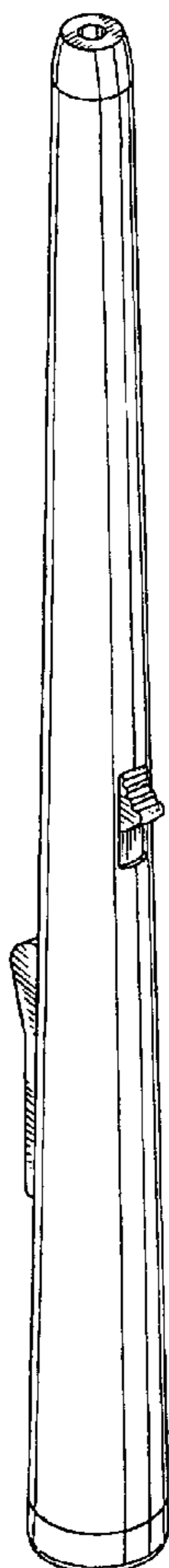
(57) **CLAIM**

The ornamental design for a lighter, as shown and described.

**DESCRIPTION**

FIG. 1 is a perspective view of a lighter showing my new design;  
 FIG. 2 is a left side elevational view thereof, the right side being a mirror image thereof;  
 FIG. 3 is a front elevational view thereof;  
 FIG. 4 is a rear elevational view thereof;  
 FIG. 5 is a top plan view thereof; and,  
 FIG. 6 is a bottom plan view thereof.

**1 Claim, 3 Drawing Sheets**






FIG. 1

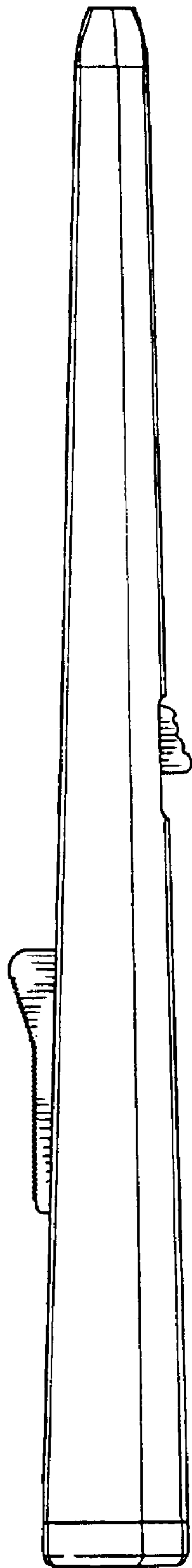


FIG. 2

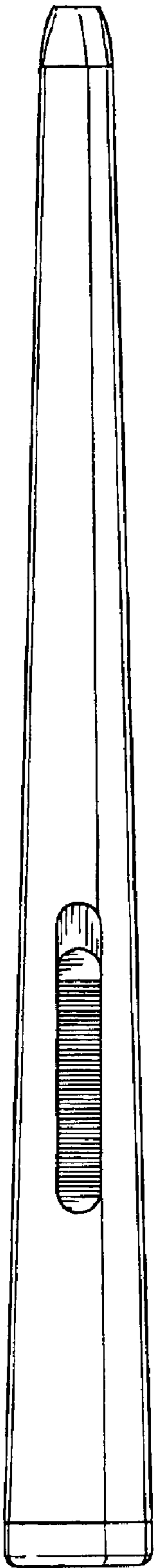


FIG. 3

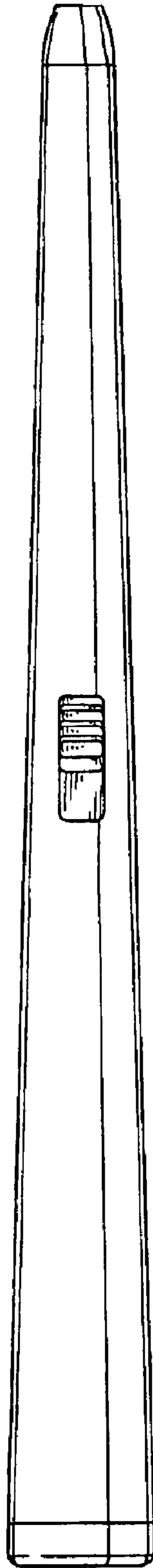


FIG. 4

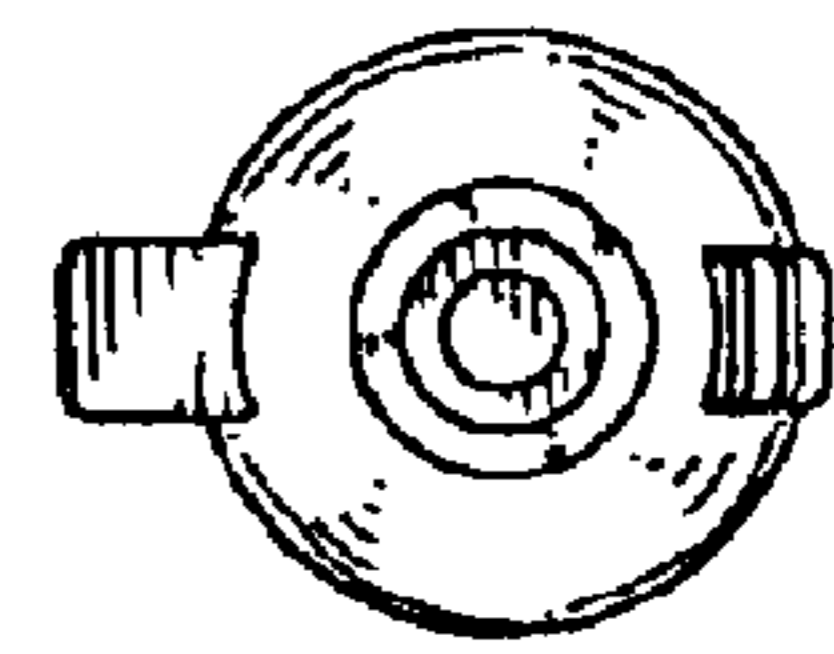


FIG. 5

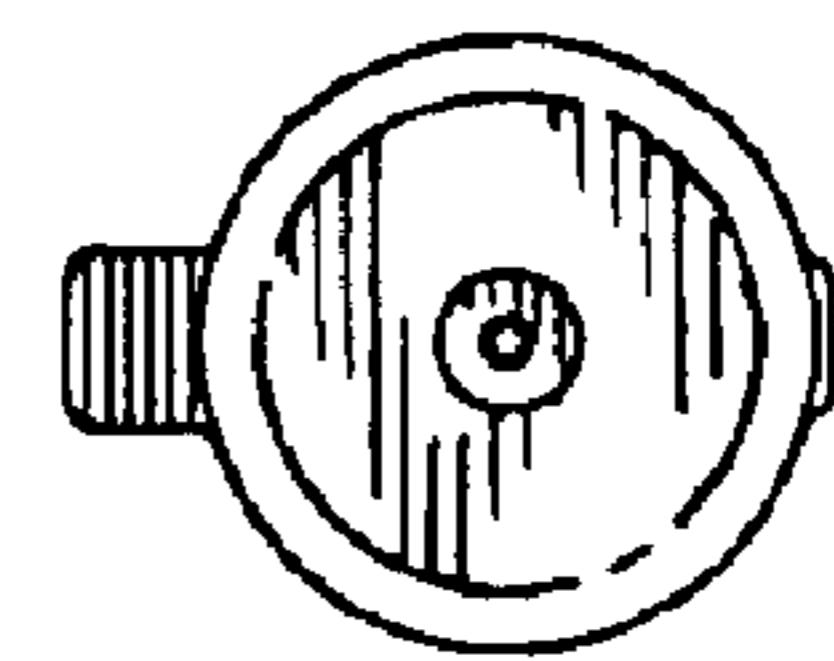


FIG. 6