

US00D501756S

(12) **United States Design Patent**
Nikkhah

(10) **Patent No.:** **US D501,756 S**

(45) **Date of Patent:** **** Feb. 15, 2005**

(54) **PERSONAL BLENDER CUP**

(75) **Inventor:** **Ali Nikkhah, Mission Viejo, CA (US)**

(73) **Assignee:** **Sylmark Holdings Limited (IE)**

(**) **Term:** **14 Years**

(21) **Appl. No.:** **29/204,079**

(22) **Filed:** **Apr. 23, 2004**

(51) **LOC (7) Cl. 31-00**

(52) **U.S. Cl. D7/413**

(58) **Field of Search** D7/376-379, 386,
D7/412, 413, 415, 306, 309, 311, 509,
523, 529, 530; 99/348; 366/197-214, 241-254,
314, 341, 349

5,720,552 A	2/1998	Schindlegger	
D396,777 S	8/1998	Inoue	
D398,187 S	9/1998	Parker	
D398,815 S	9/1998	Hatsumoto et al.	
D403,202 S	* 12/1998	Cousins	D7/378
D404,613 S	1/1999	Hatsumoto et al.	
D406,011 S	2/1999	Hatsumoto et al.	
D428,769 S	8/2000	Mensch et al.	
D429,959 S	8/2000	Otake	
D444,349 S	7/2001	Lin	
D448,236 S	* 9/2001	Murray	D7/326
D450,529 S	* 11/2001	Smith	D7/378
D460,895 S	7/2002	Lin	
D479,949 S	9/2003	Janky	
D480,918 S	10/2003	Belton et al.	
D483,226 S	12/2003	Belton et al.	
D484,743 S	1/2004	Furlong	
D487,668 S	* 3/2004	Sands	D7/378

* cited by examiner

(56) **References Cited**

U.S. PATENT DOCUMENTS

2,673,115 A	3/1954	Vrana	
D218,872 S	9/1970	Weichsel	
3,704,864 A	12/1972	Lee	
D281,945 S	12/1985	Boyce	
D318,398 S	* 7/1991	Disco	D7/378
D343,991 S	2/1994	Schaeppi	
D349,429 S	8/1994	Morehead	
D364,319 S	11/1995	Schaeppi	
D366,595 S	* 1/1996	Dobson et al.	D7/384
D366,810 S	2/1996	Yeh	
D372,838 S	8/1996	Feltman et al.	
D383,644 S	9/1997	Feil	
D388,275 S	* 12/1997	Joergensen	D7/319
5,711,602 A	1/1998	Rohring et al.	

Primary Examiner—Caron D. Veynar

(74) *Attorney, Agent, or Firm*—Kathy Mojibi Kavcioglu

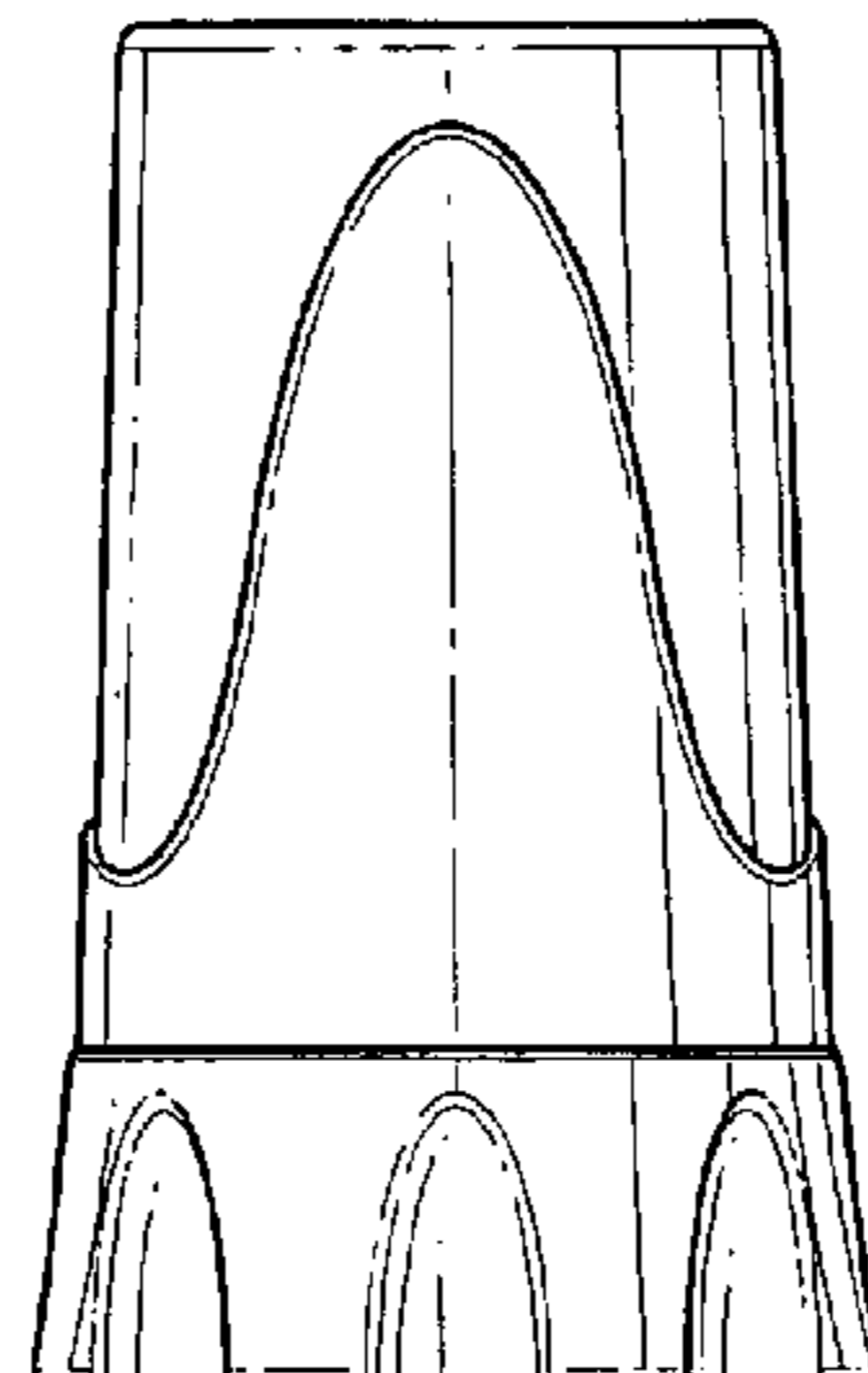
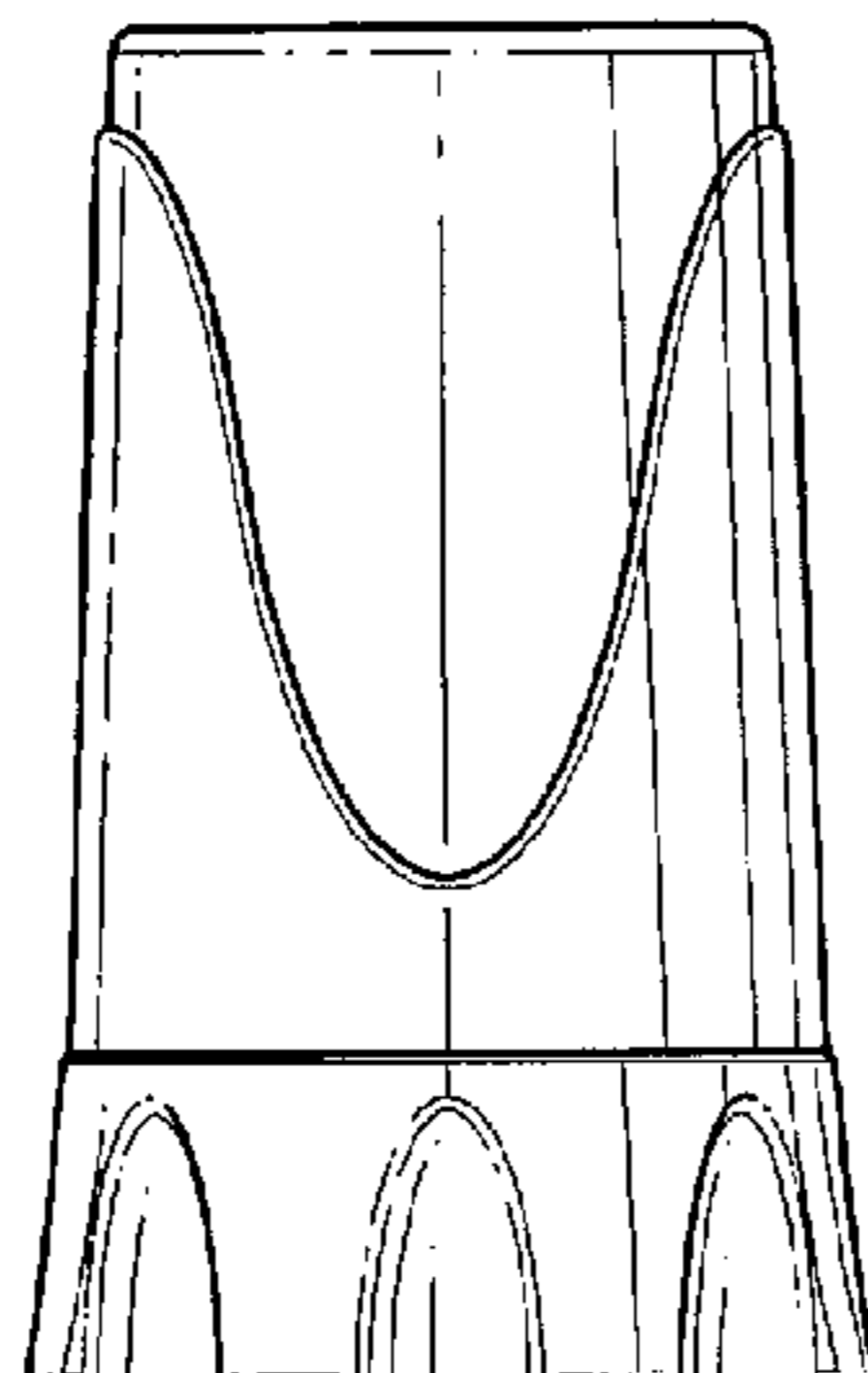
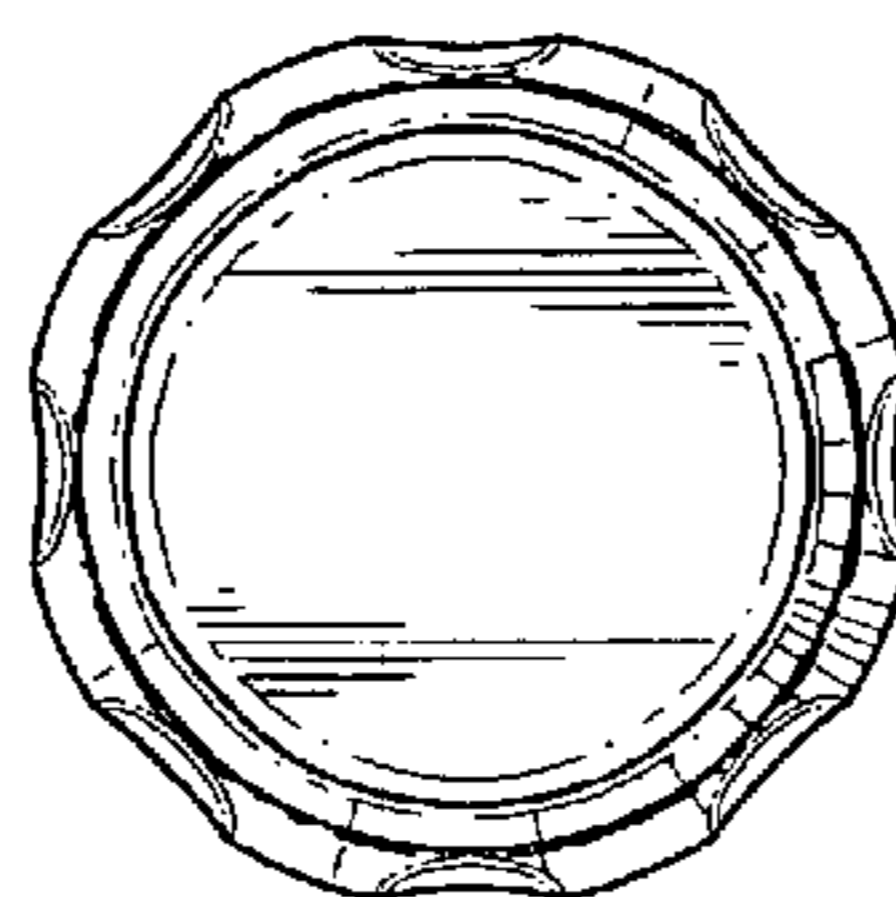
(57) **CLAIM**

I claim the ornamental design for the personal blender cup, as shown and described.

DESCRIPTION

FIG. 1 is a top plan view of a personal blender cup showing my new design;
FIG. 2 is a side elevational view thereof;
FIG. 3 is a front elevational view thereof; and,
FIG. 4 is a bottom plan view thereof.

1 Claim, 1 Drawing Sheet



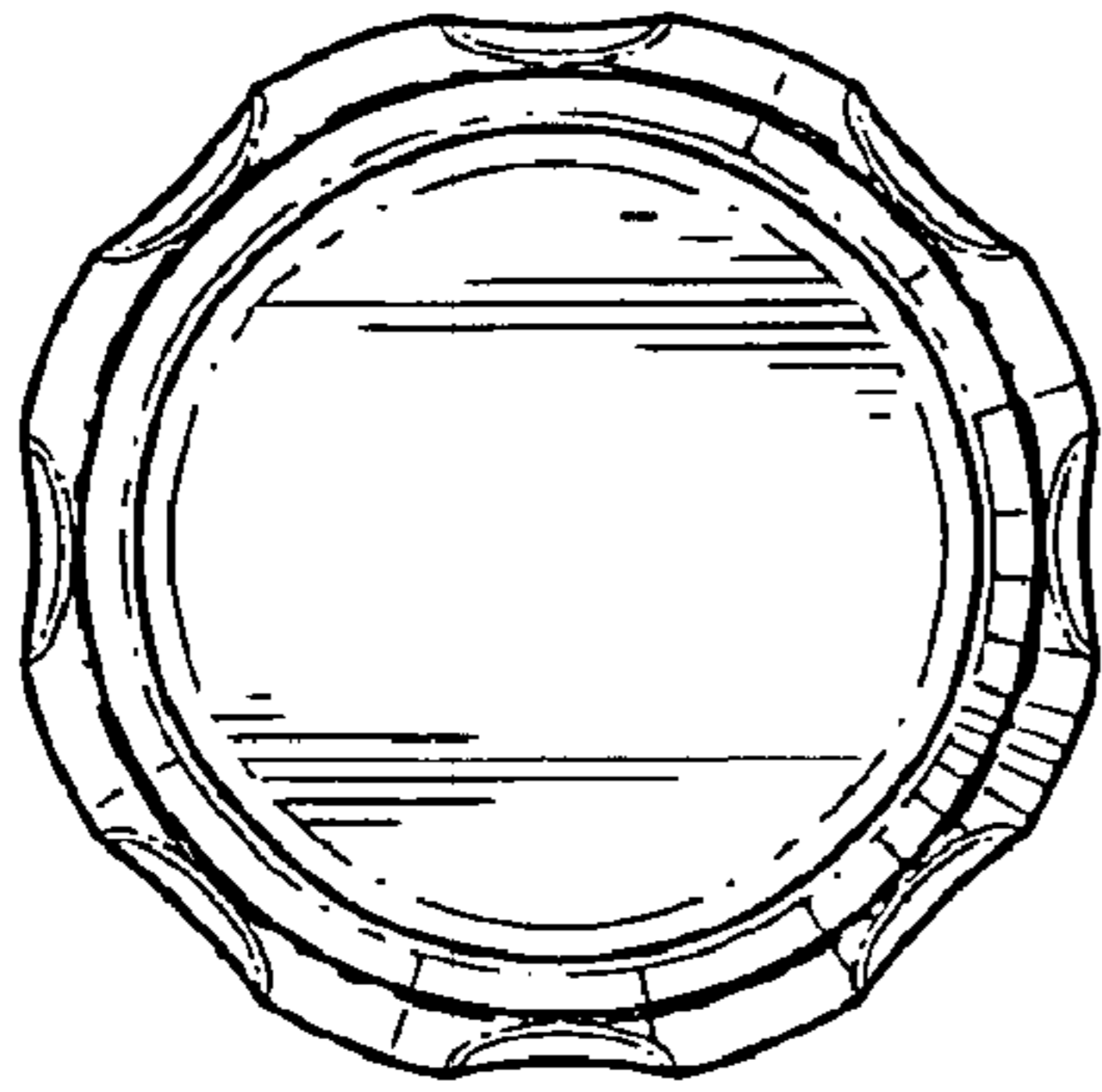


FIG. 1

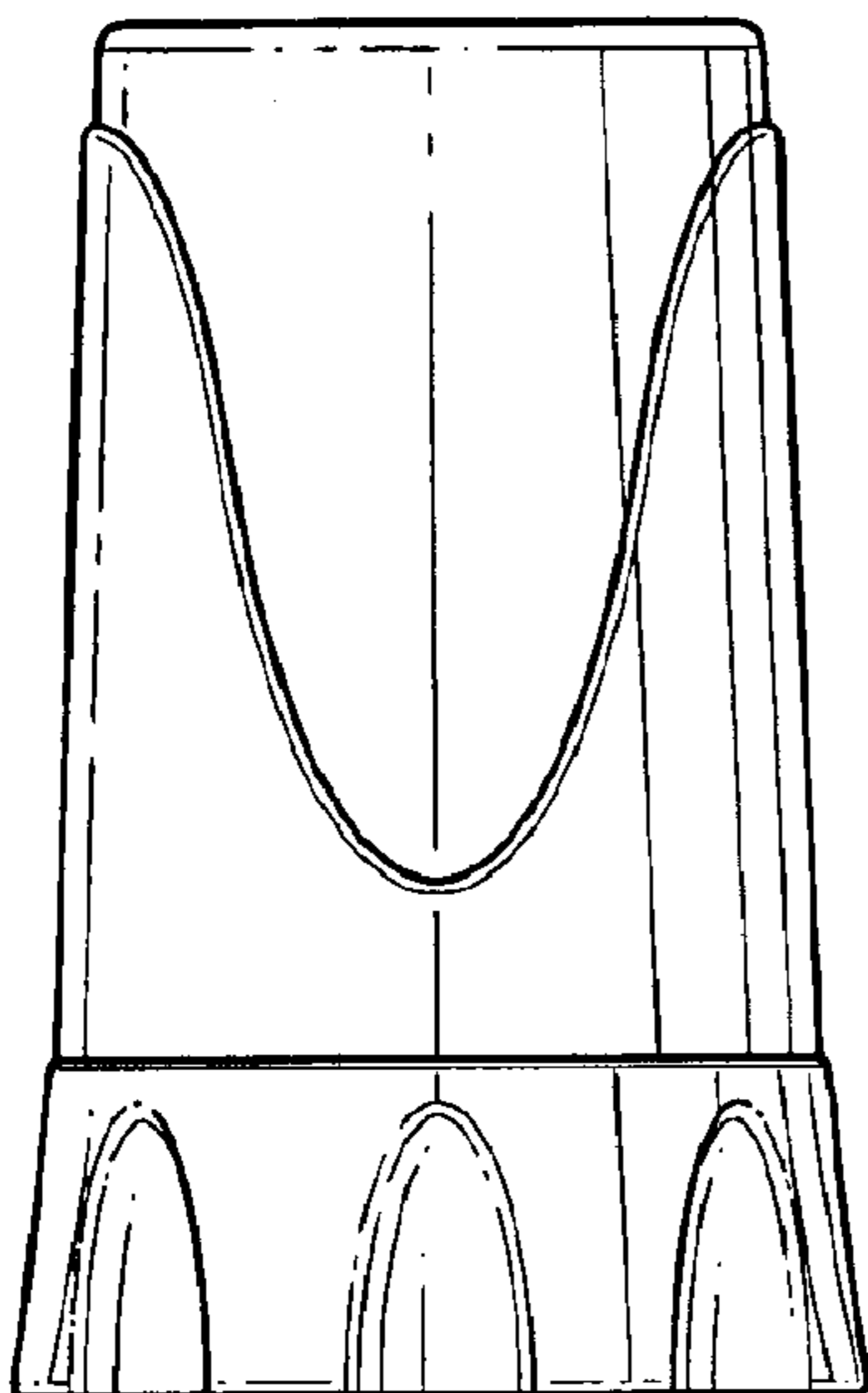


FIG. 2

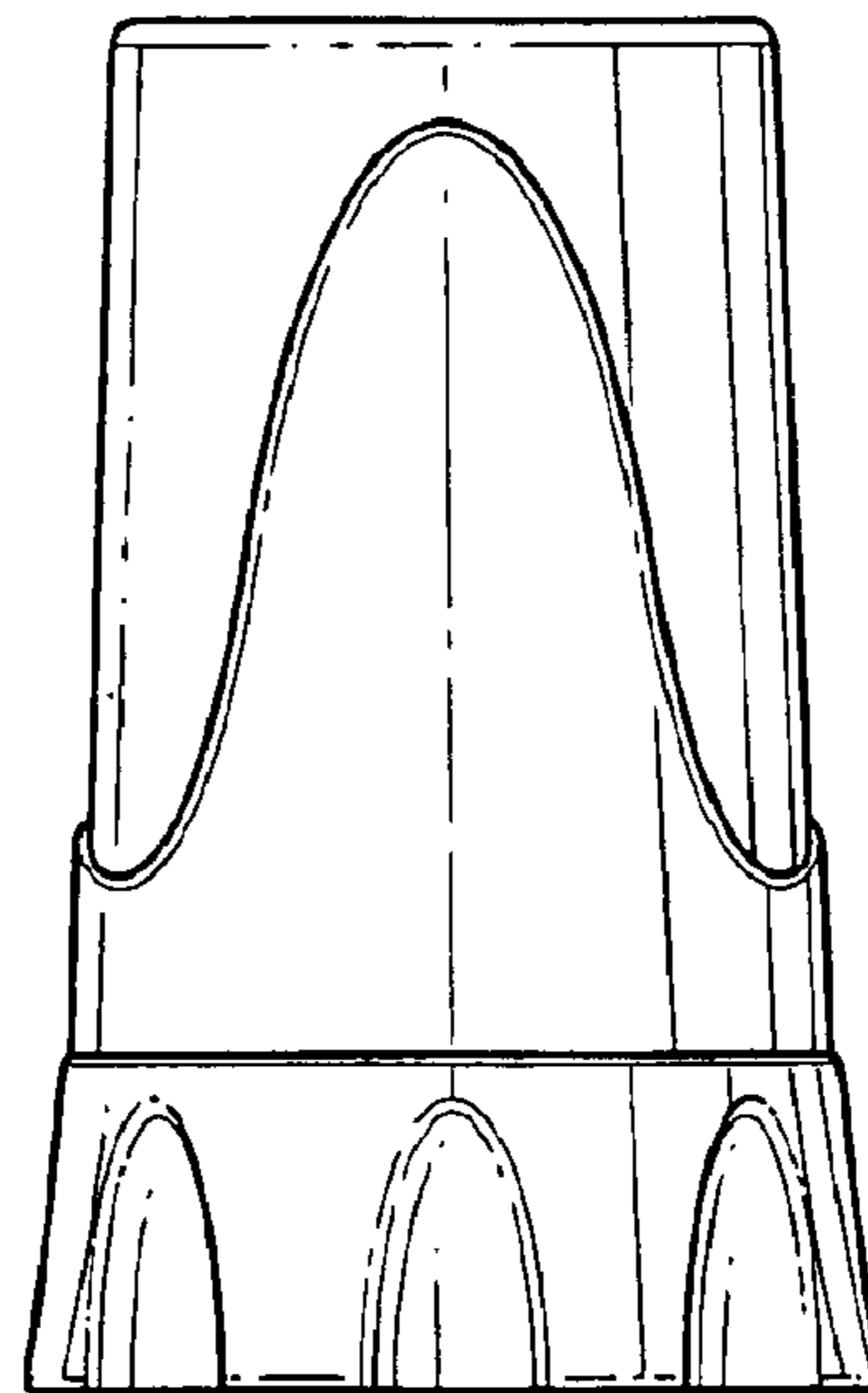


FIG. 3

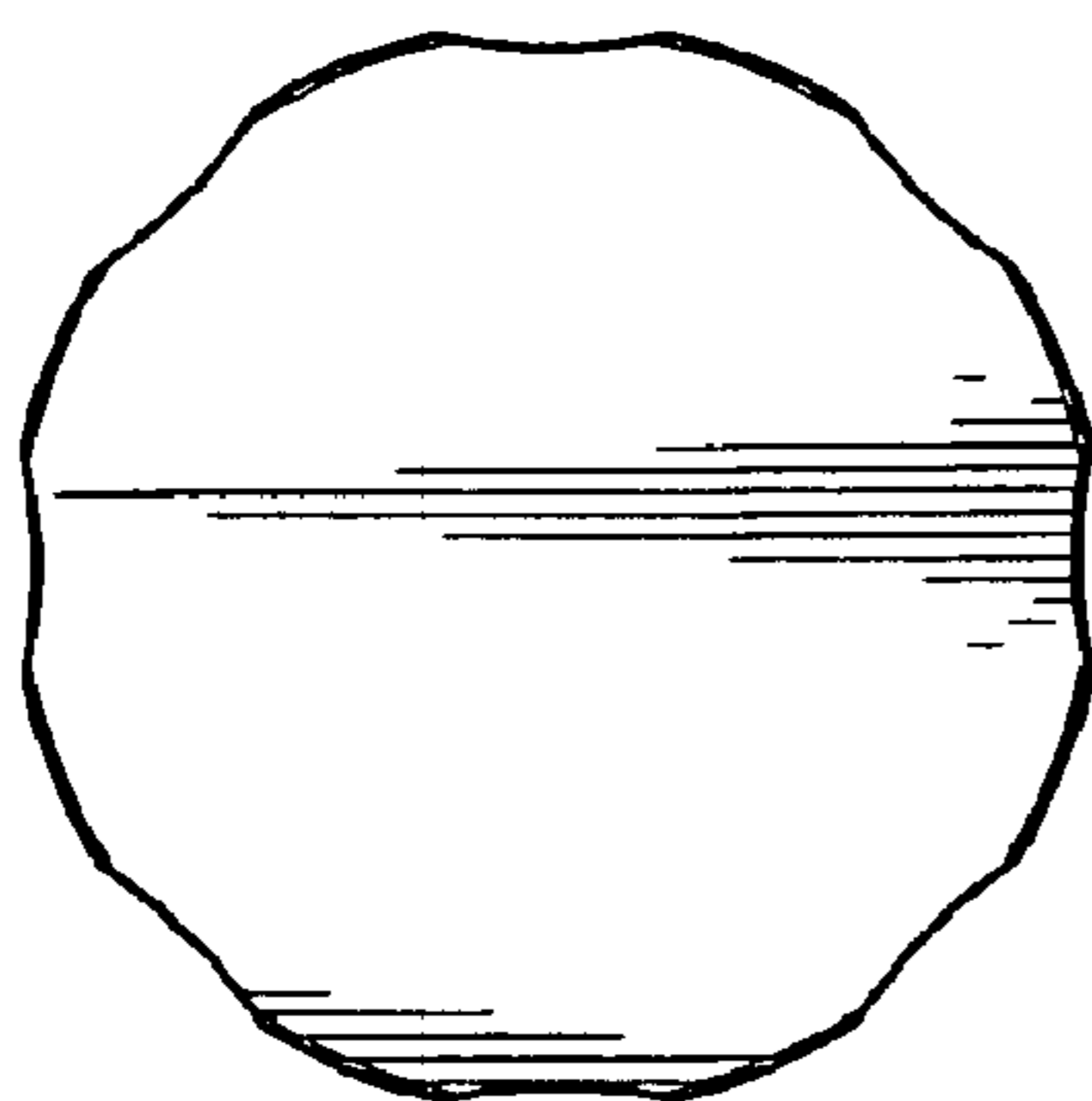


FIG. 4