

US00D501750S

(12) **United States Design Patent**
DeMore

(10) **Patent No.:** **US D501,750 S**
(45) **Date of Patent:** **** Feb. 15, 2005**

(54) **COFFEEMAKER**
(75) Inventor: **Anthony M. DeMore**, Pembroke Pines, FL (US)
(73) Assignee: **HP Intellectual Corp.**, Wilmington, DE (US)
(**) Term: **14 Years**
(21) Appl. No.: **29/187,918**
(22) Filed: **Aug. 11, 2003**
(51) **LOC (7) Cl.** **07-01**
(52) **U.S. Cl.** **D7/309; D7/311**
(58) **Field of Search** D7/300, 309, 310, D7/311, 306; 99/283, 295, 284, 293, 280, 300, 281; 222/82, 129.1, 144.5

D398,473 S 9/1998 Henderson
D403,551 S 1/1999 Seiffert
D404,961 S 2/1999 Carrere
D407,596 S 4/1999 Hsu
D408,208 S 4/1999 Hsu
D409,875 S 5/1999 Alonge et al.
D417,358 S 12/1999 Dutruel
D421,360 S 3/2000 Lin
D423,863 S 5/2000 Lupi
D427,003 S 6/2000 Lin
D429,594 S 8/2000 Lin
D437,173 S 2/2001 Naft et al.
D445,627 S * 7/2001 Naft et al. D7/309
D457,774 S 5/2002 DeMore et al.
D458,794 S 6/2002 DeMore
D488,663 S * 4/2004 Price et al. D7/309
D489,215 S * 5/2004 Honan et al. D7/309
D489,216 S * 5/2004 Stoner D7/309
D496,213 S * 9/2004 Midden et al. D7/309

* cited by examiner

(56) **References Cited**
U.S. PATENT DOCUMENTS

3,736,155 A * 5/1973 Martin 99/282
D290,216 S 6/1987 Precht
D292,258 S * 10/1987 Diefenbach D7/309
D300,104 S * 3/1989 Cortese D7/309
D300,596 S 4/1989 Eugster
D304,409 S 11/1989 Beeren
D310,613 S 9/1990 Wu
D313,145 S 12/1990 Maass et al.
D313,146 S 12/1990 Precht
D320,137 S 9/1991 Barrault
D338,590 S * 8/1993 Dingelstad et al. D7/309
D339,263 S 9/1993 McCloskey
D340,833 S 11/1993 Del Fresno
D364,068 S 11/1995 McCloskey et al.
D366,180 S * 1/1996 Littmann D7/309
D382,438 S 8/1997 Figur et al.
D382,439 S 8/1997 Feiz
D390,742 S 2/1998 Sander
D398,183 S 9/1998 De Felip

Primary Examiner—M. N. Pandozzi
(74) *Attorney, Agent, or Firm*—Barry E. Deutsch

(57) **CLAIM**

The ornamental design for a coffeemaker, as shown and described.

DESCRIPTION

FIG. 1 is a drawing showing a perspective view, taken from the top, front, and right side, illustrating a new design of a coffeemaker;
FIG. 2 is a top plan view thereof;
FIG. 3 is a right side elevation view thereof;
FIG. 4 is a left side elevation view thereof;
FIG. 5 is a bottom plan view thereof;
FIG. 6 is a front elevation view thereof; and,
FIG. 7 is a rear elevation view thereof.

1 Claim, 5 Drawing Sheets

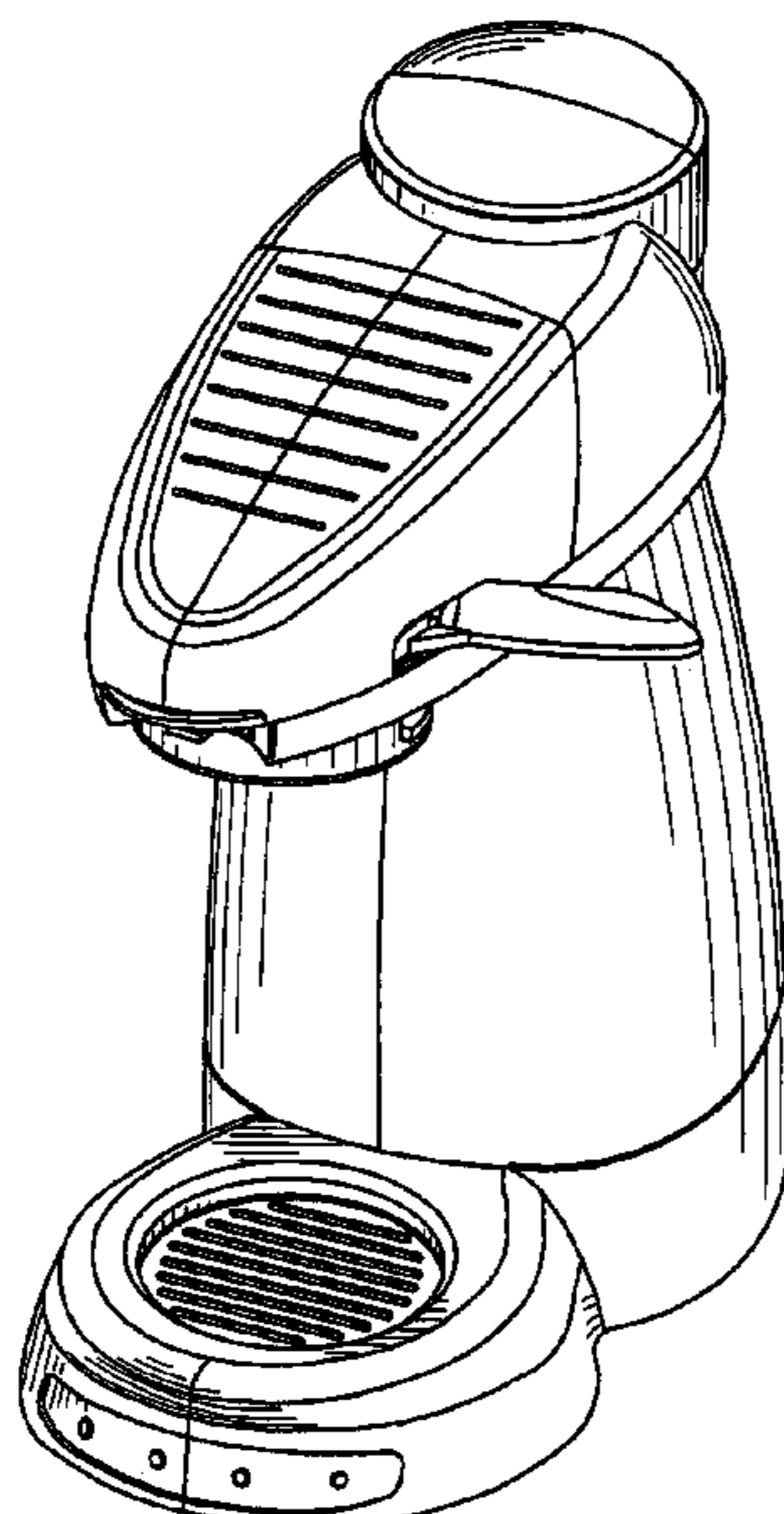


FIG. 1

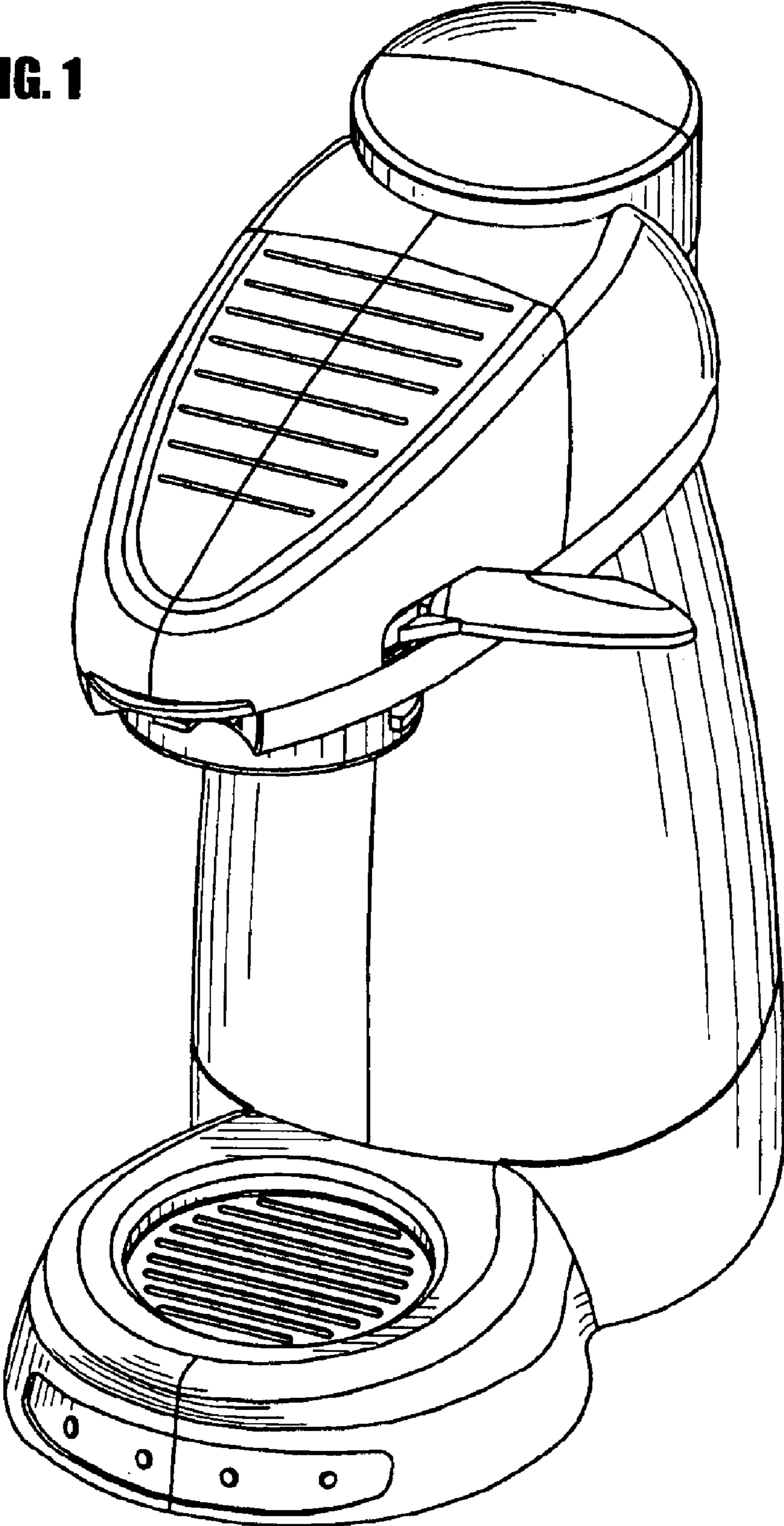


FIG. 2

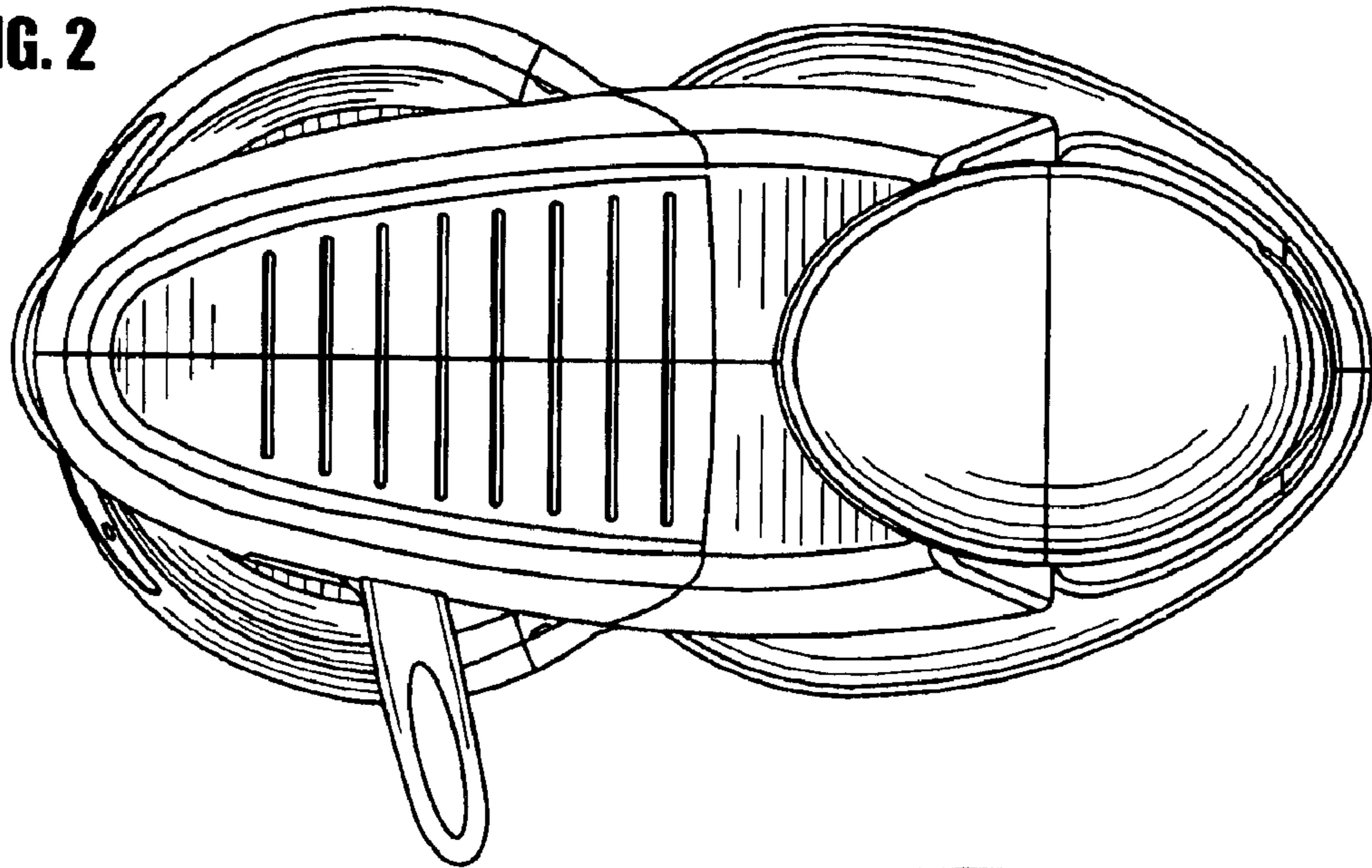


FIG. 3

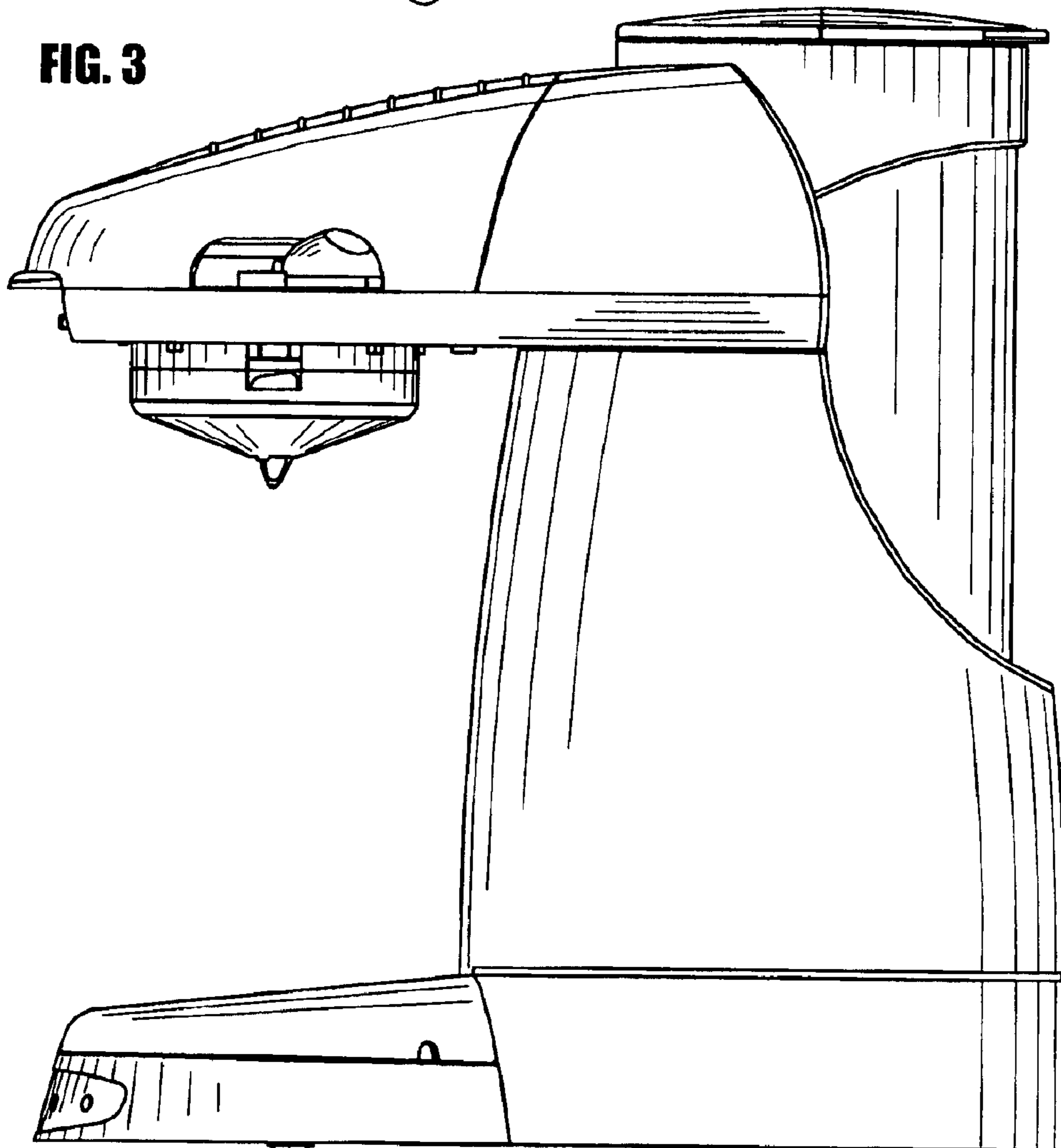


FIG. 4

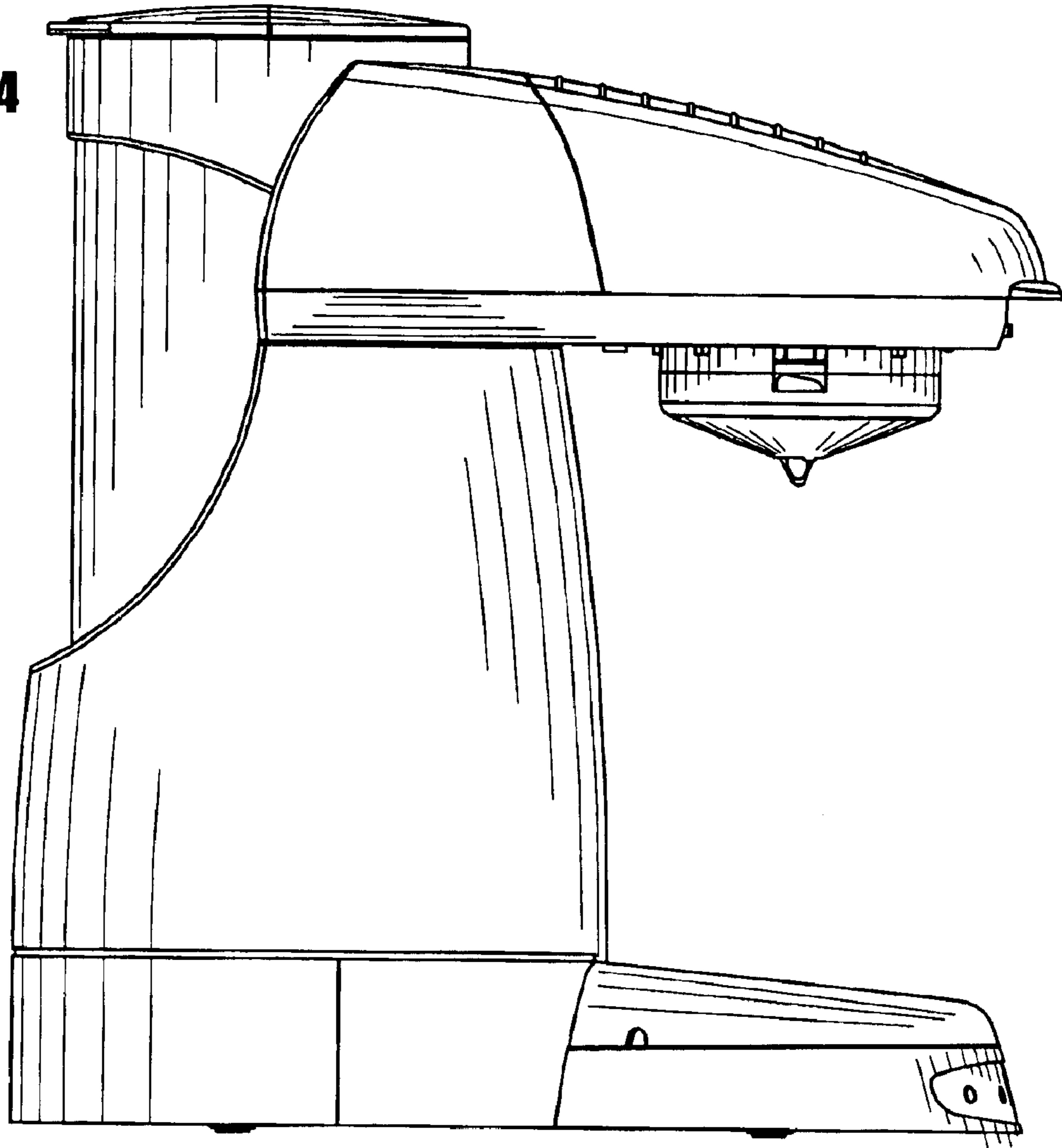


FIG. 5

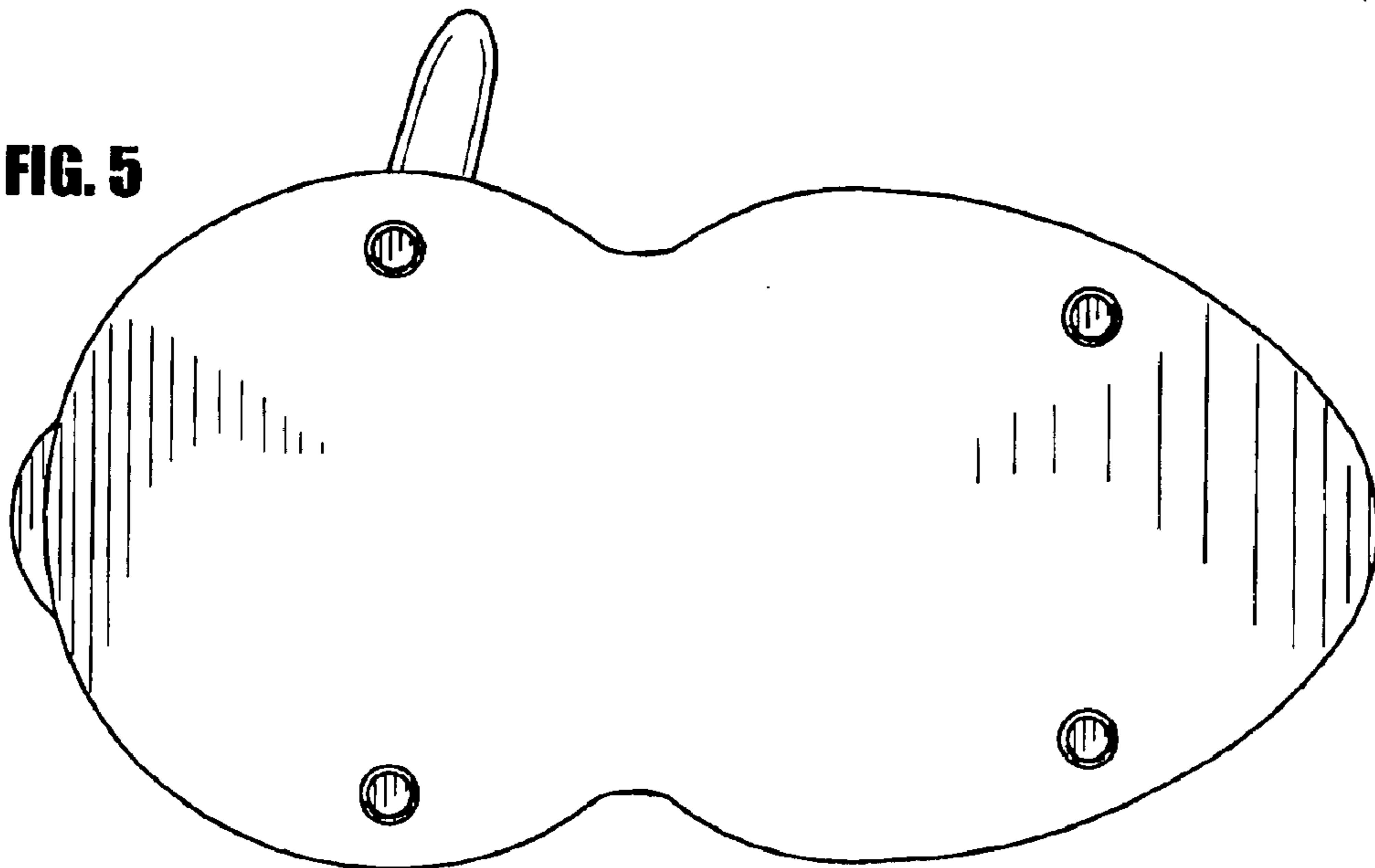


FIG. 6

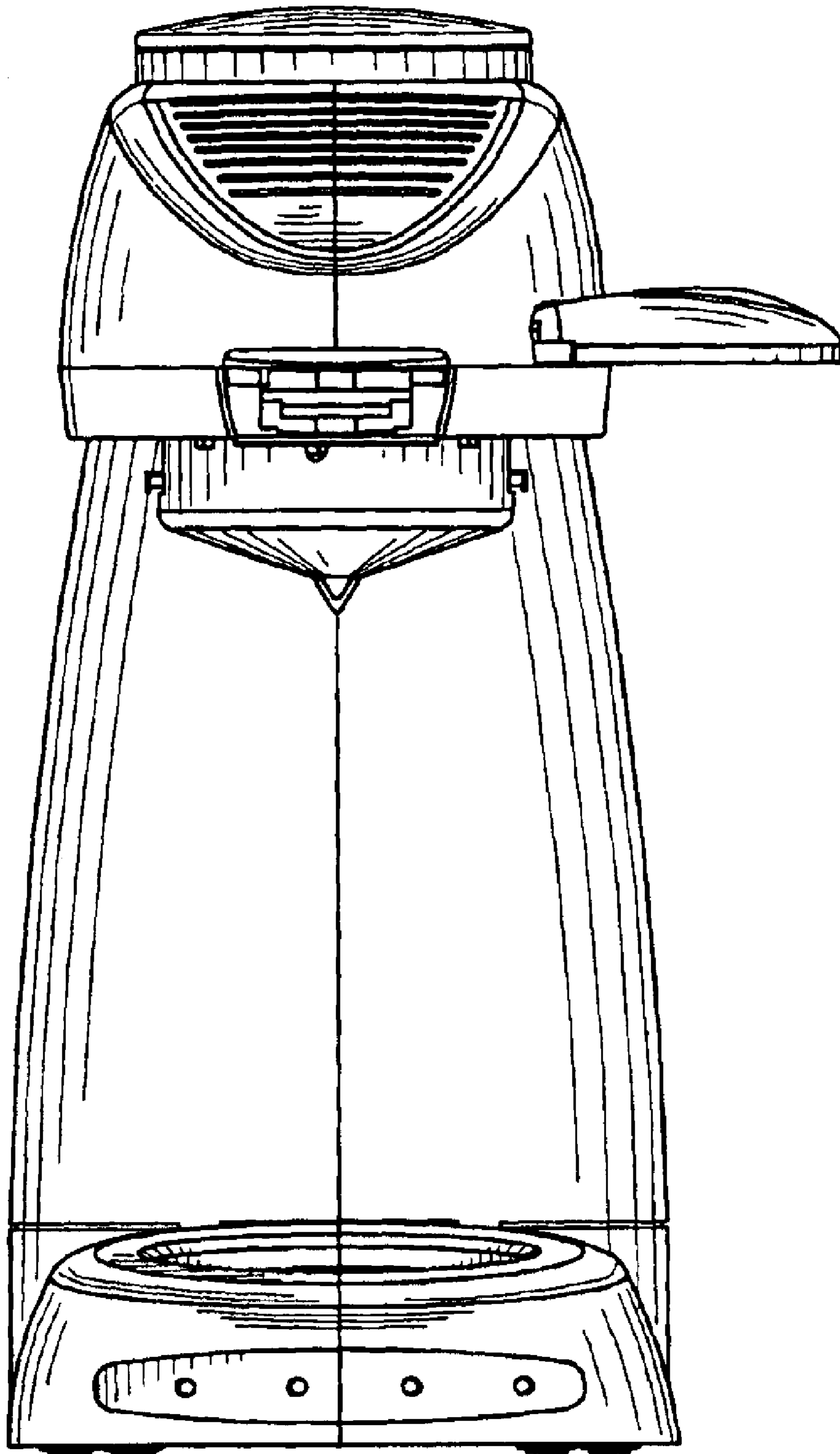


FIG. 7

