

US00D501748S

(12) **United States Design Patent**
Wu

(10) **Patent No.:** **US D501,748 S**

(45) **Date of Patent:** **** Feb. 15, 2005**

(54) **TOWEL HANGER BASE**

(75) **Inventor:** **Shin-Wang Wu, Taipei (TW)**

(73) **Assignee:** **Penta Hardware Co., Ltd., Taipei (TW)**

(**) **Term:** **14 Years**

(21) **Appl. No.:** **29/202,616**

(22) **Filed:** **Apr. 2, 2004**

(51) **LOC (7) Cl.** **23-02**

(52) **U.S. Cl.** **D6/550**

(58) **Field of Search** D6/546-550, 518-519,
D6/522-524; D8/300, 303, 315-321; 108/28-29;
211/13.1, 16, 60.1, 86.01, 87.01, 88.01,
88.04, 100, 105.1-105.2, 123, 181.1, 182;
248/175, 176.1, 251, 302; 16/110.1, 412,
415; 242/570, 590, 595-598

(56) **References Cited**

U.S. PATENT DOCUMENTS

D431,948 S * 10/2000 Chen D6/524
D448,593 S * 10/2001 Harvey D6/550

D449,948 S * 11/2001 Lai D6/524
D449,950 S * 11/2001 Lai D6/524
D465,955 S * 11/2002 Yen D6/550
D466,347 S * 12/2002 Chen D6/550
D466,350 S * 12/2002 Tai D6/550
D469,292 S * 1/2003 Chen et al. D6/550
D477,945 S * 8/2003 Solowiej D6/524

* cited by examiner

Primary Examiner—Brian N Vinson


(57) **CLAIM**

The ornamental design for towel hanger base, as shown and described.

DESCRIPTION

FIG. 1 is a perspective view thereof;
FIG. 2 is a front view thereof;
FIG. 3 is a back view thereof;
FIG. 4 is a left side view thereof;
FIG. 5 is a right side view thereof;
FIG. 6 is a top view thereof; and,
FIG. 7 is a bottom view thereof.

1 Claim, 3 Drawing Sheets






Fig. 1

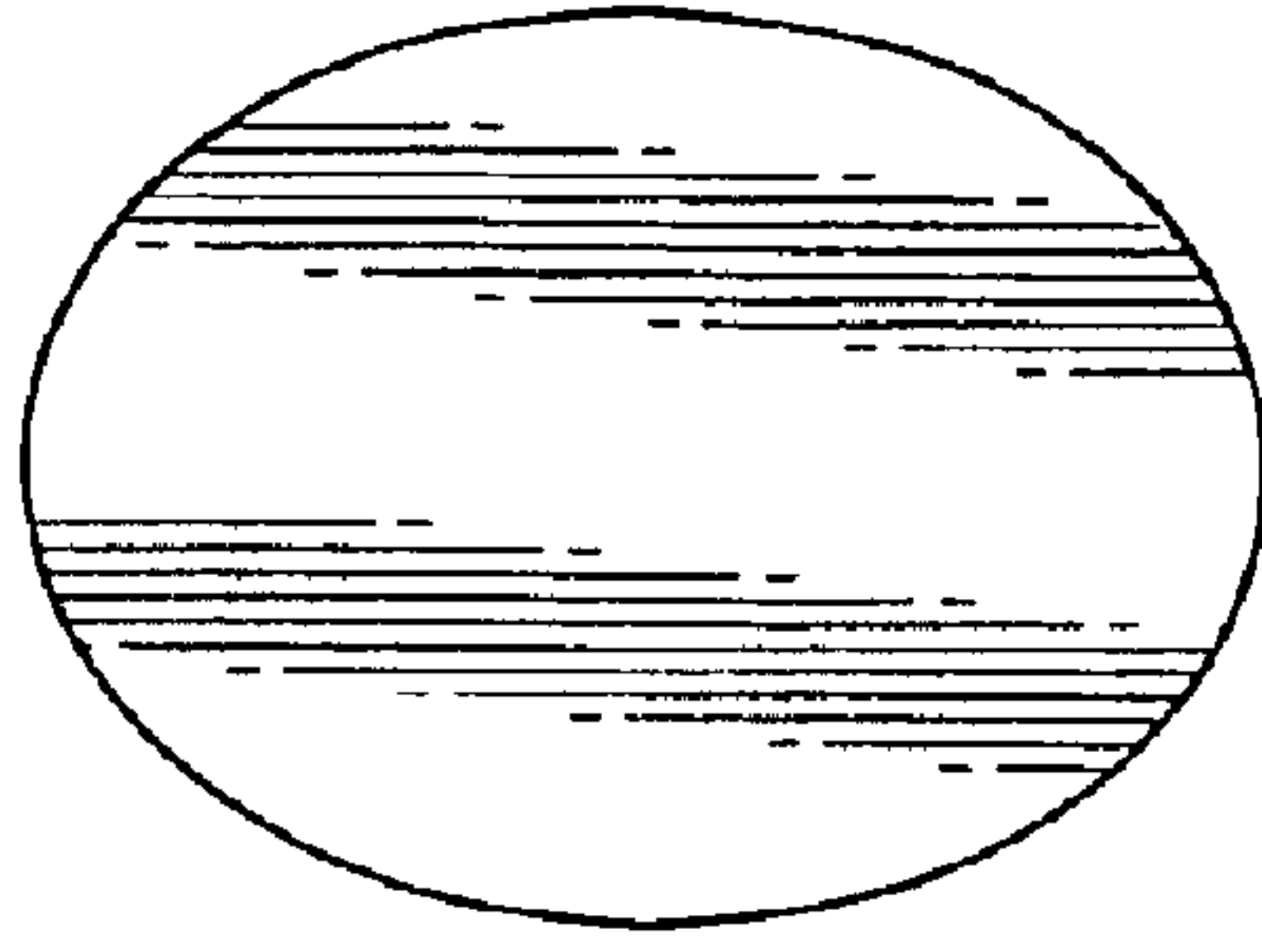


Fig. 3




Fig. 5

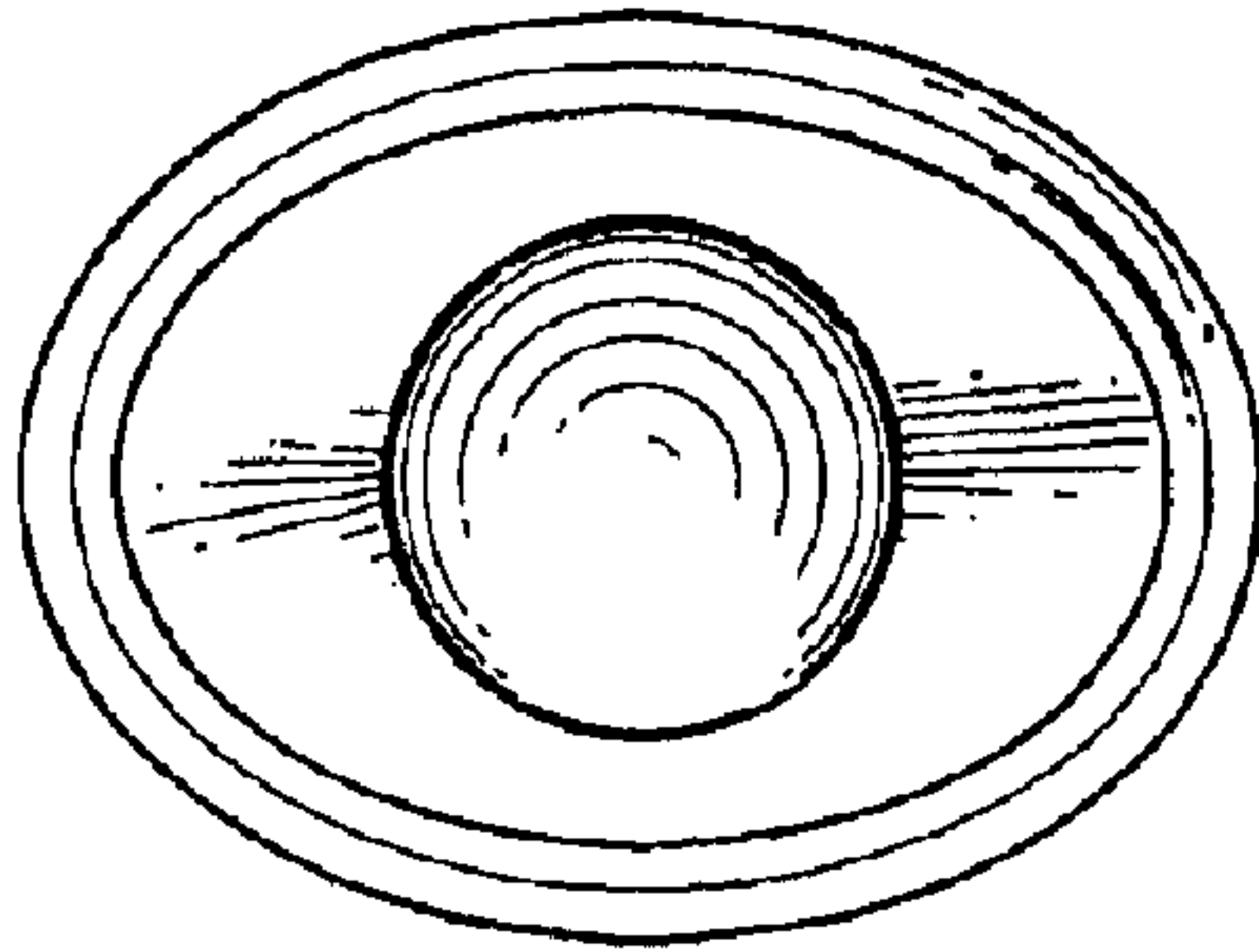


Fig. 2




Fig. 4

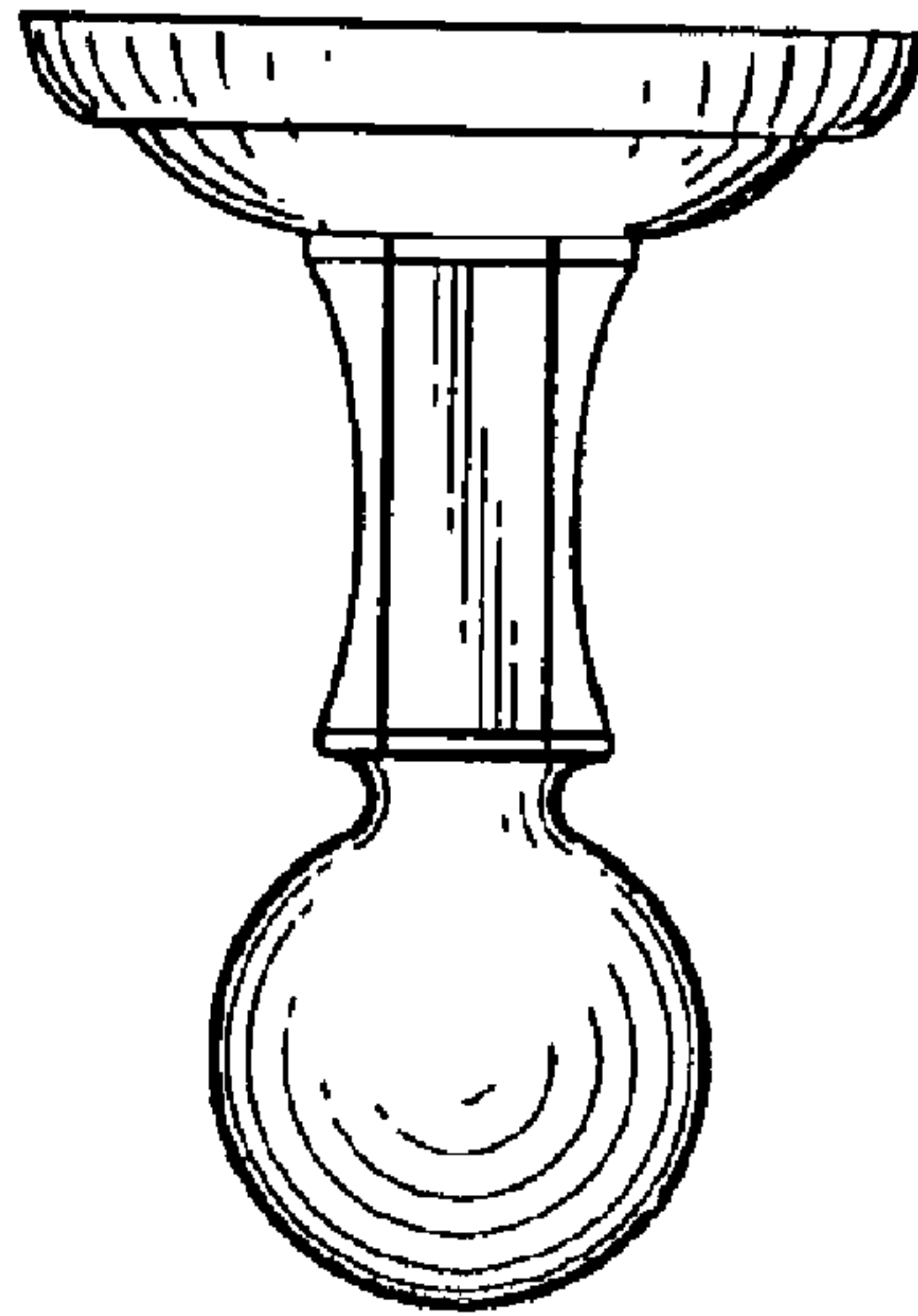


Fig. 6

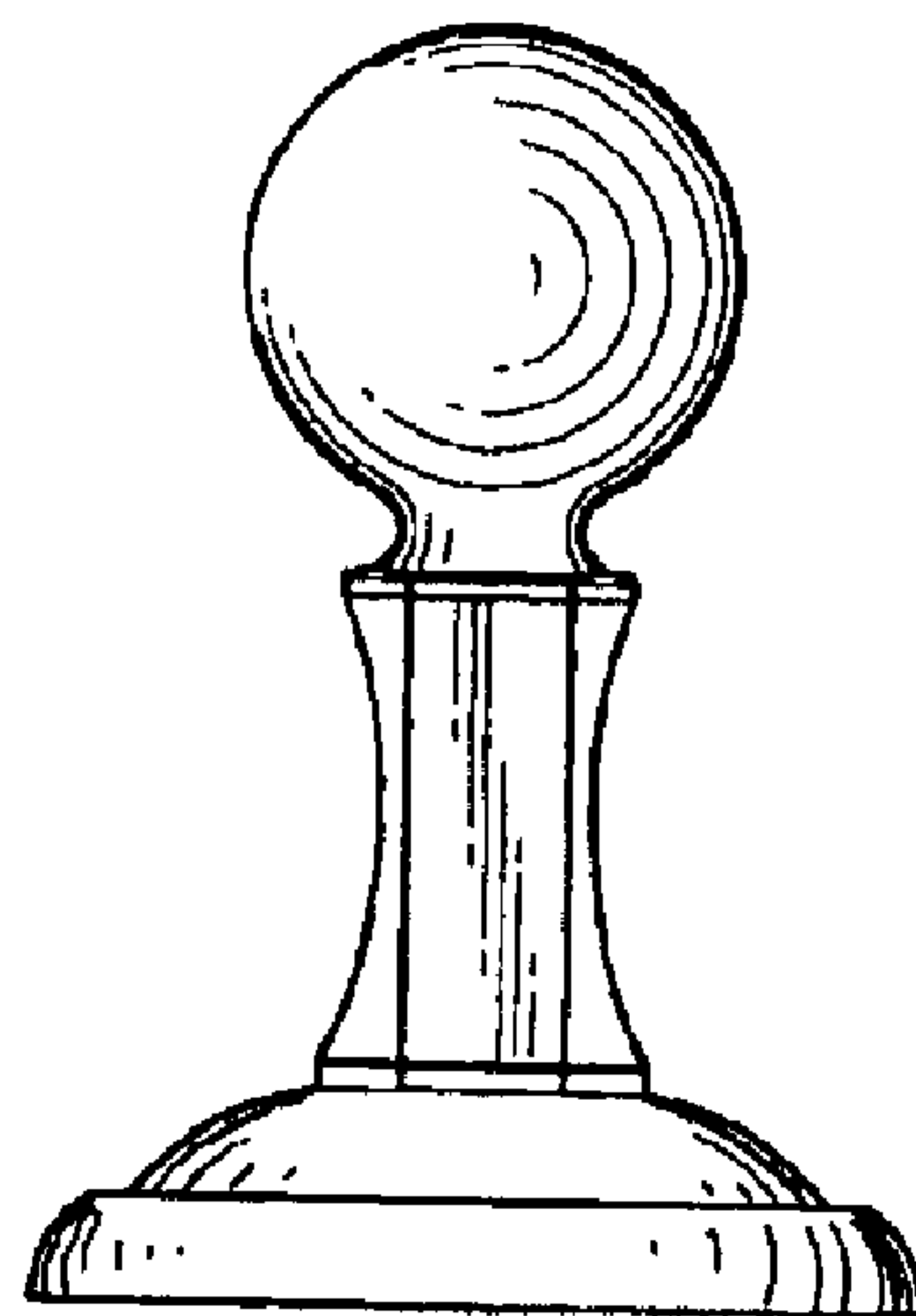


Fig. 7