

US00D501746S

(12) **United States Design Patent**  
**Gilbert**

(10) **Patent No.:** **US D501,746 S**

(45) **Date of Patent:** **\*\* Feb. 15, 2005**

(54) **ACCESSORY POST**

(75) **Inventor:** **Christopher Jon Gilbert**, Moreland Hills, OH (US)

(73) **Assignee:** **Moen Incorporated**, North Olmsted, OH (US)

(\*\*) **Term:** **14 Years**

(21) **Appl. No.:** **29/201,100**

(22) **Filed:** **Mar. 10, 2004**

(51) **LOC (7) Cl.** ..... **23-02**

(52) **U.S. Cl.** ..... **D6/550**

(58) **Field of Search** ..... D6/546-550, 518-519, D6/522-524; D8/300, 303, 315-321; 108/28-29; 211/13.1, 16, 60.1, 86.01, 87.01, 88.01, 88.04, 100, 105.1-105.2, 123, 181.1, 182; 248/175, 176.1, 251, 302; 16/110.1, 412, 415; 242/570, 590, 595-598

(56) **References Cited**

**U.S. PATENT DOCUMENTS**

D407,931 S	4/1999	Sweetman	
D409,030 S	5/1999	Sweetman	
D417,989 S	12/1999	Moore et al.	
D422,824 S	4/2000	Moore et al.	
D431,139 S	* 9/2000	Chen	D6/524
D436,775 S	1/2001	Ming-Hsiao	
D449,948 S	11/2001	Lai	
D451,325 S	12/2001	Lai	
D460,892 S	* 7/2002	Hoernig	D6/546
D463,935 S	10/2002	Zhao	

D463,936 S	* 10/2002	Chen	D6/550
D465,370 S	* 11/2002	Ouyoung	D6/550
D467,109 S	* 12/2002	Yegyayan et al.	D6/550
D470,701 S	* 2/2003	Kuo	D6/550
D472,417 S	4/2003	Hunt	
D476,515 S	* 7/2003	Chen	D6/524
D476,836 S	* 7/2003	Lai	D6/524
D477,486 S	* 7/2003	Green	D6/550
D477,736 S	* 7/2003	Hoernig	D6/546
D483,585 S	12/2003	Chen	
2002/0104946 A1	8/2002	Lai	

\* cited by examiner

*Primary Examiner*—Brian N Vinson

(74) *Attorney, Agent, or Firm*—Calfee, Halter & Griswold, LLP

(57) **CLAIM**

The ornamental design for an accessory post, as shown and described.

**DESCRIPTION**

FIG. 1 is a perspective view of an accessory post of the new design;  
FIG. 2 is a front view of the accessory post of FIG. 1;  
FIG. 3 is a side view of the accessory post of FIG. 1;  
FIG. 4 is a top view of the accessory post of FIG. 1, wherein the bottom view is the mirror image;  
FIG. 5 is a side view of the accessory post of FIG. 1; and,  
FIG. 6 is a back view of the accessory post of FIG. 1.  
The broken-line disclosure in the views is for illustrative purposes only and forms no part of the claimed design.

**1 Claim, 1 Drawing Sheet**

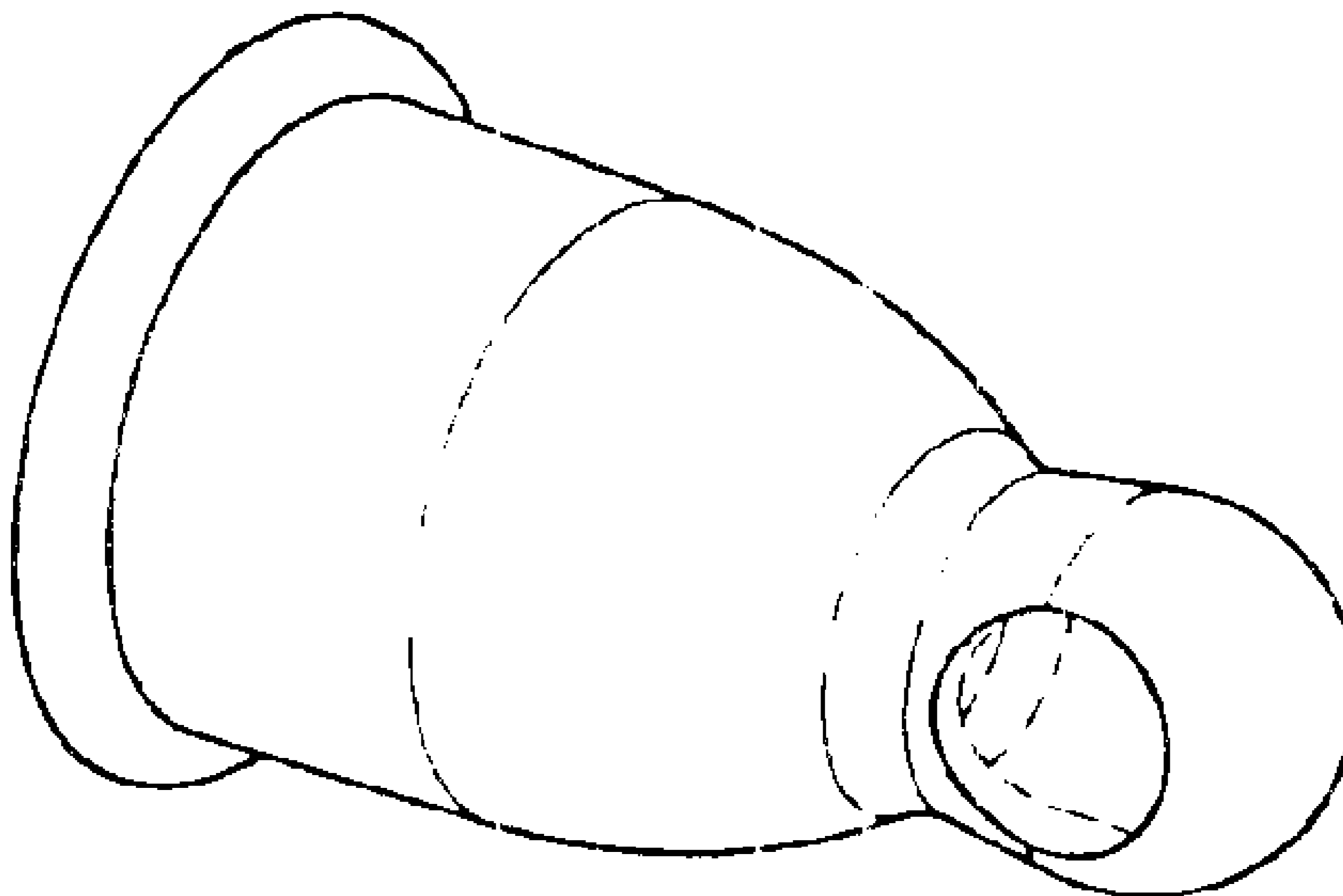


FIG. 1

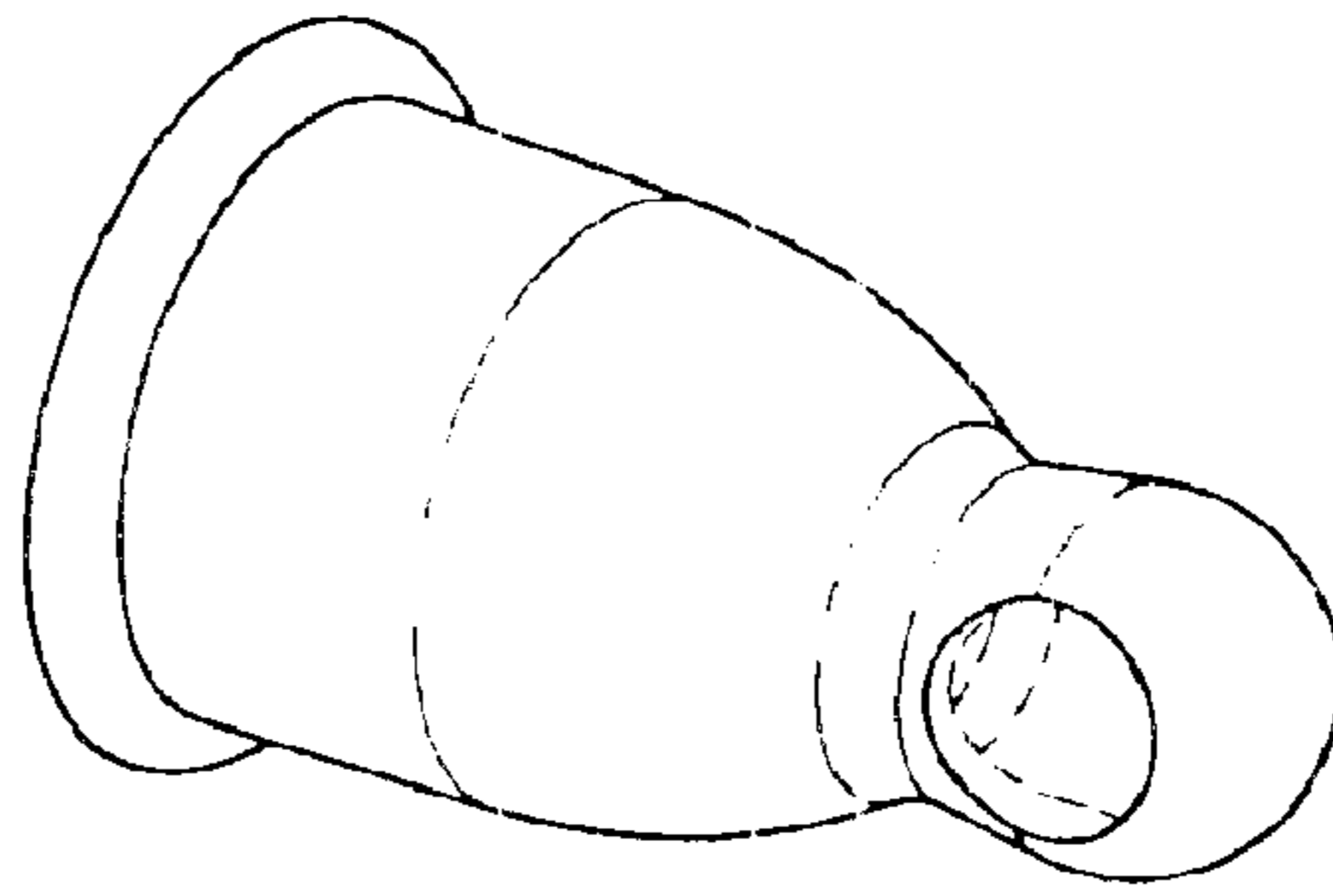


FIG. 2

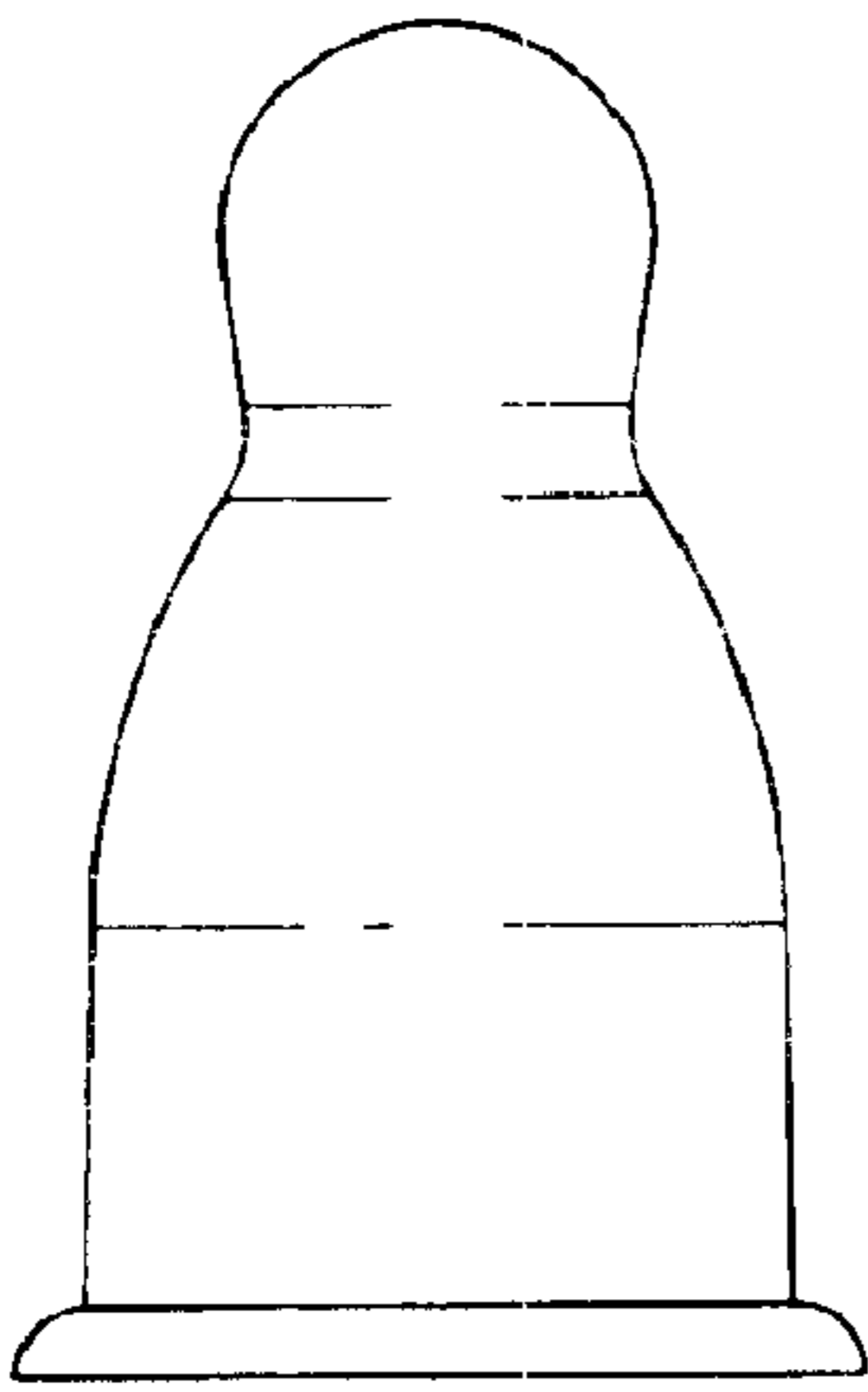
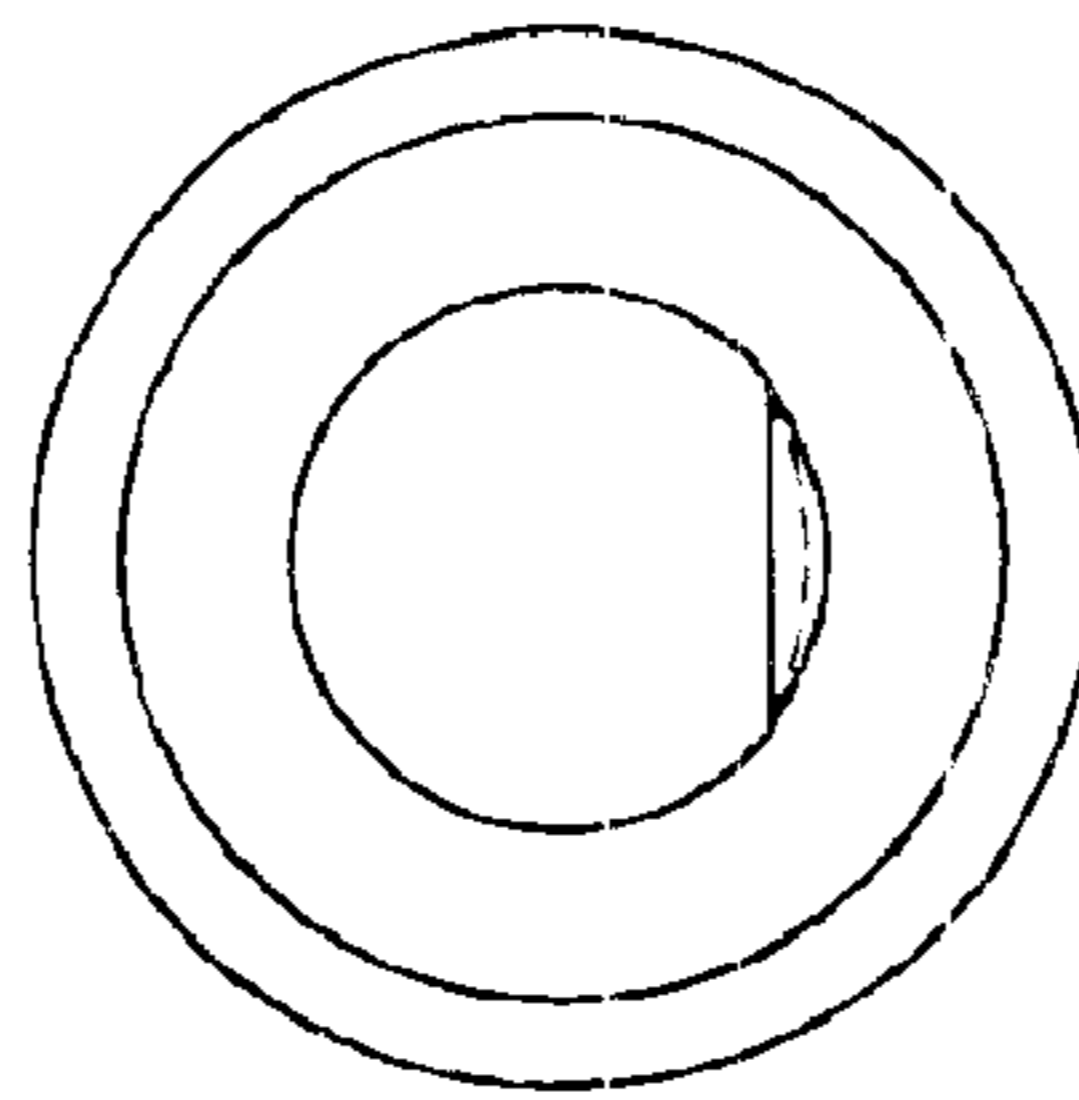


FIG. 3

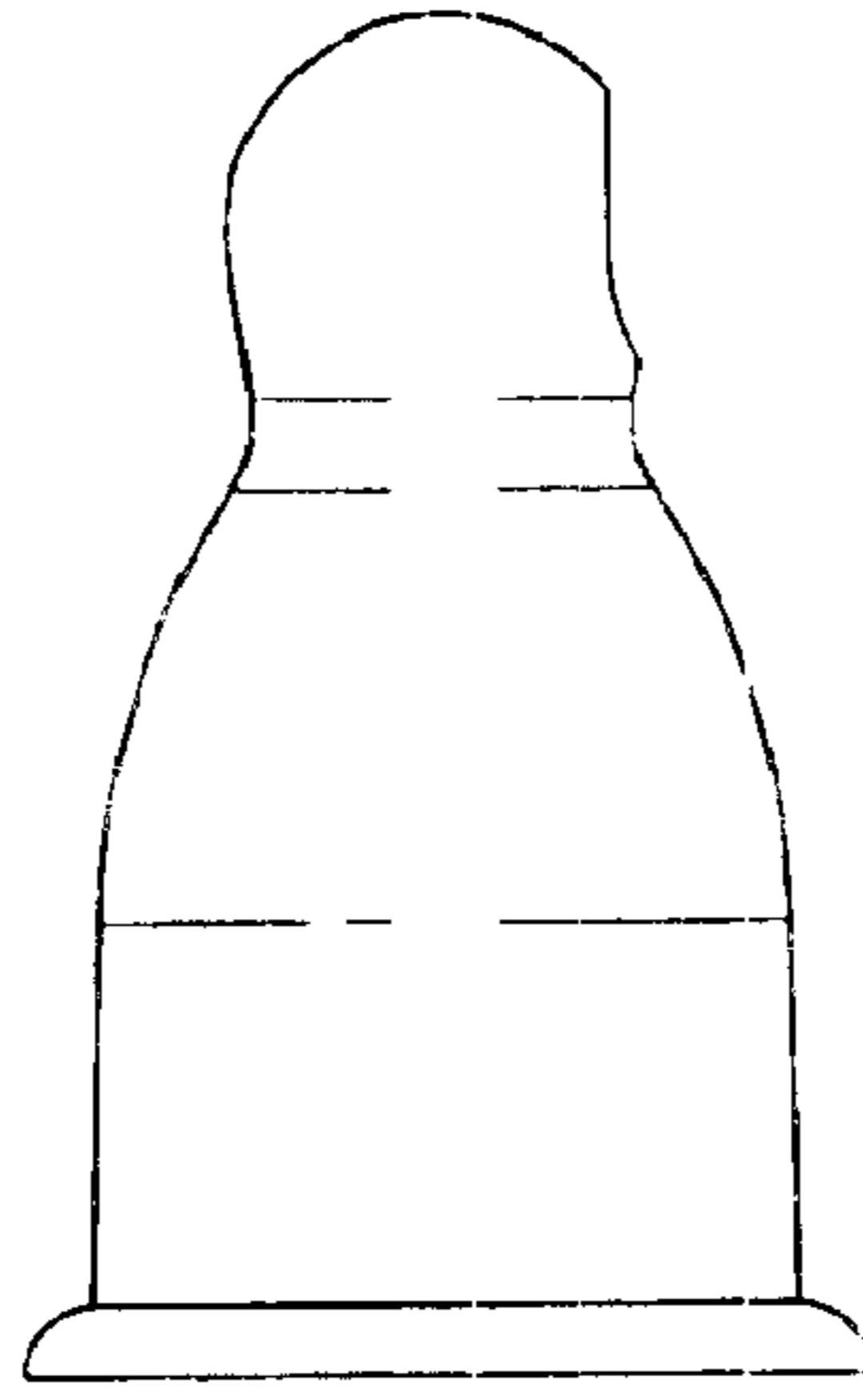


FIG. 4

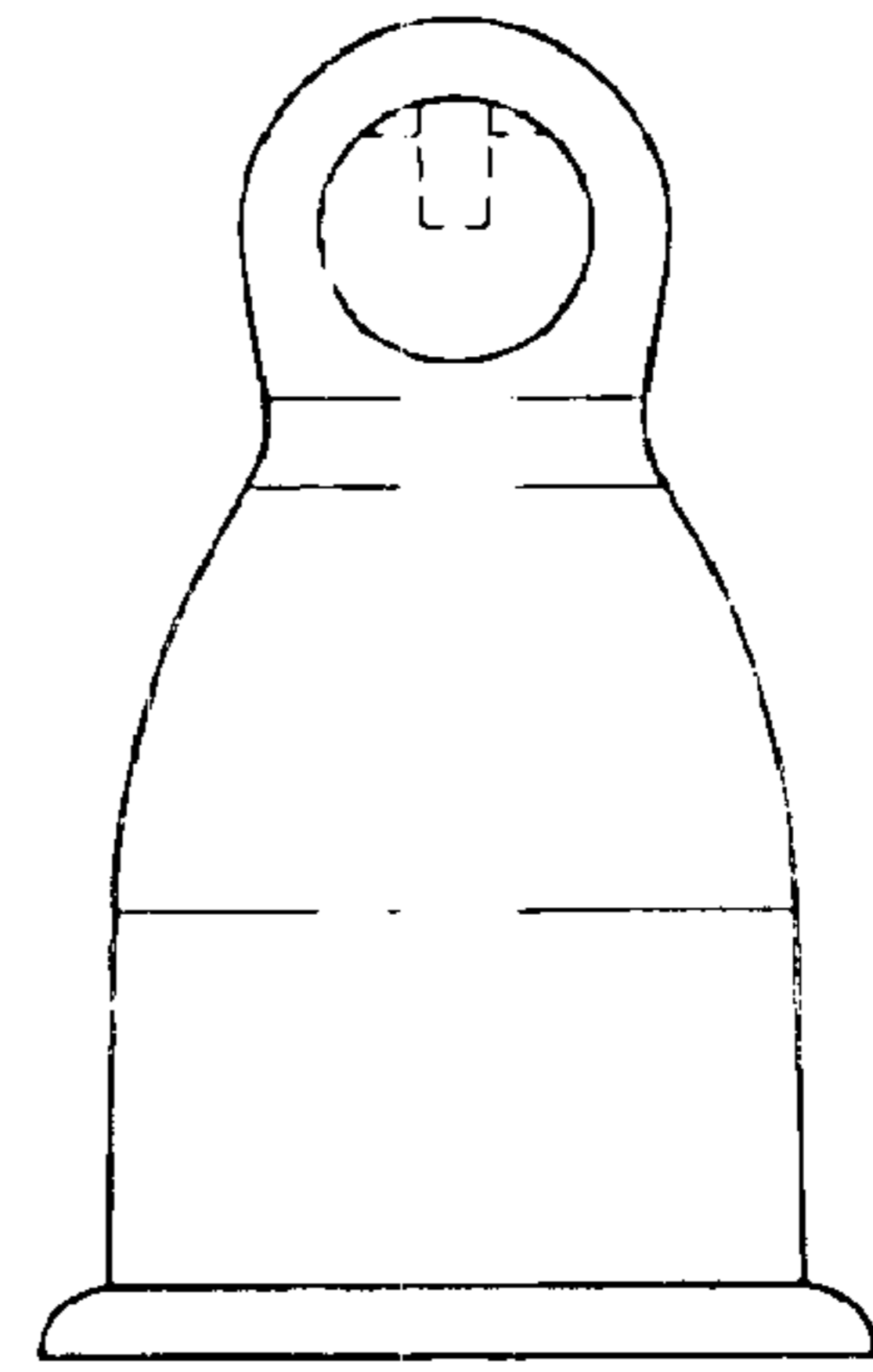


FIG. 5

FIG. 6

