



US00D501745S

(12) **United States Design Patent** (10) **Patent No.:** **US D501,745 S**
Lawson (45) **Date of Patent:** **** Feb. 15, 2005**

(54) **SEAT ARM**

(75) Inventor: **John Russell Lawson**, Morganton, NC (US)

(73) Assignee: **Lane Furniture Industries, Inc.**, Tupelo, MI (US)

(**) Term: **14 Years**

(21) Appl. No.: **29/196,247**

(22) Filed: **Dec. 23, 2003**

(51) **LOC (7) Cl.** **06-01**

(52) **U.S. Cl.** **D6/501; D6/369**

(58) **Field of Search** D6/334, 335, 369, D6/374, 379, 380, 381, 492, 500-502; 297/445.1, 451.9, 452.64

(56) **References Cited**

U.S. PATENT DOCUMENTS

D79,038 S	*	7/1929	Kirkpatrick	D6/369
D307,364 S		4/1990	Lowman	D6/381
D328,981 S	*	9/1992	Wisner	D6/369
D346,910 S	*	5/1994	Caldwell	D6/369
D360,993 S		8/1995	White	D6/369
D435,738 S		1/2001	Lowman	D6/369
D463,147 S		9/2002	Montalbano	D6/369

OTHER PUBLICATIONS

Karpen Furniture, p. 94, Chair #74856-K, marked at top right.*
Photo of Chair, source and date unknown, available as of the filing date.

Chair, "American Wicker," Jeremy Adamson, *Rizzoli International Publications, Inc.*, 1993.

Peninsula Chair, D&F Wicker Rattan Imports brochure, p. 7, date unknown, available as of the filing date.

Monterey Chair, D&F Wicker Rattan Imports brochure, p. 10, date unknown, available as of the filing date.

* cited by examiner

Primary Examiner—Gary D. Watson

(74) *Attorney, Agent, or Firm*—Womble Carlyle Sandridge & Rice, PLLC

(57) **CLAIM**

The ornamented design for a seat arm, as shown and described.

DESCRIPTION

FIG. 1 is a left front perspective view of a new seat arm showing my new design;

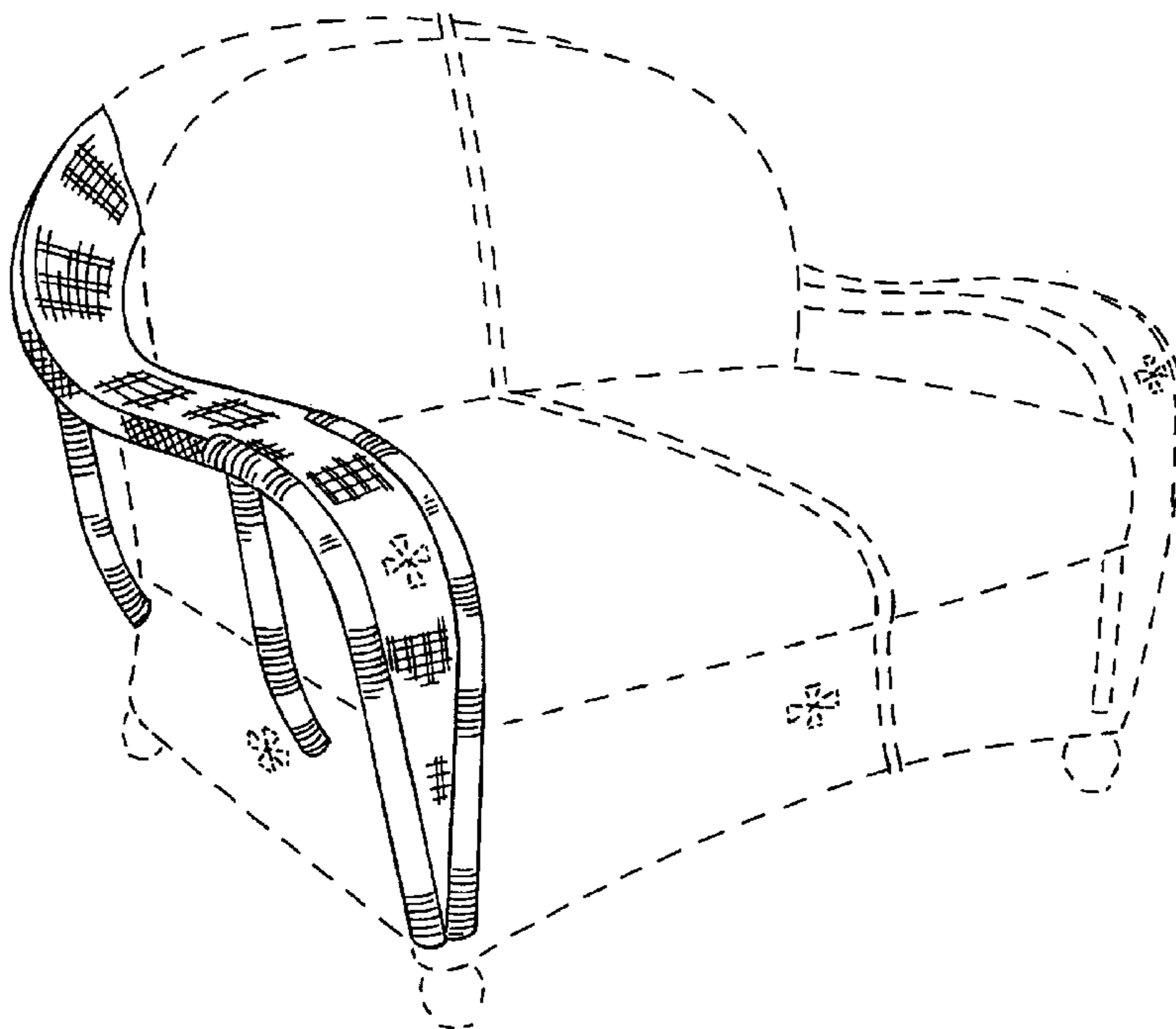
FIG. 2 is a left side elevational view thereof;

FIG. 3 is a top perspective view thereof; and,

FIG. 4 is a top view thereof.

The broken lines in all views are for environment only and form no part of the claimed design. The broken lines in FIG. 1 show the unclaimed portion of the seat broken away in the middle to indicate varying lengths. The fragmented depiction of weave patterns shown on the surface of the claimed design are understood to repeat uniformly across that surface.

1 Claim, 3 Drawing Sheets



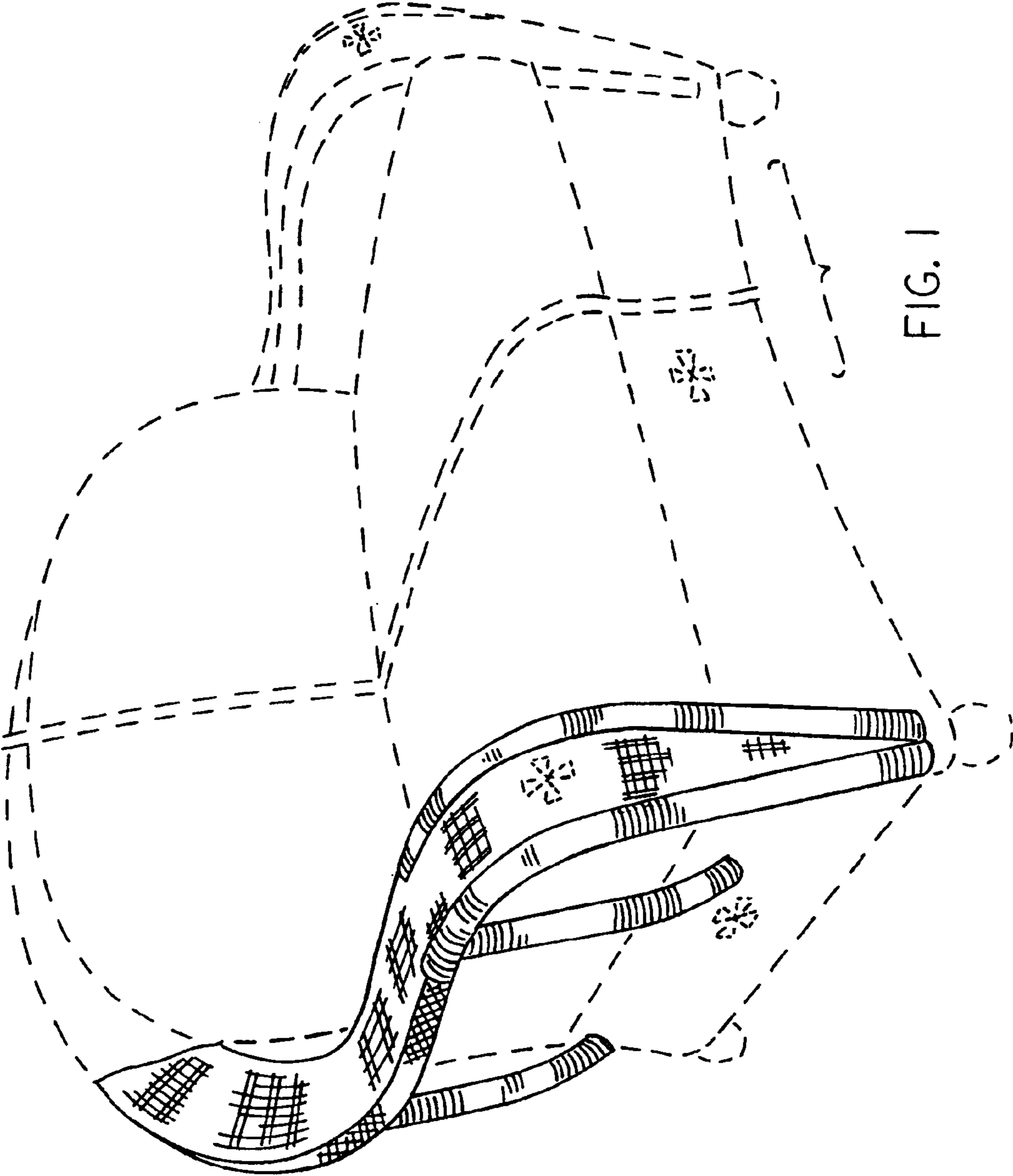


FIG. 1

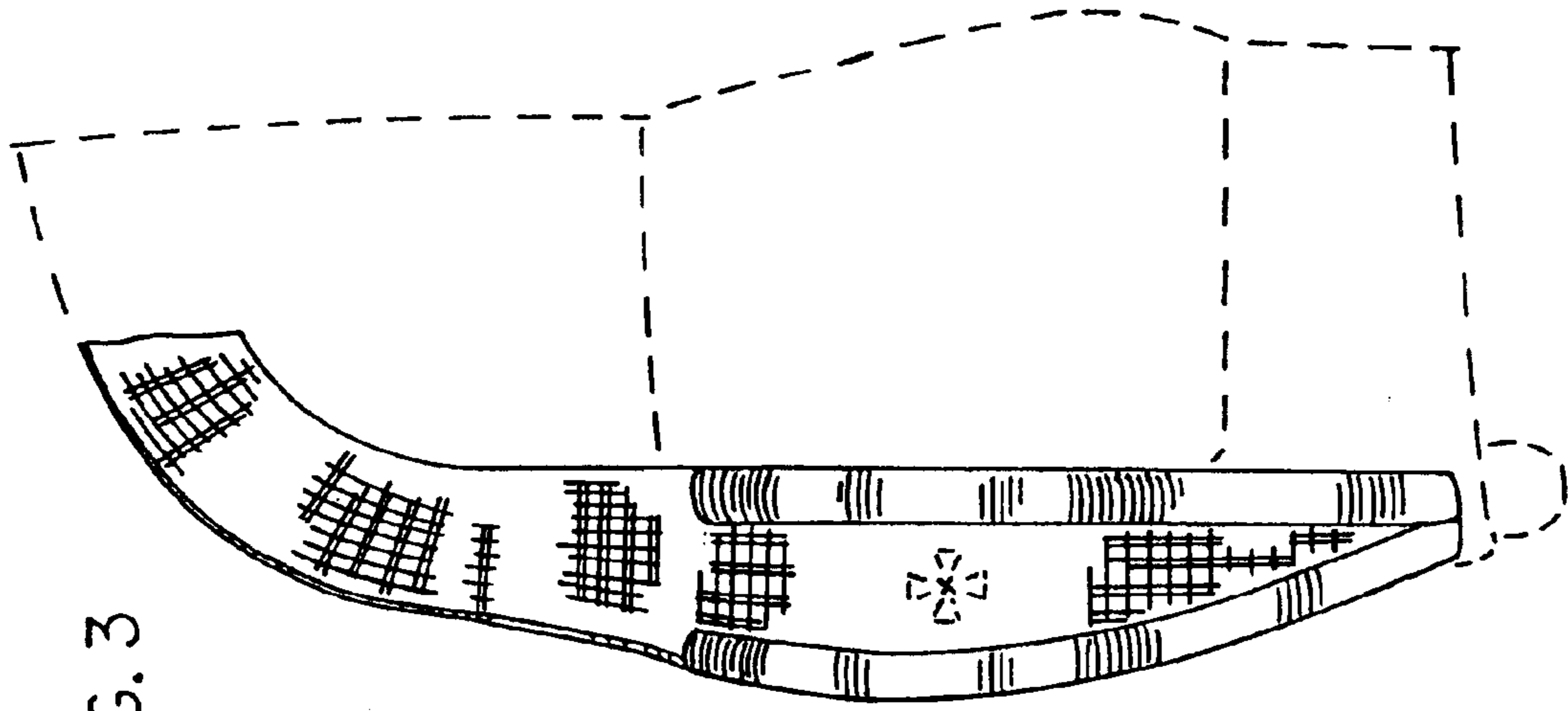


FIG. 3

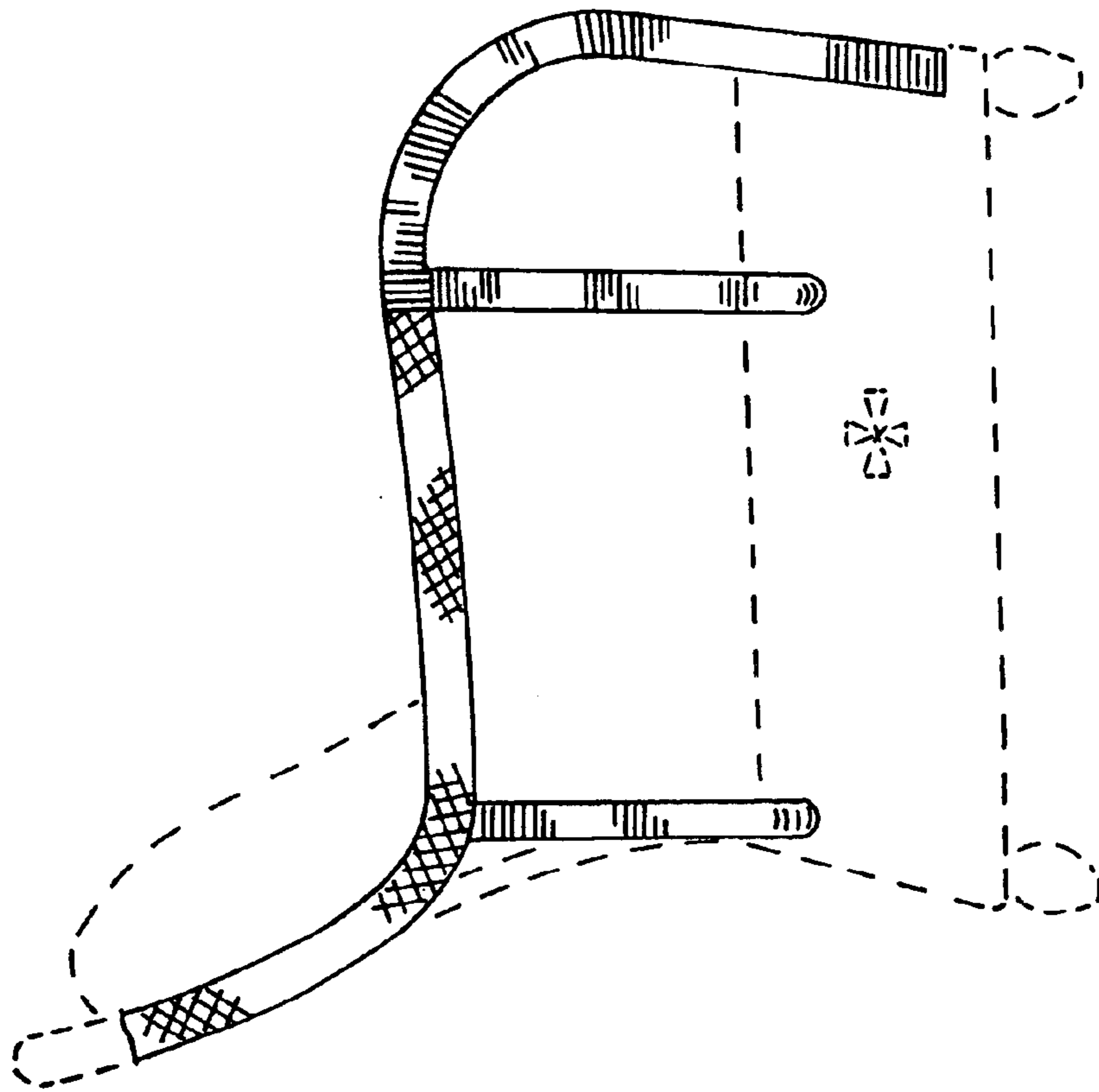


FIG. 2

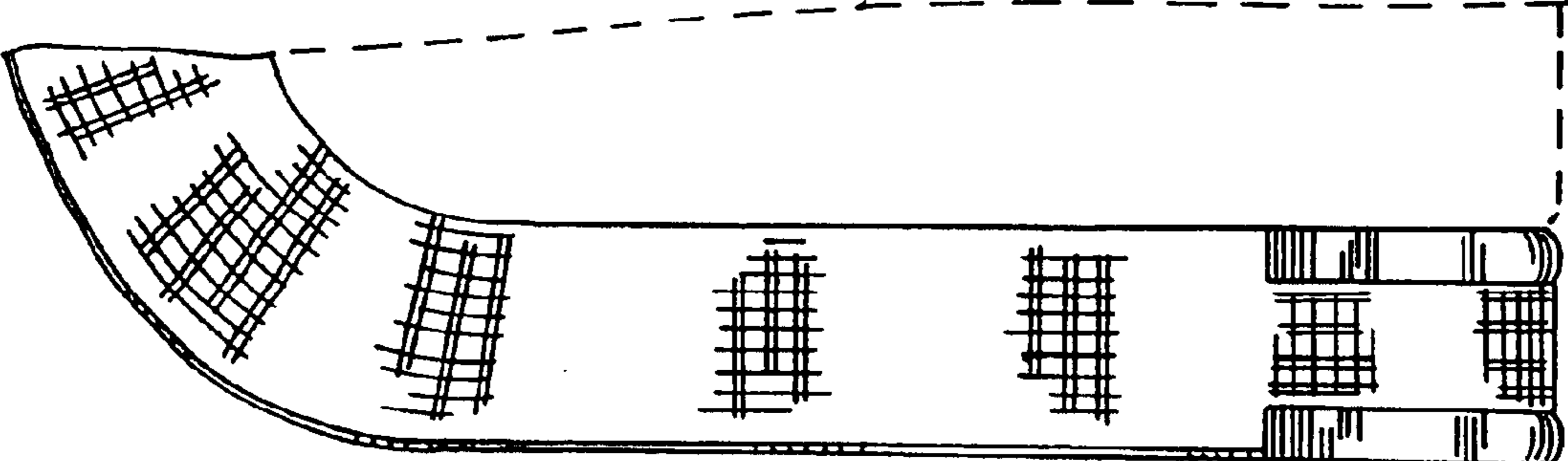


FIG. 4