

US00D501737S

(12) **United States Design Patent**  
**Clucas**

(10) **Patent No.: US D501,737 S**

(45) **Date of Patent: \*\* Feb. 15, 2005**

(54) **SPACESAVER SHELVES**

(75) Inventor: **Michael Clucas**, Boothwyn, PA (US)

(73) Assignee: **Zenith Products Corp.**, New Castle, DE (US)

(\*\*) Term: **14 Years**

(21) Appl. No.: **29/202,564**

(22) Filed: **Apr. 1, 2004**

(51) **LOC (7) Cl. .... 06-04**

(52) **U.S. Cl. .... D6/465; D6/468**

(58) **Field of Search .... D6/457-469, 524, D6/546; 108/59, 91, 92, 107, 149, 181; 211/13.1, 34, 37, 85.2, 85.26, 85.31, 133.2, 153, 181.1, 182, 186-189, 191, 194**

(56) **References Cited**

**U.S. PATENT DOCUMENTS**

D314,099 S \* 1/1991 Kee ..... D6/465  
D318,388 S \* 7/1991 Kee ..... D6/465

D320,900 S \* 10/1991 Yau Kee ..... D6/465  
D331,846 S \* 12/1992 Yau Kee ..... D6/465  
D456,638 S \* 5/2002 Walker ..... D6/465  
D471,032 S \* 3/2003 Clucas ..... D6/465  
D488,004 S \* 4/2004 Clucas ..... D6/465

\* cited by examiner

*Primary Examiner*—Mimosa De

(74) *Attorney, Agent, or Firm*—Edgar A. Zarins; Lloyd D. Doigan

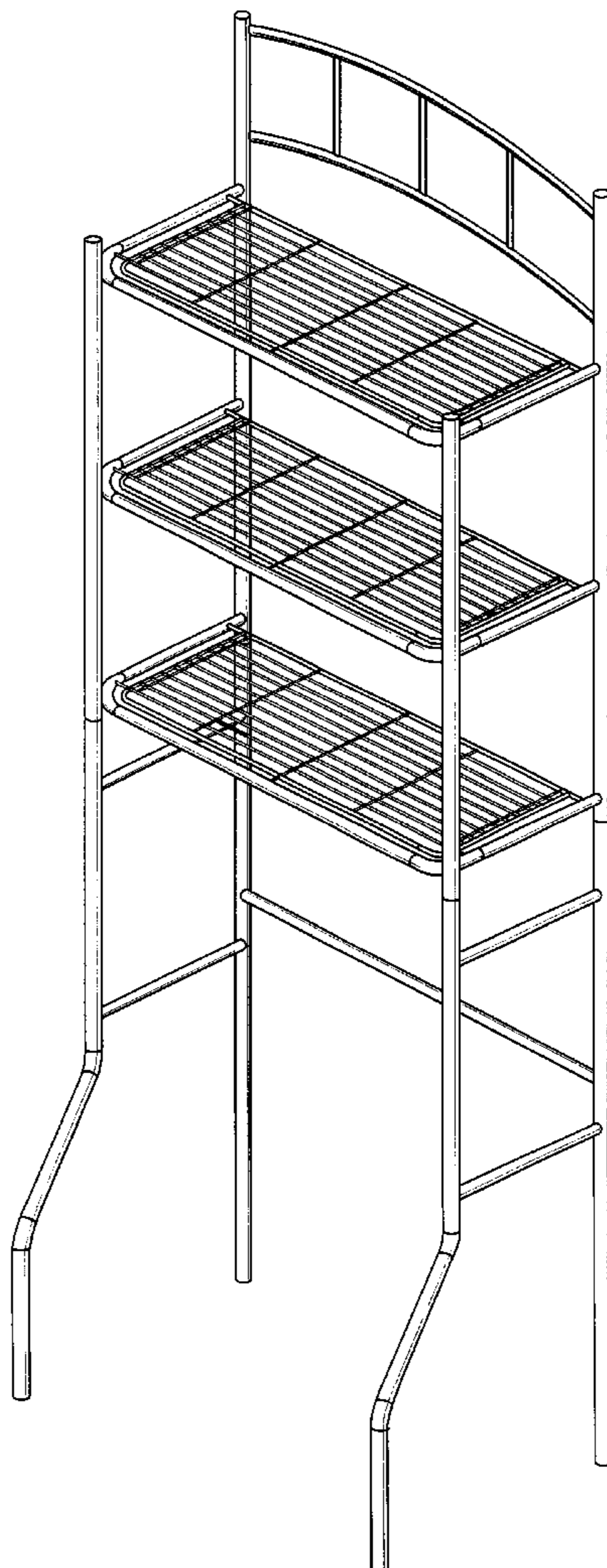
(57) **CLAIM**

The ornamental design for spacesaver shelves, as shown and described.

**DESCRIPTION**

FIG. 1 is a perspective view of spacesaver shelves showing my new design;  
FIG. 2 is a front elevational view thereof;  
FIG. 3 is a left side view thereof; the opposite side being a mirror image of the side shown; and,  
FIG. 4 is a top plan view thereof.

**1 Claim, 3 Drawing Sheets**



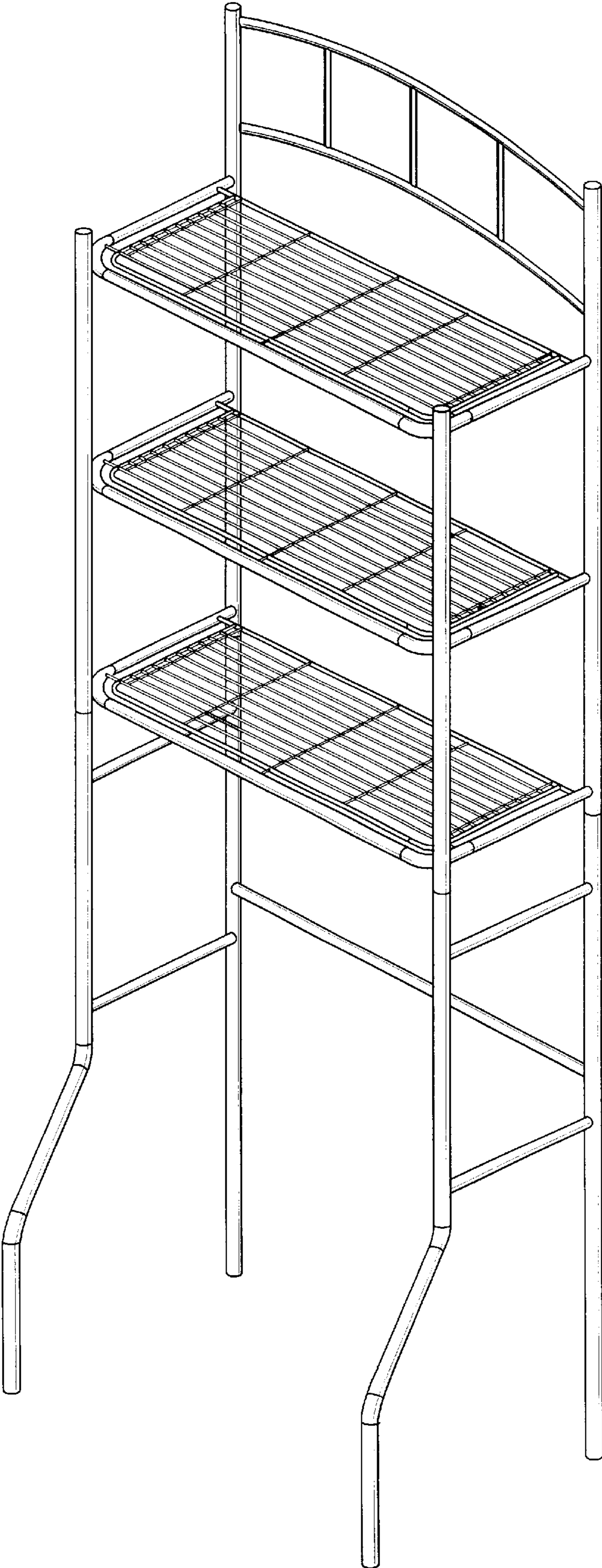


Fig-1




Fig-2

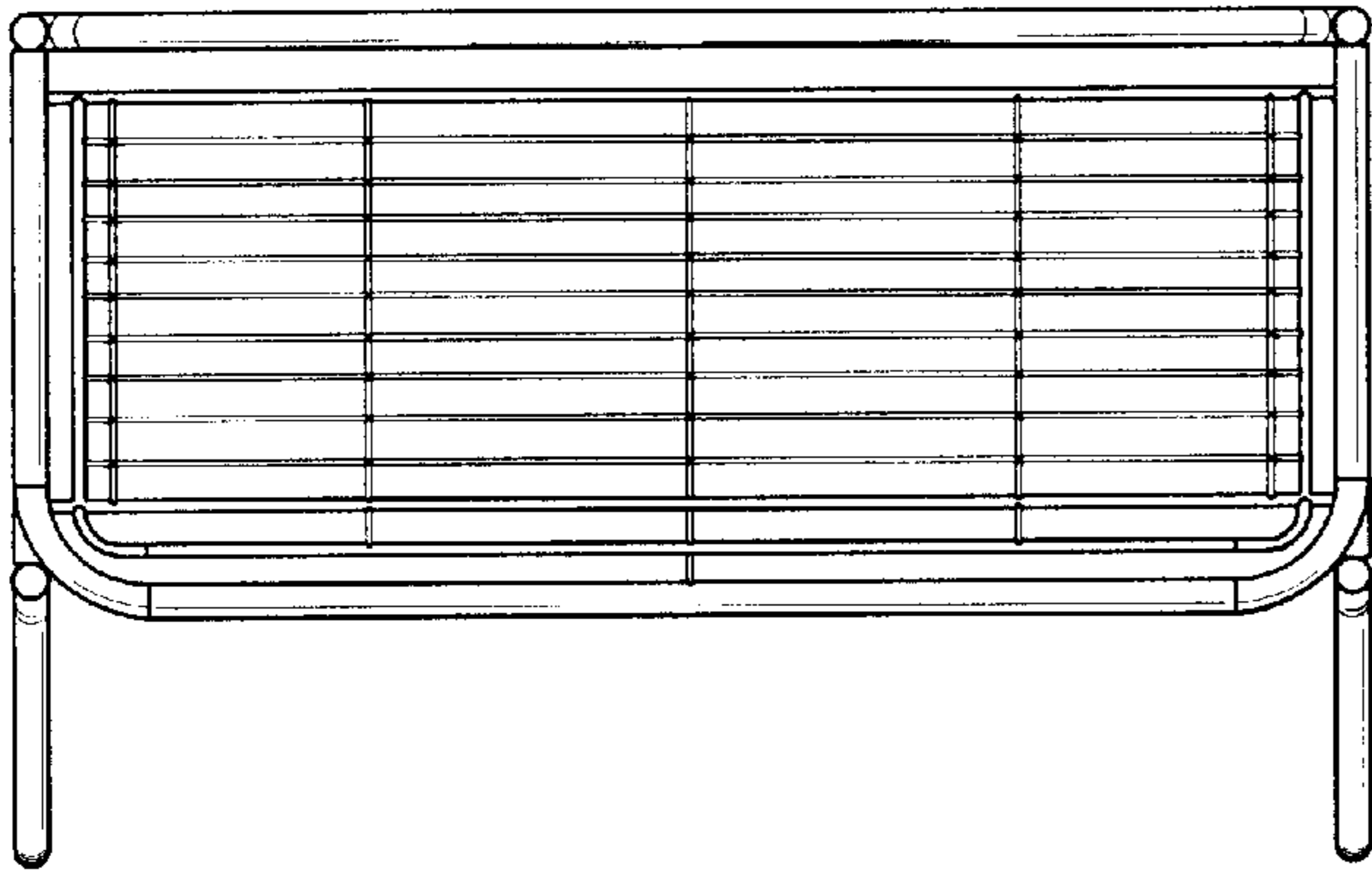


Fig-4




Fig-3