

US00D501729S

(12) **United States Design Patent**  
**Fonfeder**

(10) **Patent No.:** **US D501,729 S**  
(45) **Date of Patent:** **\*\* Feb. 15, 2005**

(54) **MIRROR**

(75) **Inventor:** **Danny Fonfeder, Montreal (CA)**

(73) **Assignee:** **Buffalo-Eastcantra Inc., St-Laurent (CA)**

(\*\*) **Term:** **14 Years**

(21) **Appl. No.:** **29/195,885**

(22) **Filed:** **Dec. 19, 2003**

(51) **LOC (7) Cl.** ..... **06-07**

(52) **U.S. Cl.** ..... **D6/303**

(58) **Field of Search** ..... D6/300-303, 308-314;  
40/700, 711, 714-716, 717, 720, 722, 725,  
735, 765, 766, 728, 780, 790, 798, 800;  
D11/133; D20/29, 23

(56) **References Cited**

**U.S. PATENT DOCUMENTS**

D261,463 S \* 10/1981 Martin ..... D6/303  
D262,719 S \* 1/1982 Dweck ..... D21/328  
D274,986 S \* 8/1984 Mermelstein ..... D10/6

D317,530 S \* 6/1991 Masterson ..... D6/303  
D339,239 S \* 9/1993 Perkins ..... D6/303  
6,212,811 B1 \* 4/2001 Jones ..... 40/781  
D442,885 S \* 5/2001 Olinger ..... D11/133

\* cited by examiner

*Primary Examiner*—Janice E. Seeger

(74) *Attorney, Agent, or Firm*—Fish & Richardson P.C.

(57) **CLAIM**

I claim the ornamental design for a mirror, as shown and described.

**DESCRIPTION**

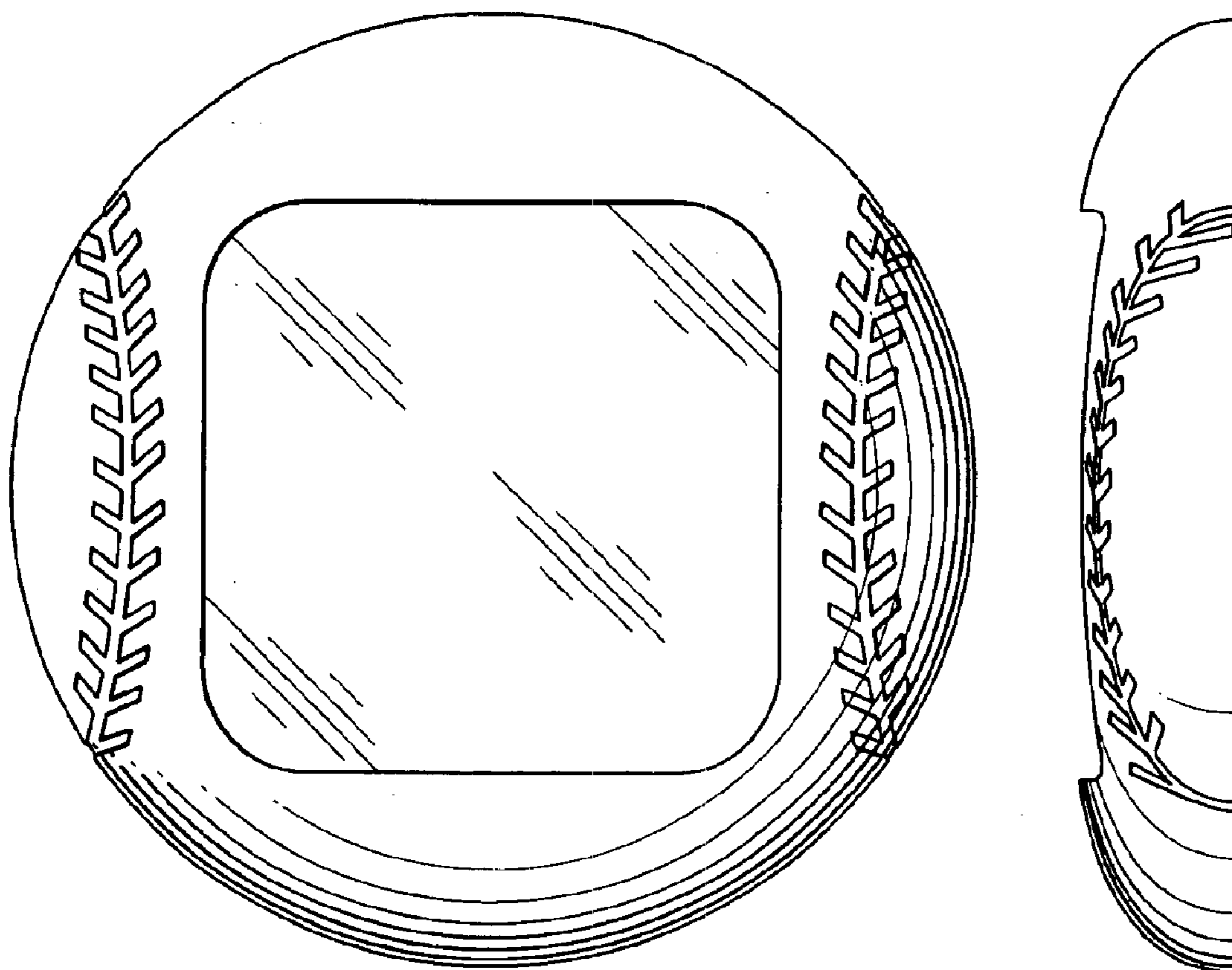
FIG. 1 is a top plan view of a mirror according to the present design;


FIG. 2 is a left side elevational view of the mirror of FIG. 1;

FIG. 3 is a right side elevational view of the mirror of FIG. 1;


FIG. 4 a rear elevational view of the mirror of FIG. 1; and,  
FIG. 5 is a front elevational view of the mirror of FIG. 1.

**1 Claim, 1 Drawing Sheet**

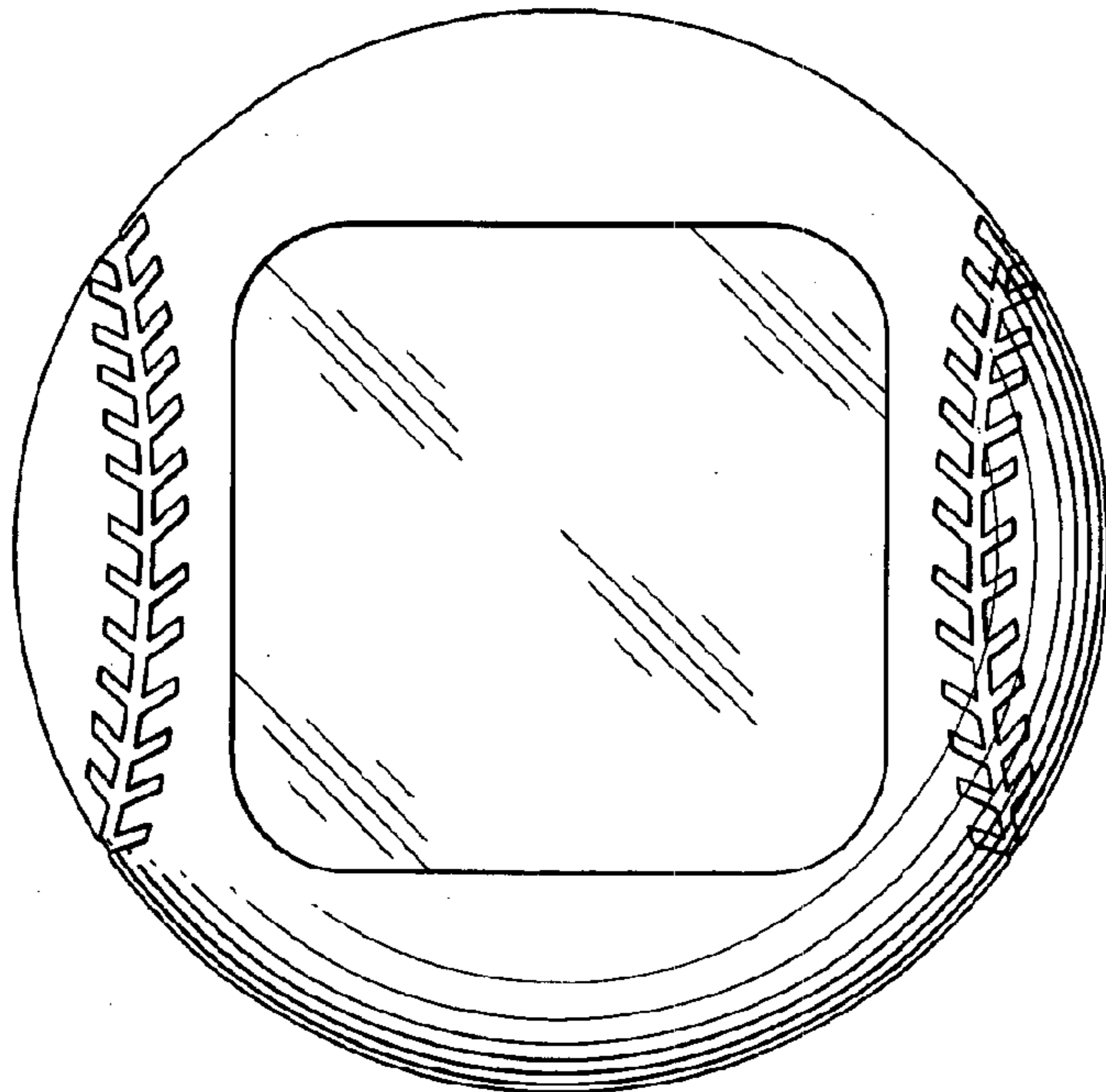




**Fig-4**



**Fig-2**



**Fig-1**



**Fig-3**



**Fig-5**