

US00D501724S

(12) **United States Design Patent**  
**Li et al.**

(10) **Patent No.:** **US D501,724 S**  
(45) **Date of Patent:** **\*\* Feb. 15, 2005**

(54) **TOOTHBRUSH**

(75) Inventors: **Li Li**, Beijing (CN); **Laurence Robert Punshon**, Andover (GB); **Simon Philip Shenton**, Maidenhead (GB); **Rui Gong**, Beijing (CN); **Carolyn Jayne Garnett**, St Johns Woking (GB)

(73) Assignee: **The Procter & Gamble Company**, Cincinnati, OH (US)

(\*\*) Term: **14 Years**

(21) Appl. No.: **29/190,366**

(22) Filed: **Sep. 18, 2003**

(30) **Foreign Application Priority Data**

Mar. 21, 2003 (GB) ..... 3011834

(51) **LOC (7) Cl.** ..... **04-02**

(52) **U.S. Cl.** ..... **D4/104**

(58) **Field of Search** ..... D4/104-112, 132, D4/134, 138; 15/143.1, 159.1, 167.1, 167.2; 16/110.1, 430, 431; 132/308; D7/393, 395, 401.2

(56) **References Cited**

**U.S. PATENT DOCUMENTS**

D410,787 S \* 6/1999 Barre et al. .... D4/104  
D438,012 S \* 2/2001 Cheong et al. .... D4/104

D446,021 S \* 8/2001 Jen ..... D4/104  
D451,679 S \* 12/2001 Ping ..... D4/104  
D470,312 S \* 2/2003 Saindon et al. .... D4/104

\* cited by examiner

*Primary Examiner*—Alan P. Douglas

*Assistant Examiner*—Lavone D. Tabor

(74) *Attorney, Agent, or Firm*—James C. Vago

(57) **CLAIM**

The ornamental design for a toothbrush, as shown and described.

**DESCRIPTION**

FIG. 1 is a perspective view of a toothbrush embodying the new design;

FIG. 2 is a front elevational view of the toothbrush of FIG. 1;

FIG. 3 is a rear elevational view of the toothbrush of FIG. 1;

FIG. 4 is a top plan view of the toothbrush of FIG. 1;

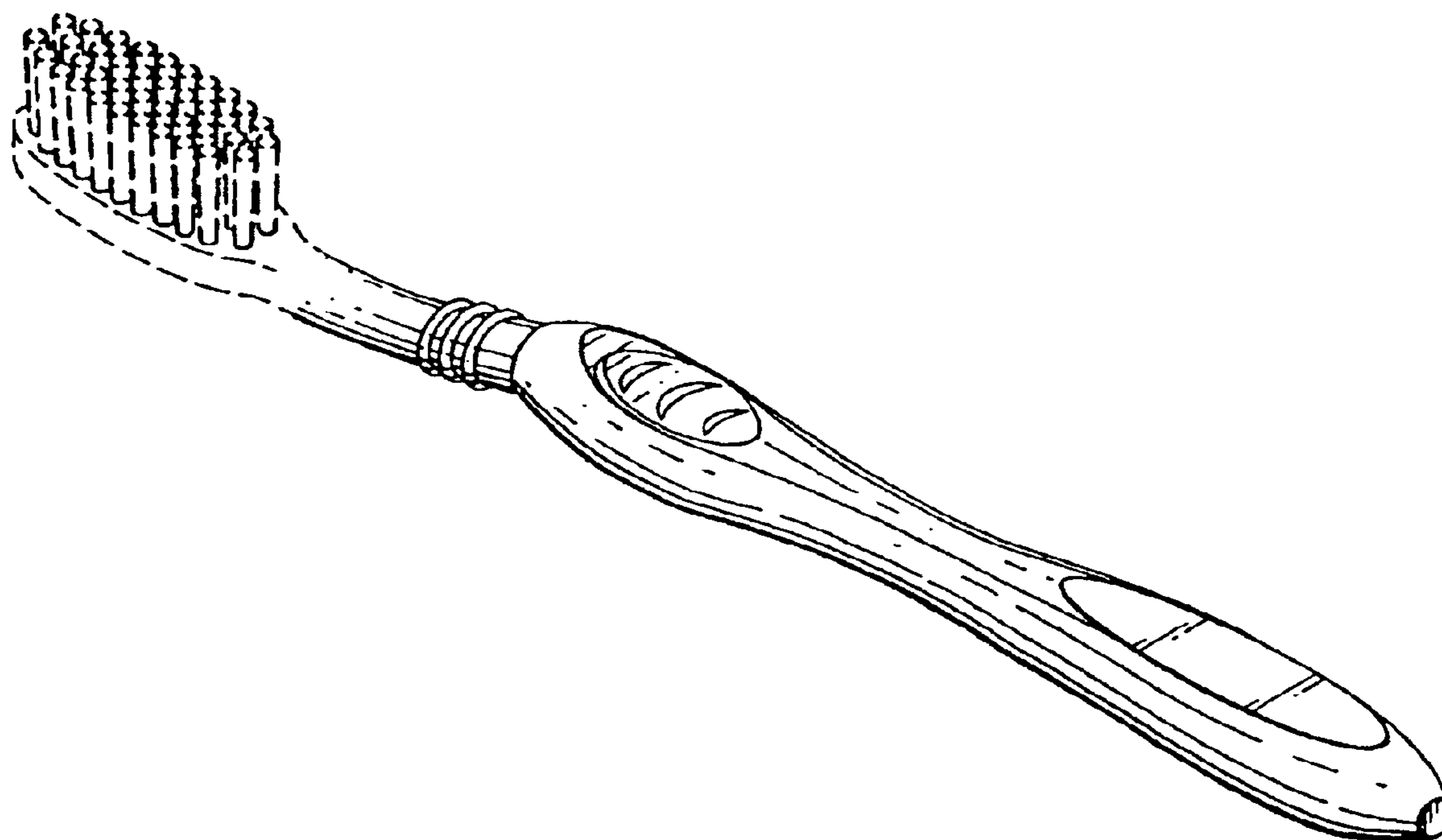
FIG. 5 is a bottom plan view of the toothbrush of FIG. 1;

FIG. 6 is left side elevational view of the toothbrush of FIG. 1; and,

FIG. 7 is a right side elevational view of the toothbrush of FIG. 1.

The broken lines showing the toothbrush head are for illustrative purposes only and form no part of the claimed design.

**1 Claim, 3 Drawing Sheets**



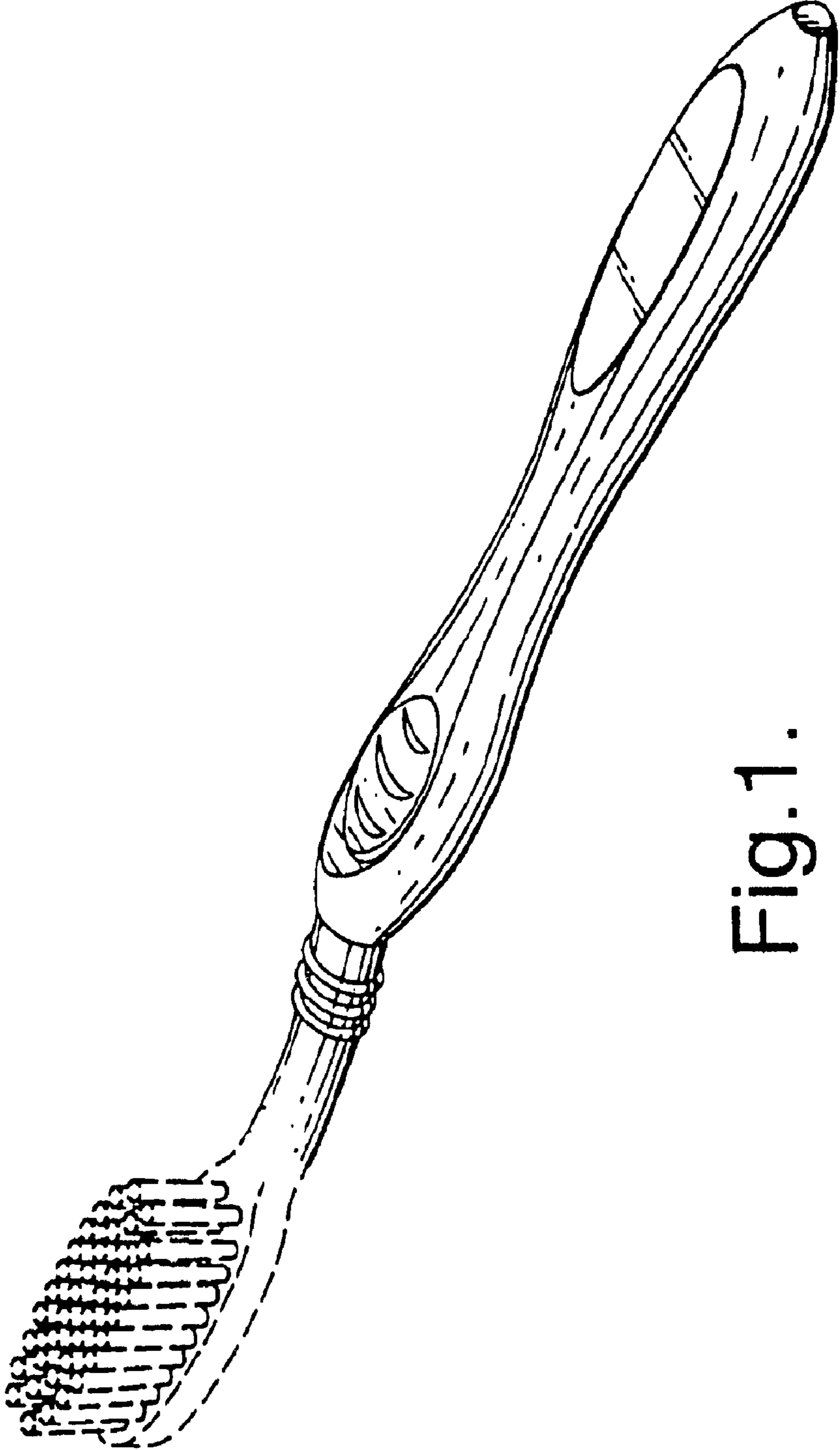


Fig. 1.

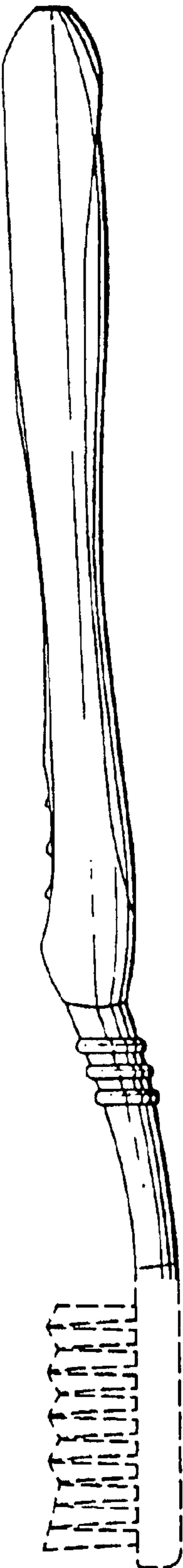


Fig.2.

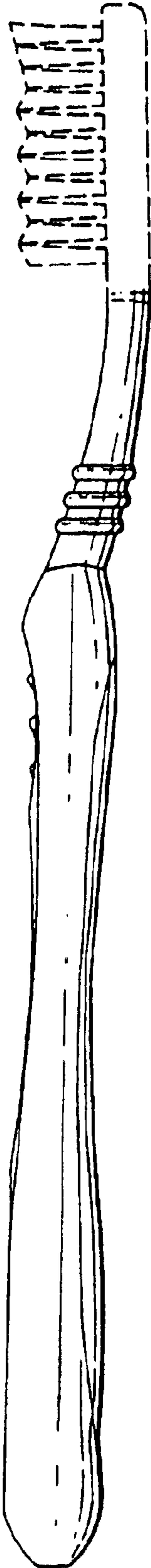


Fig.3.



Fig.4.



Fig.5.




Fig.6.

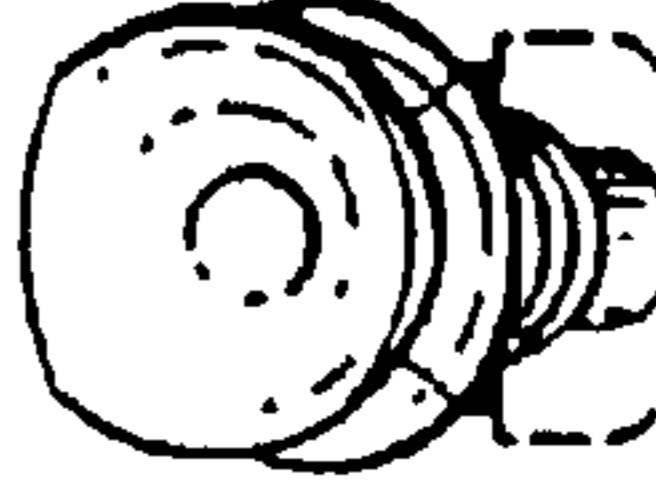


Fig.7.