

US00D501722S

(12) **United States Design Patent**  
**Zimmerman**

(10) **Patent No.:** **US D501,722 S**

(45) **Date of Patent:** **\*\* Feb. 15, 2005**

(54) **CONTAINER**

(75) **Inventor:** **Larry Gene Zimmerman, Hollis, NH (US)**

(73) **Assignee:** **Sterilite Corporation, Townsend, MA (US)**

(\*\*) **Term:** **14 Years**

(21) **Appl. No.:** **29/196,049**

(22) **Filed:** **Dec. 19, 2003**

(51) **LOC (7) Cl.** ..... **03-01**

(52) **U.S. Cl.** ..... **D3/294; D3/273**

(58) **Field of Search** ..... **D3/273, 276, 281, D3/282, 283, 294, 302; D9/420, 423, 424; 206/349, 503, 508, 509, 505; 220/835, 819**

(56) **References Cited**

**U.S. PATENT DOCUMENTS**

D257,528 S	11/1980	Cherry	.....	D9/431
D271,343 S	11/1983	Miller	.....	D34/43
4,620,644 A	11/1986	Miller	.....	220/334
4,685,567 A	8/1987	Webb	.....	206/506
4,765,480 A	8/1988	Malmanger	.....	206/506
D373,953 S	9/1996	Gale	.....	D9/425
D374,774 S	* 10/1996	Cassel	.....	D3/294
D378,552 S	* 3/1997	Lippisch	.....	D3/273
D382,112 S	8/1997	Egan	.....	D3/273
D384,502 S	10/1997	Seager et al.	.....	D3/294
5,673,791 A	* 10/1997	Jamison	.....	206/508
D401,064 S	* 11/1998	Cheris et al.	.....	D3/302

6,000,576 A	* 12/1999	Liu	.....	220/826
6,041,931 A	* 3/2000	Jacques	.....	206/505
D439,406 S	3/2001	Zimmerman	.....	D3/273
D448,166 S	9/2001	Zimmerman	.....	D3/273
6,318,586 B1	* 11/2001	Frankenberg	.....	220/826
D466,299 S	* 12/2002	Zimmerman	.....	D3/302
D480,560 S	* 10/2003	Tanji	.....	D3/294
D493,282 S	* 7/2004	Dubois et al.	.....	D3/273

**OTHER PUBLICATIONS**

Akro-Mils Catalogue, 1999; Keeperboxes.  
Rubbermaid Catalogue, 1997, 16 Gal LatchToppers Storage Box.  
Kmart Home Essentials, 2000; Flip Lid Tote.  
Contico, 2001; Container.  
LEWISystems; Storage Tote (2001 or earlier).

\* cited by examiner

*Primary Examiner*—Philip S. Hyder  
(74) *Attorney, Agent, or Firm*—Wilmer Cutler Pickering Hale and Dorr LLP

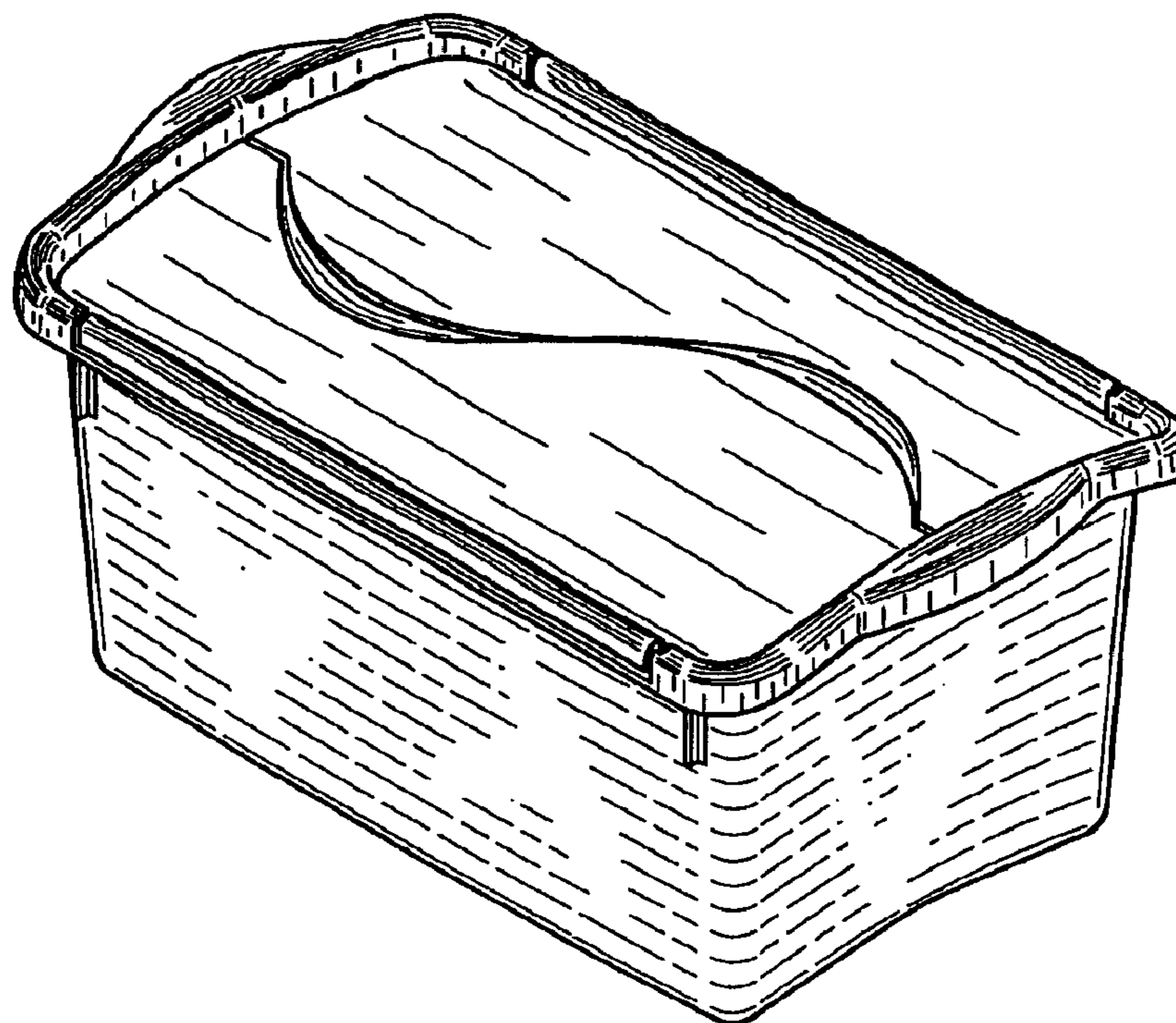
(57) **CLAIM**

The ornamental design for a container, as shown.

**DESCRIPTION**

FIG. 1 is a perspective view of a container showing my new design;  
FIG. 2 is a plan view thereof;  
FIG. 3 is a first side elevational view thereof;  
FIG. 4 is a second side elevational view thereof; and,  
FIG. 5 is a bottom view thereof.

**1 Claim, 2 Drawing Sheets**



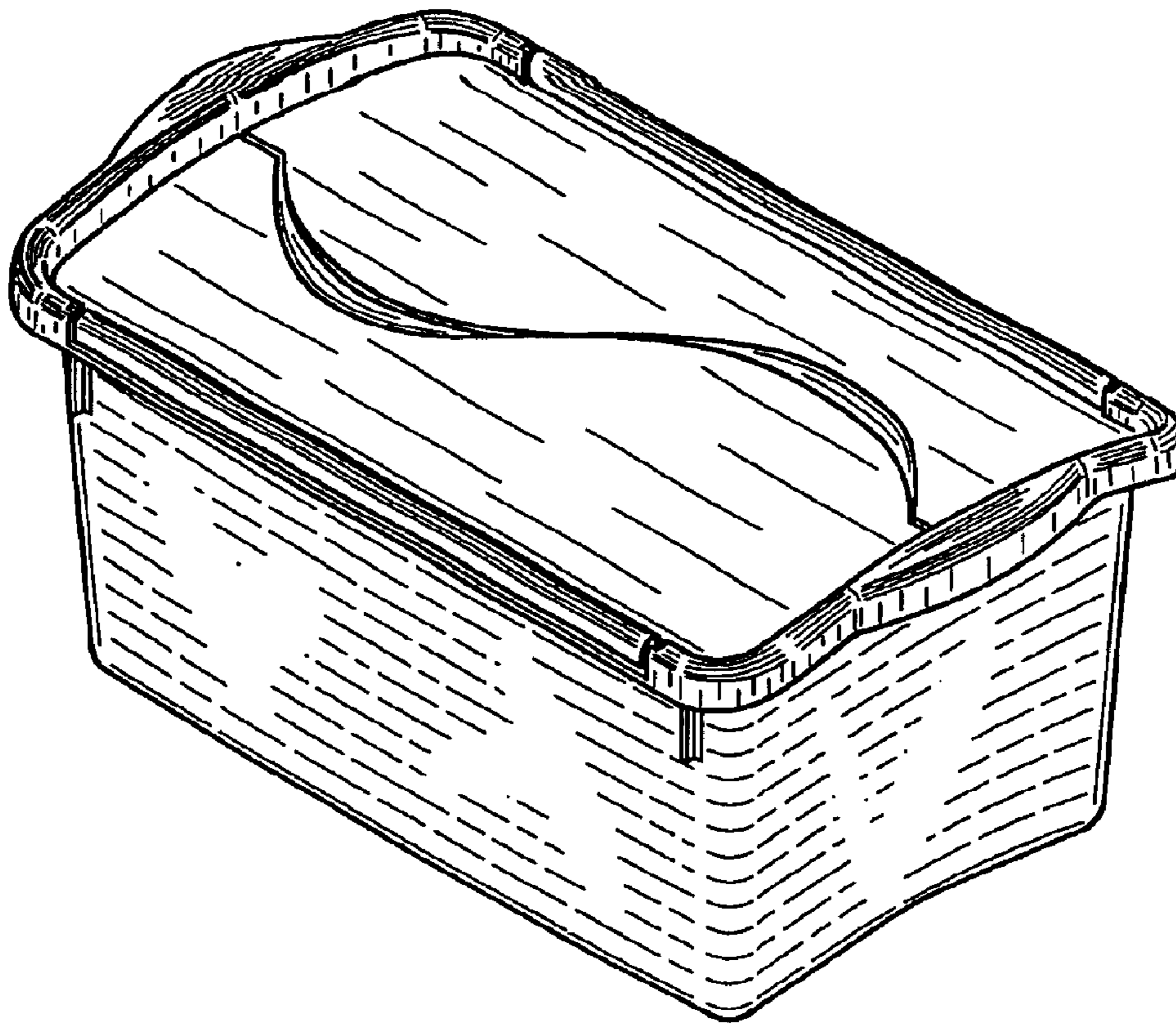


FIG. 1

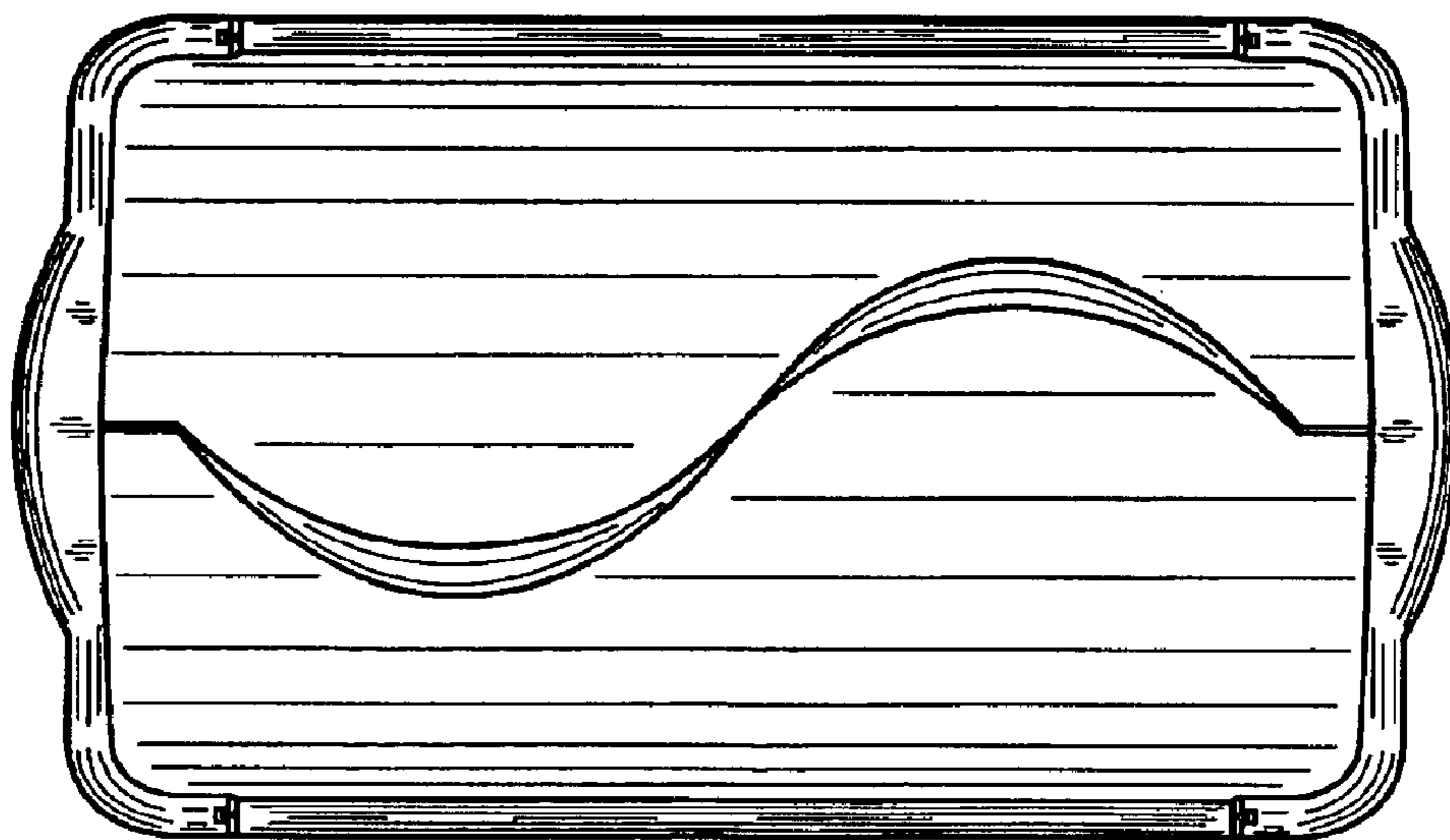


FIG. 2




FIG. 3

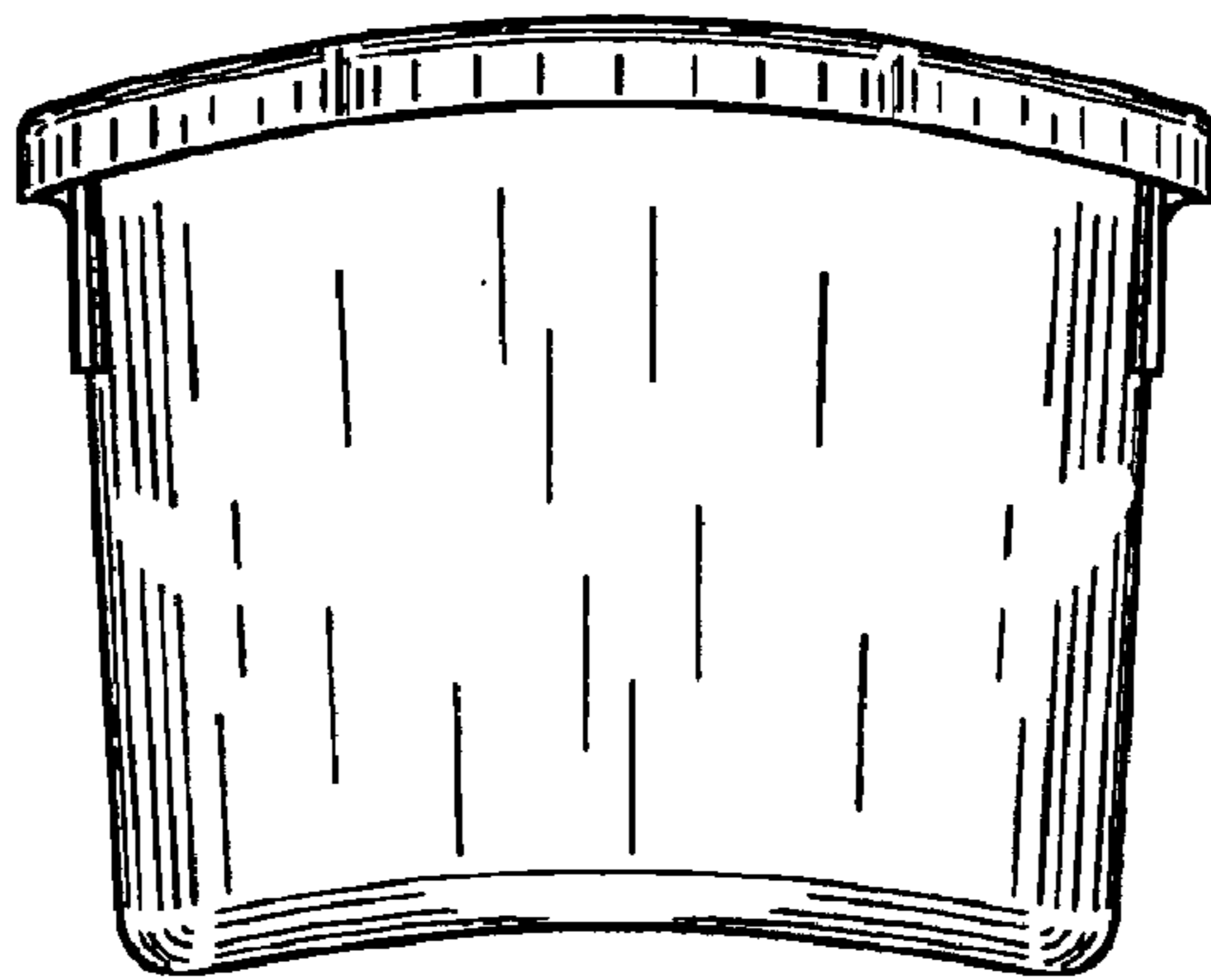


FIG. 4




FIG. 5