

US00D501714S

(12) **United States Design Patent**
Trybus

(10) **Patent No.:** **US D501,714 S**

(45) **Date of Patent:** **** Feb. 15, 2005**

(54) **NAIL FILE CARRYING CASE**

(76) **Inventor:** **Rebecca Trybus**, 1740 Sunset View Cir., Apopka, FL (US) 32703

(**) **Term:** **14 Years**

(21) **Appl. No.:** **29/169,769**

(22) **Filed:** **Oct. 25, 2002**

(51) **LOC (7) Cl.** **03-01**

(52) **U.S. Cl.** **D3/205**

(58) **Field of Search** D1/201, 205, 265, D1/266; D28/38, 59, 61, 77, 78, 83; 30/26, 27, 28, 29; 132/73, 73.5, 75, 75.5, 76.5, 200; 206/5, 6, 38, 235, 380, 579, 581; 220/833, 836, DIG. 13

(56) **References Cited**

U.S. PATENT DOCUMENTS

D21,762 S	8/1892	Estes	
1,127,292 A *	2/1915	Schuyler	206/38
1,420,523 A *	6/1922	Coryell	132/75
1,434,442 A	11/1922	Kohn et al.	
1,841,291 A	1/1932	Kern	
2,246,705 A	6/1941	Tyree	
2,408,888 A	10/1946	Shoop	
3,323,638 A	6/1967	Dishart	
3,770,114 A	11/1973	Jackson	
D259,596 S *	6/1981	Gray	D3/265
5,076,428 A	12/1991	Shaw	
D338,123 S	8/1993	Crawford	
5,485,642 A	1/1996	Wiggleton et al.	
5,704,469 A *	1/1998	Daniele et al.	206/380

D422,139 S * 4/2000 Meikle D3/268
D447,285 S 8/2001 Trybus
6,470,895 B1 * 10/2002 Miller et al. 132/76.4

* cited by examiner

Primary Examiner—Louis S. Zarfaz
Assistant Examiner—Monica A. Weingart

(57) **CLAIM**

The ornamental design for a nail file carrying case, as shown and described.

DESCRIPTION

FIG. 1 is a front elevational view of the nail file carrying case of the present invention;
FIG. 2 is a rear elevational view of the nail file carrying case of FIG. 1;
FIG. 3 is a left side elevational view of the nail file carrying case of FIG. 1, the right side elevational view being a mirror image thereof;
FIG. 4 is a top plan view of the nail file carrying case of FIG. 1;
FIG. 5 is a bottom plan view of the nail file carrying case of FIG. 1;
FIG. 6 is a top, front, right side perspective view of the nail file carrying case of FIG. 1; and,
FIG. 7 is a top, front, left side perspective view of the nail file carrying case of FIG. 1 shown in an alternate position. The broken lines showing of lettering in FIGS. 4 and 6 are for illustrative purposes only and form no part of the claimed design.

1 Claim, 7 Drawing Sheets

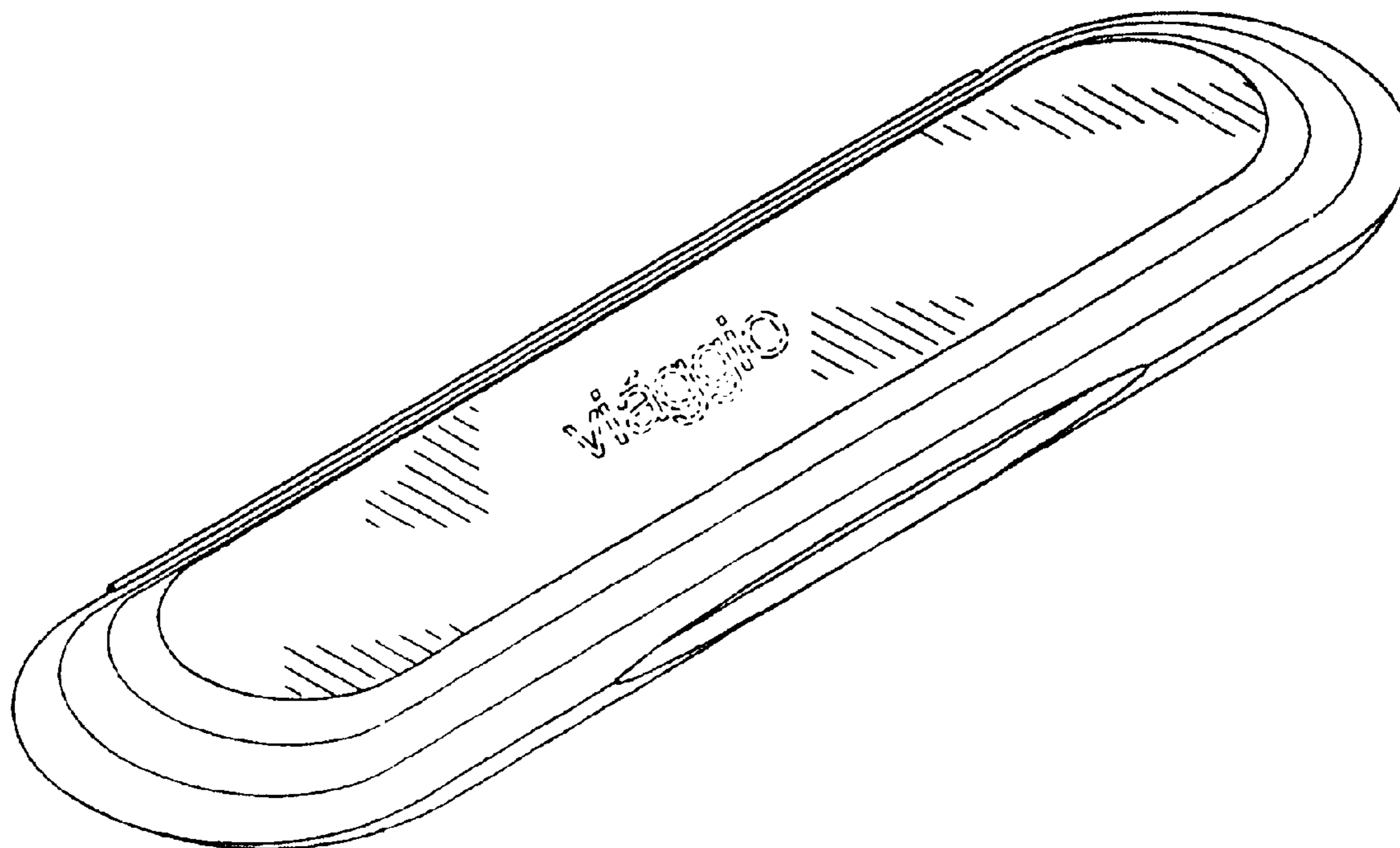


Fig. 1





Fig. 2






Fig. 3

Fig. 4

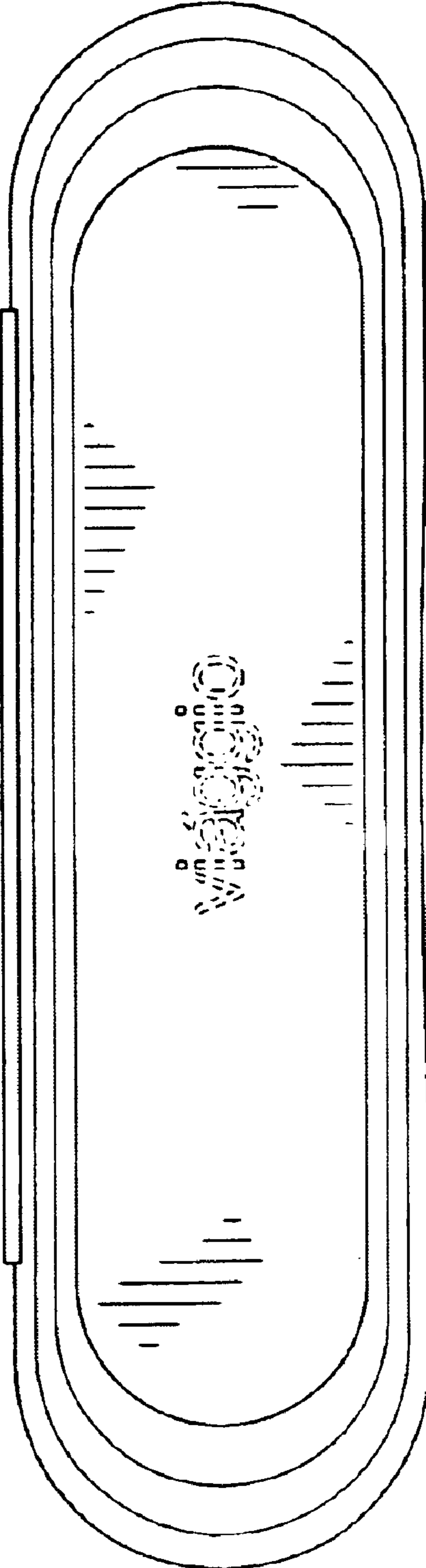
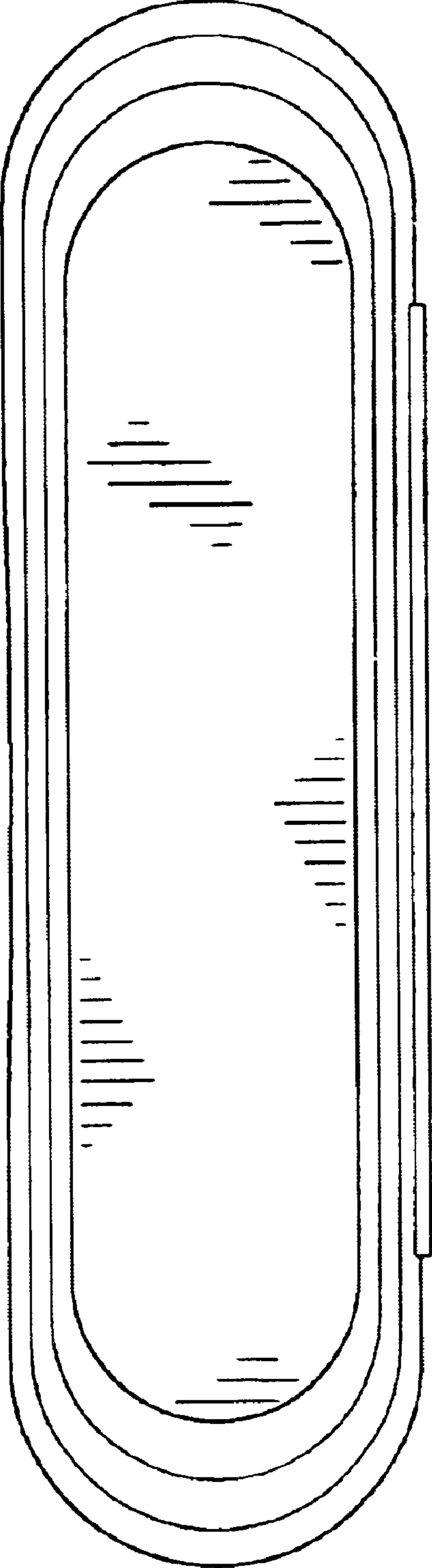


Fig. 5



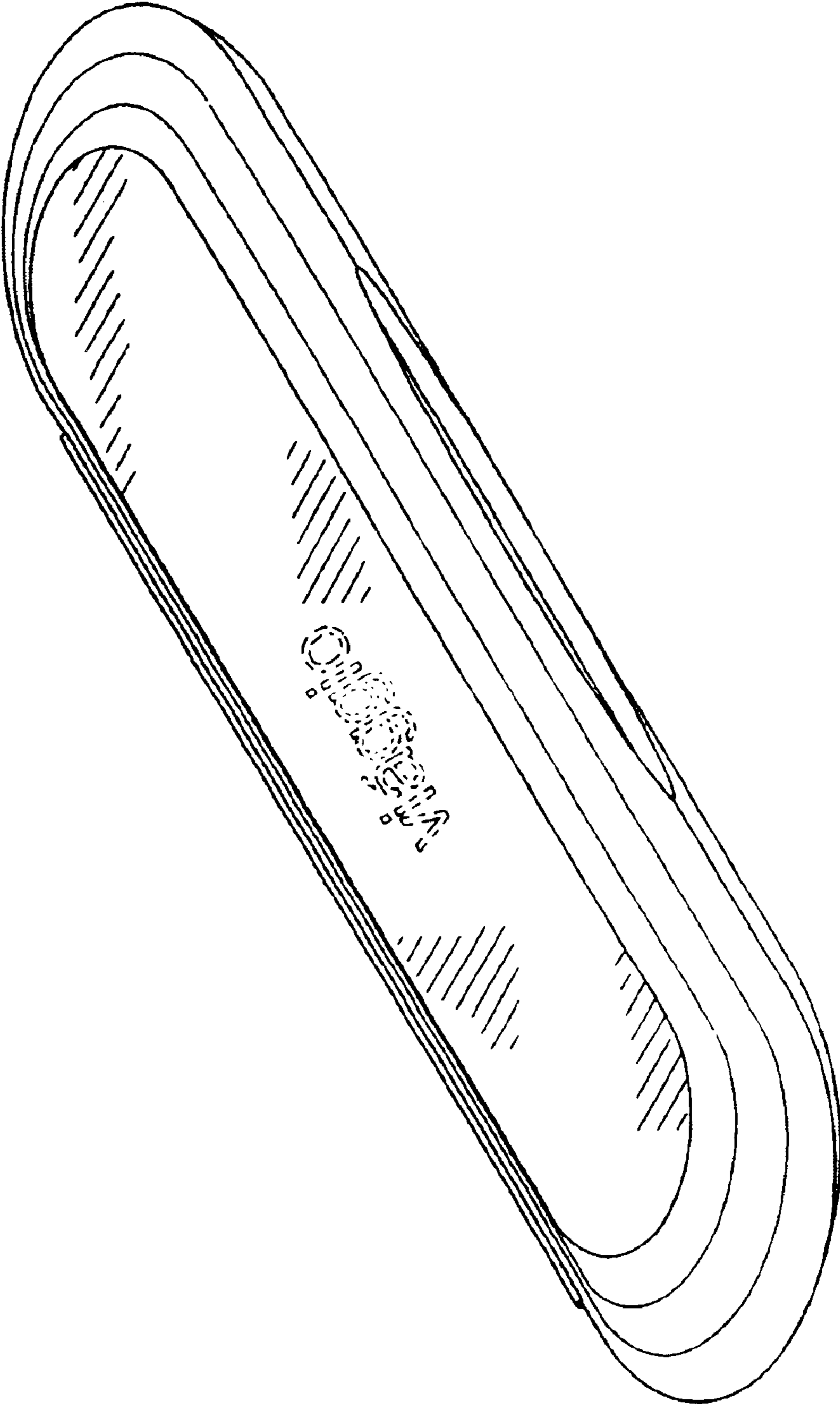


Fig. 6

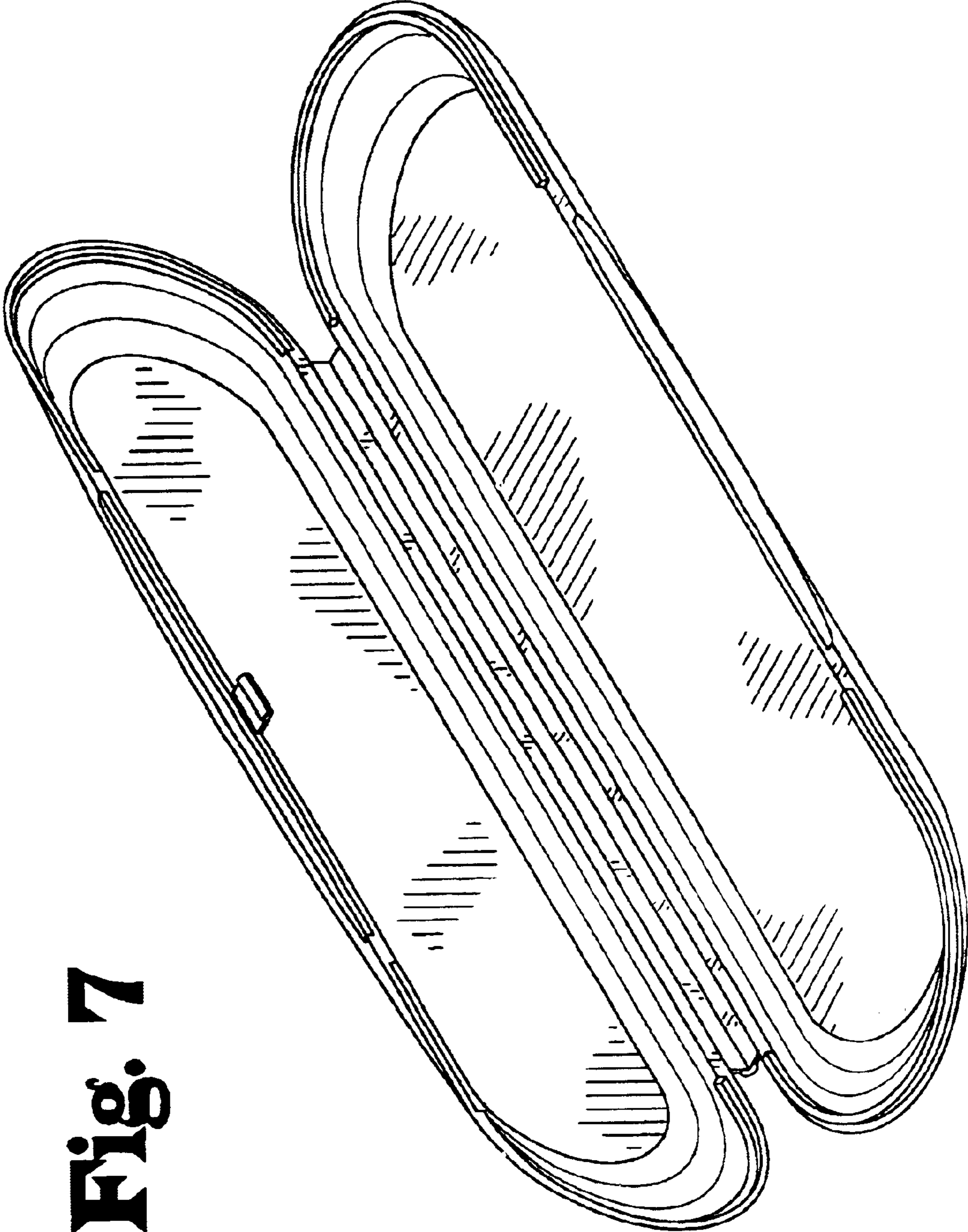


Fig. 7