

US00D501708S

(12) **United States Design Patent** (10) Patent No.: **US D501,708 S**  
**Andrews-Kramer** (45) Date of Patent: **\*\* Feb. 15, 2005**

(54) **SHOE OUTSOLE**

(75) Inventor: **Holly Andrews-Kramer**, Menlo Park, CA (US)

(73) Assignee: **Ariat International, Inc.**, Union City, CA (US)

(\*\*) Term: **14 Years**

(21) Appl. No.: **29/198,490**

(22) Filed: **Jan. 29, 2004**

(51) LOC (7) Cl. .... **02-04**

(52) U.S. Cl. .... **D2/960; D2/953; D2/957; D2/959**

(58) Field of Search ..... D2/947, 950-957, D2/959, 960; 36/3 B, 22 R, 25 R, 30 R, 32 A, 32 R, 35 R, 59 R, 59 C, 67 A, 67 B, 7.6, 7.7, 24.5, 114, 37

D335,953 S 6/1993 Tyng  
 5,237,758 A 8/1993 Zachman  
 D338,996 S 9/1993 Issler et al.  
 D343,272 S 1/1994 James  
 D346,480 S 5/1994 Davidson  
 D348,148 S 6/1994 Limauro  
 D351,718 S 10/1994 Novy  
 D373,896 S 9/1996 Parker  
 D392,445 S 3/1998 Tresser  
 D395,743 S 7/1998 Ryan  
 5,775,005 A \* 7/1998 McClelland ..... 36/31  
 D401,043 S 11/1998 Truelsen  
 D402,095 S \* 12/1998 Cretinon ..... D2/957  
 D405,594 S 2/1999 Toshikazu  
 D427,755 S 7/2000 Tresser  
 D433,790 S \* 11/2000 Oliver ..... D2/957  
 D468,083 S \* 1/2003 Morais ..... D2/960  
 D487,840 S \* 3/2004 Hillyer ..... D2/960  
 D488,294 S \* 4/2004 Lancon ..... D2/957  
 D495,480 S \* 9/2004 Laberge ..... D2/960

\* cited by examiner

(56) **References Cited**

**U.S. PATENT DOCUMENTS**

D15,185 S 8/1884 Brooks  
 1,250,312 A \* 12/1917 Healey ..... 36/108  
 1,583,812 A 5/1926 Surridge, Jr.  
 D88,881 S \* 1/1933 L'Hollier ..... D2/957  
 2,155,166 A 4/1939 Kraft  
 D124,794 S \* 1/1941 Kavenagh et al. .... D2/959  
 2,408,214 A \* 9/1946 Husted ..... 36/59 C  
 2,722,756 A \* 11/1955 Ecclesine ..... 36/59 C  
 D259,595 S 6/1981 Famolare, Jr.  
 4,624,062 A 11/1986 Autry  
 D287,902 S 1/1987 Forsyth  
 4,724,624 A 2/1988 Duclos  
 D307,816 S 5/1990 Schneider  
 D323,058 S 1/1992 Chow  
 5,203,097 A 4/1993 Blair  
 D335,572 S 5/1993 Peterson  
 D335,762 S 5/1993 Peterson

Primary Examiner—Celia A. Murphy  
 (74) Attorney, Agent, or Firm—Carr & Ferrell LLP

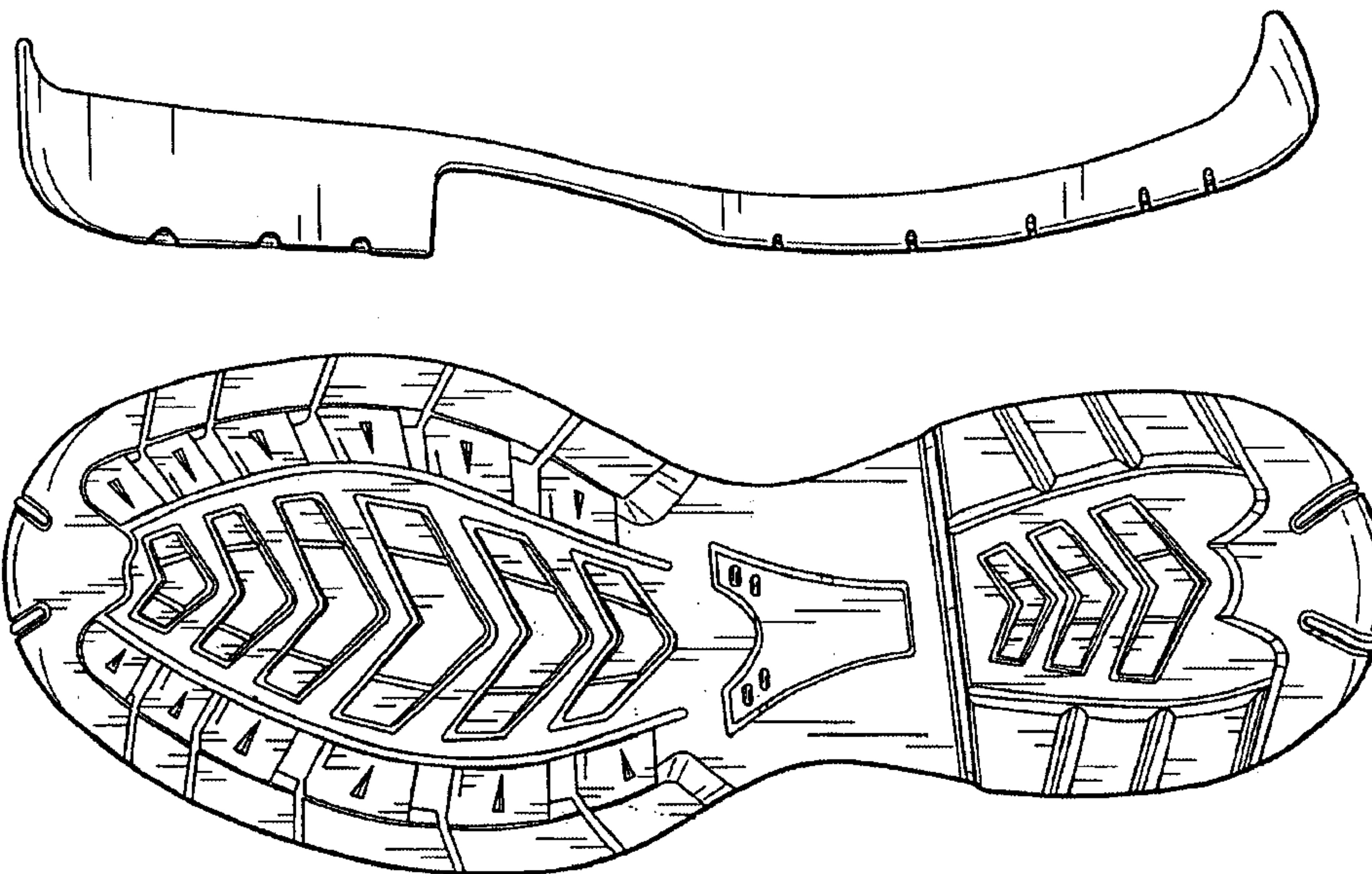
(57) **CLAIM**

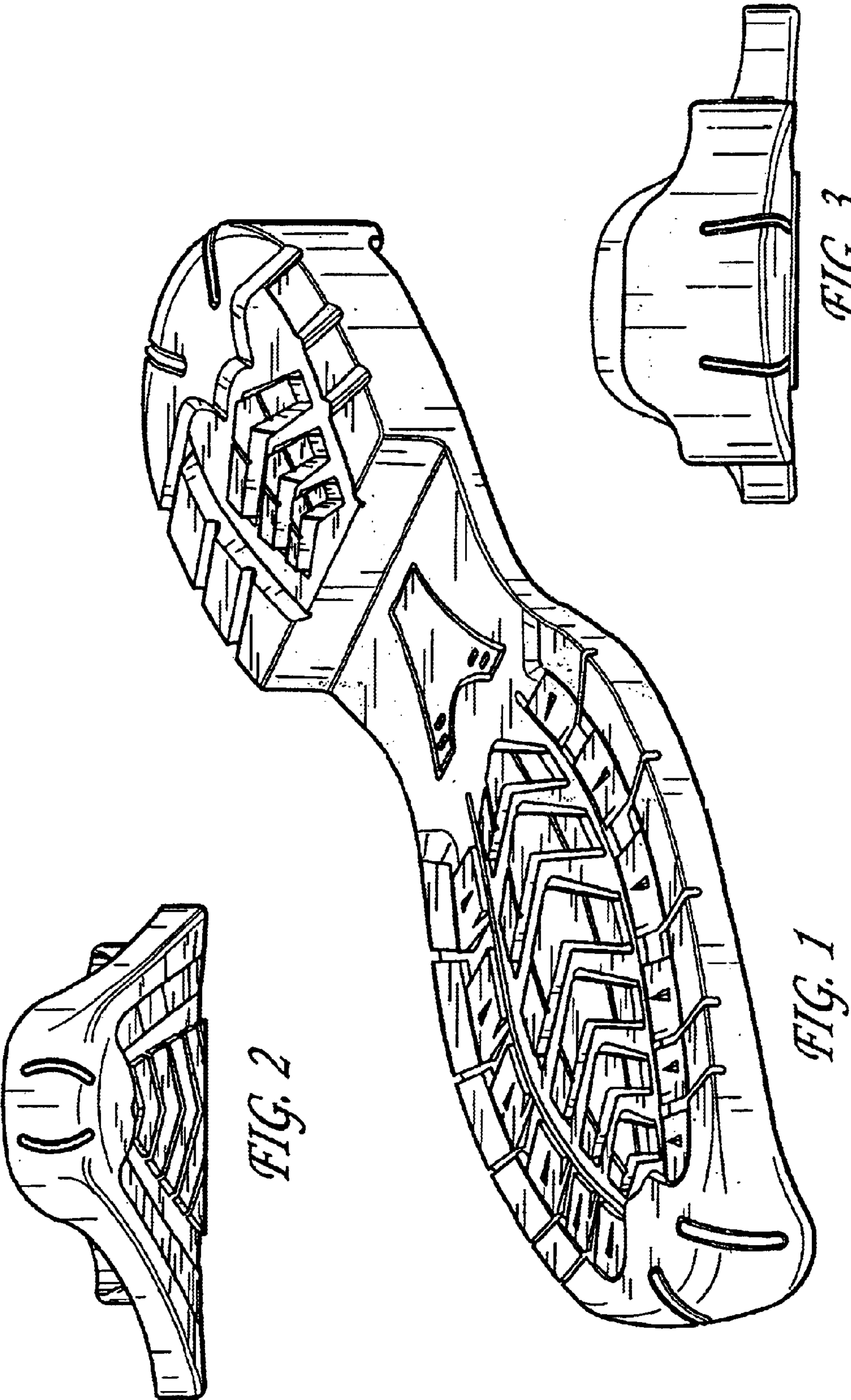
The ornamental design for the shoe outsole, as shown and described.

**DESCRIPTION**

FIG. 1 is a perspective view of the shoe outsole showing a bottom, front, and left sides of the new design;  
 FIG. 2 is a front view of the shoe outsole of FIG. 1;  
 FIG. 3 is a rear view of the shoe outsole of FIG. 1;  
 FIG. 4 is a right side view of the shoe outsole of FIG. 1;  
 FIG. 5 is a left side view of the shoe outsole of FIG. 1;  
 FIG. 6 is a bottom view of the shoe outsole of FIG. 1; and,  
 FIG. 7 is a top view of the shoe outsole of FIG. 1.

**1 Claim, 3 Drawing Sheets**





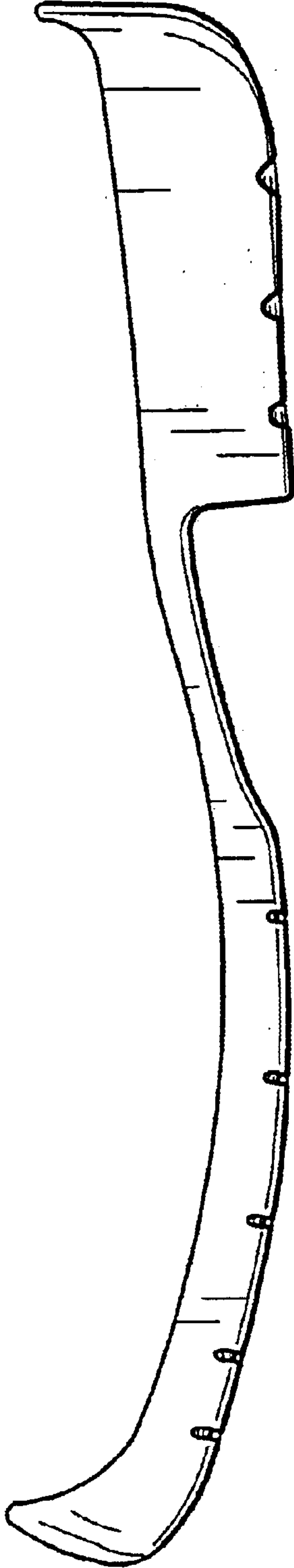


FIG. 4

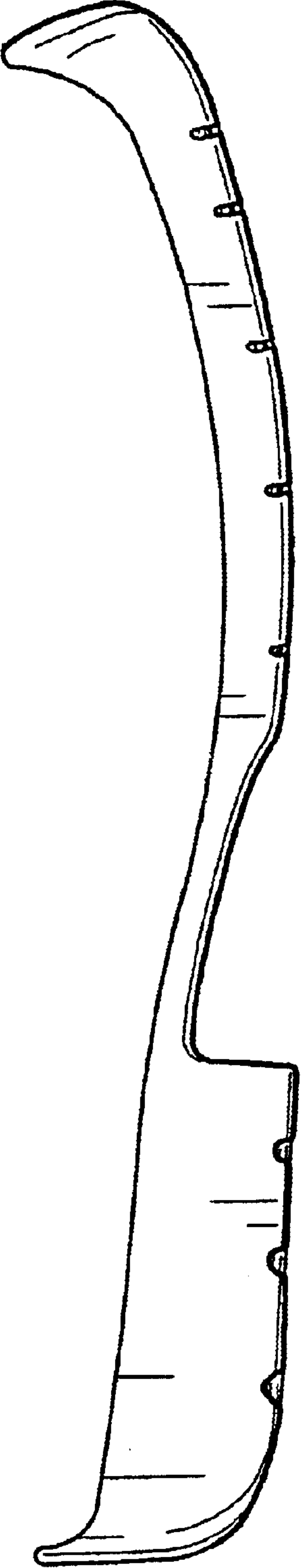


FIG. 5



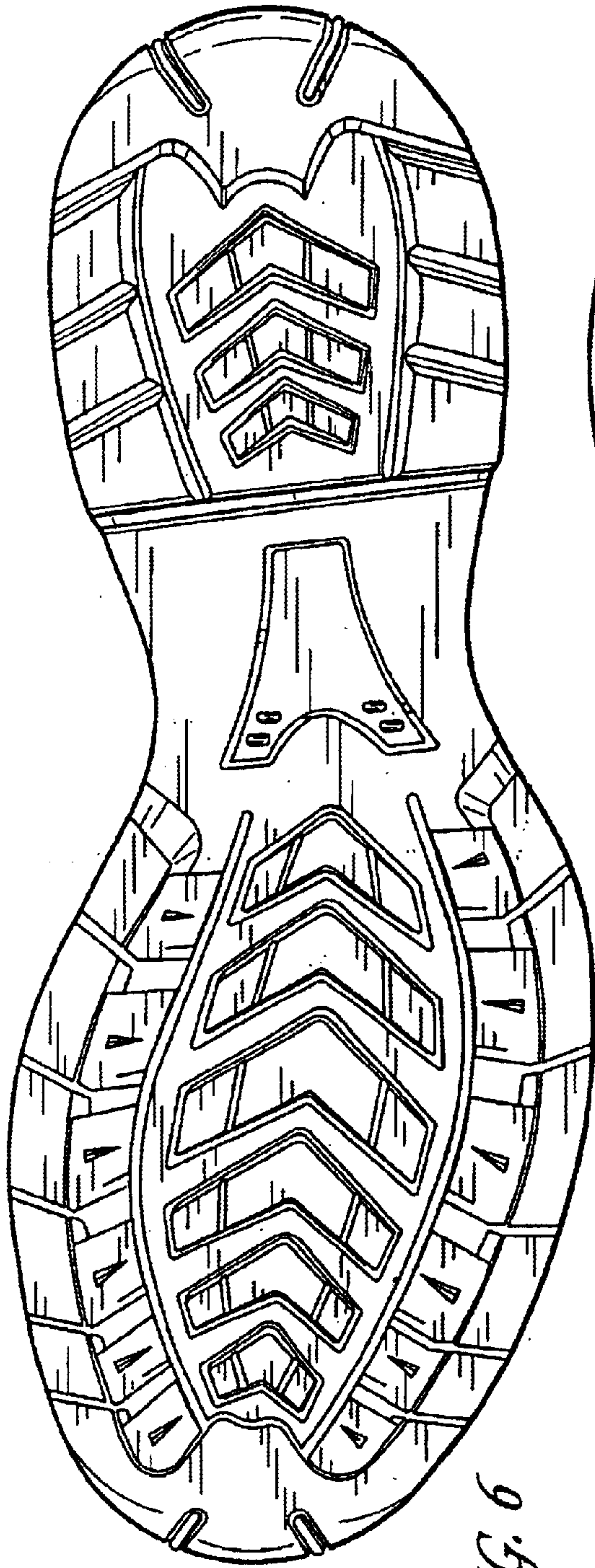


FIG. 6

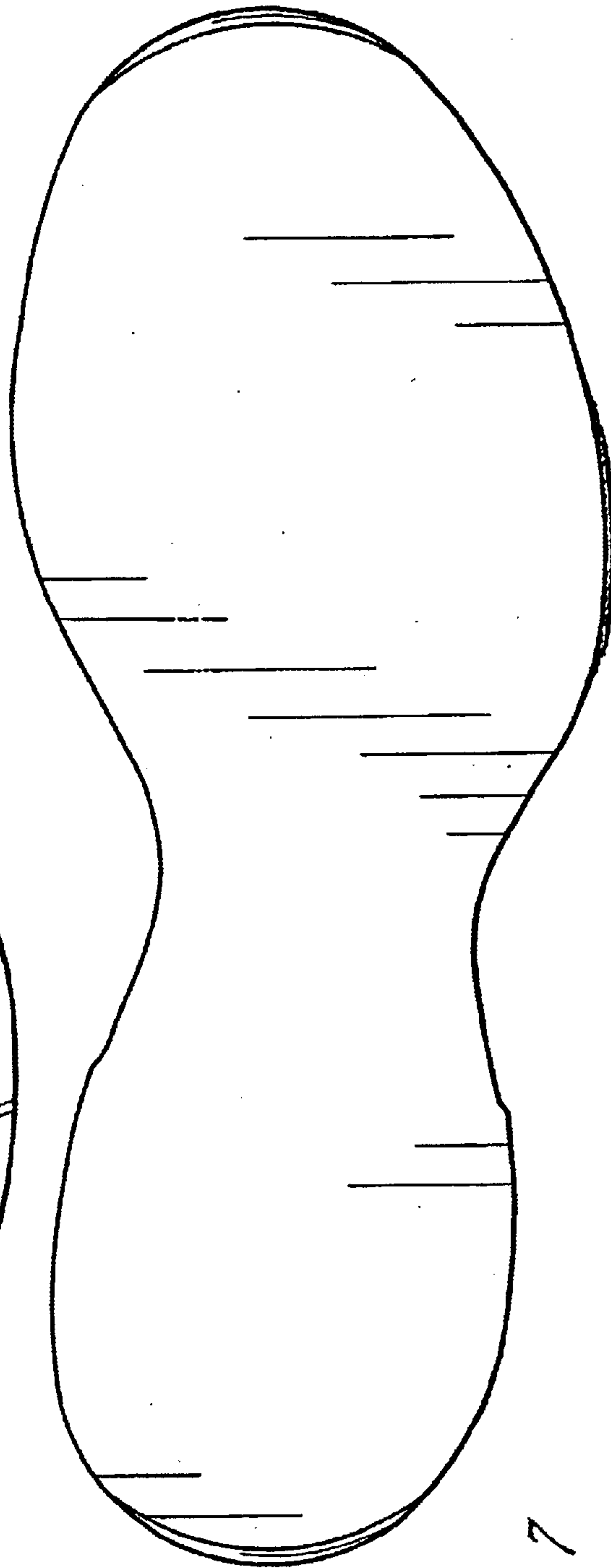


FIG. 7