

US00D501697S

(12) **United States Design Patent**
Bortone

(10) **Patent No.:** **US D501,697 S**

(45) **Date of Patent:** **** Feb. 15, 2005**

(54) **CURLY SHAPED PUFFED EXTRUDATE SNACK FOOD**

(75) Inventor: **Eugenio Bortone**, Frisco, TX (US)

(73) Assignee: **Frito-Lay North America, Inc.**, Plano, TX (US)

(**) Term: **14 Years**

(21) Appl. No.: **29/165,176**

(22) Filed: **Aug. 5, 2002**

(51) **LOC (7) Cl.** **01-01**

(52) **U.S. Cl.** **D1/125**

(58) **Field of Search** D1/125, 126, 129;
426/94, 104-105, 138, 274, 549, 559, 583,
539, 550, 440, 445-446, 499-501, 513,
808

(56) **References Cited**

U.S. PATENT DOCUMENTS

2,159,246	A	*	5/1939	Beyer	426/500
3,156,194	A		11/1964	Scott		
3,180,737	A	*	4/1965	Culp	426/412
D214,659	S	*	7/1969	Cooper et al.	D1/125
D401,735	S		12/1998	Rom		
D458,434	S		6/2002	Bortone		

* cited by examiner

Primary Examiner—Pamela Burgess

(74) *Attorney, Agent, or Firm*—Colin P. Cahoon; Carstens & Cahoon

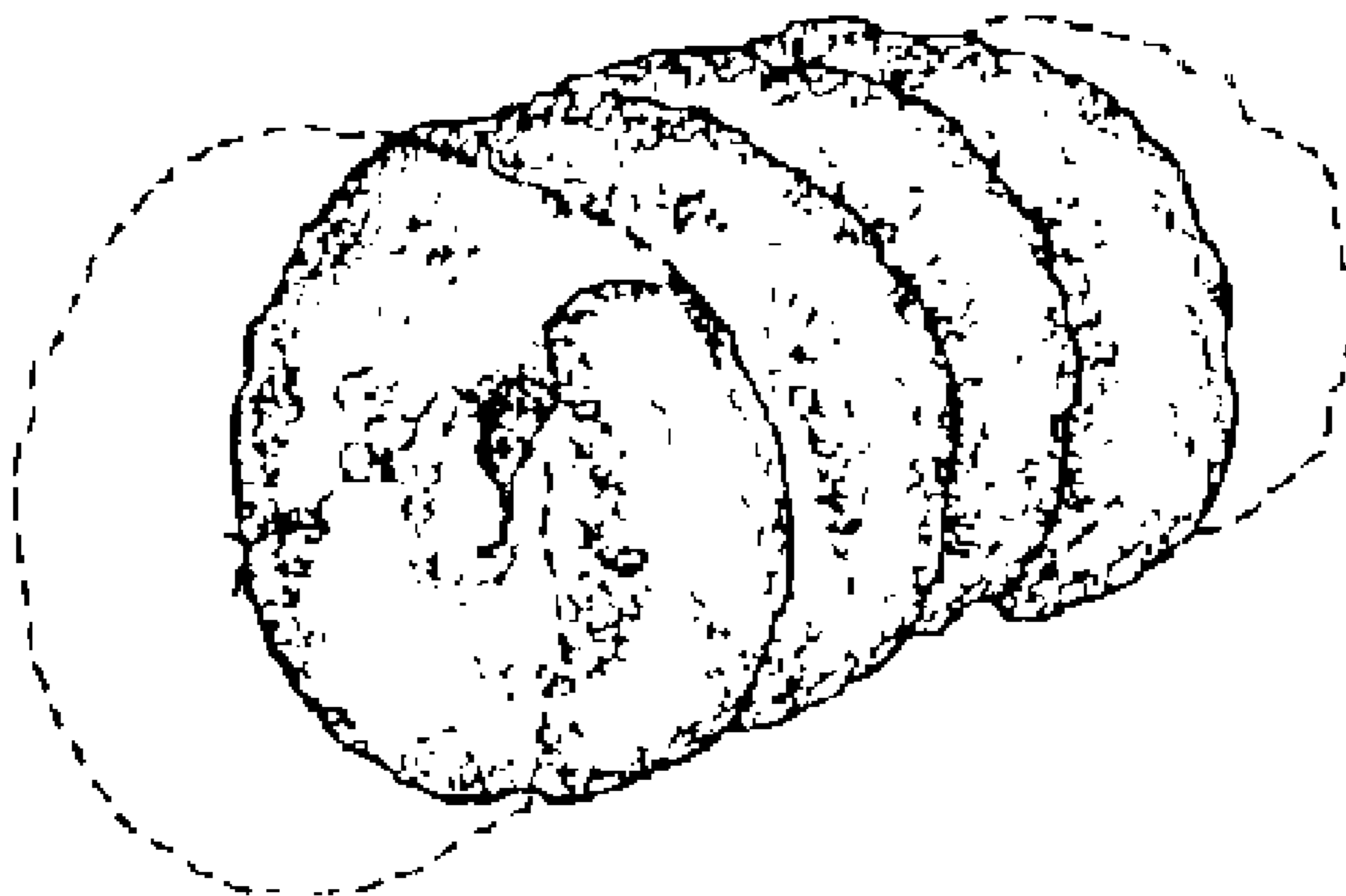
(57) **CLAIM**

The ornamental design for a curly shaped puffed extrudate snack food, as shown and described.

DESCRIPTION

FIG. 1 is a front perspective view of the curly shaped puffed extrudate snack food of the present invention;
 FIG. 2 is a rear perspective view of the curly shaped puffed extrudate snack food of the present invention;
 FIG. 3 is a right side elevation view of the curly shaped puffed extrudate snack food of the present invention;
 FIG. 4 is a left side elevation view of the curly shaped puffed extrudate snack food of the present invention;
 FIG. 5 is a front elevation view of the curly shaped puffed extrudate snack food of the present invention;
 FIG. 6 is a rear elevation view of the curly shaped puffed extrudate snack food of the present invention;
 FIG. 7 is a top elevation view of the curly shaped puffed extrudate snack food of the present invention; and,
 FIG. 8 is a bottom elevation view of the curly shaped puffed extrudate snack food of the present invention.
 The broken lines showing additional structure in FIGS. 1, 2, 3, 4, 7, and 8 are for illustrative purposes only and forms no part of the claimed design.

1 Claim, 1 Drawing Sheet



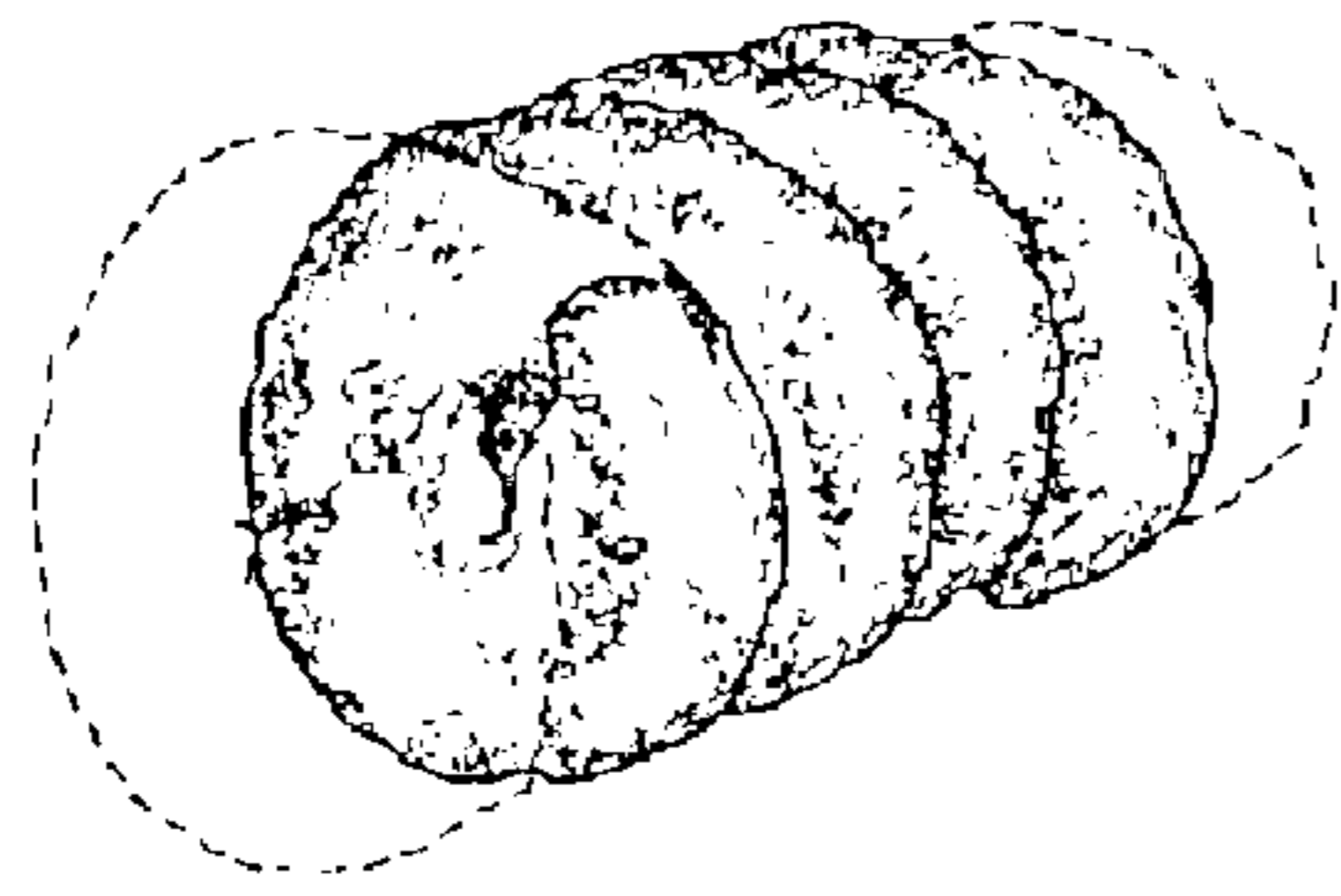


FIG. 1

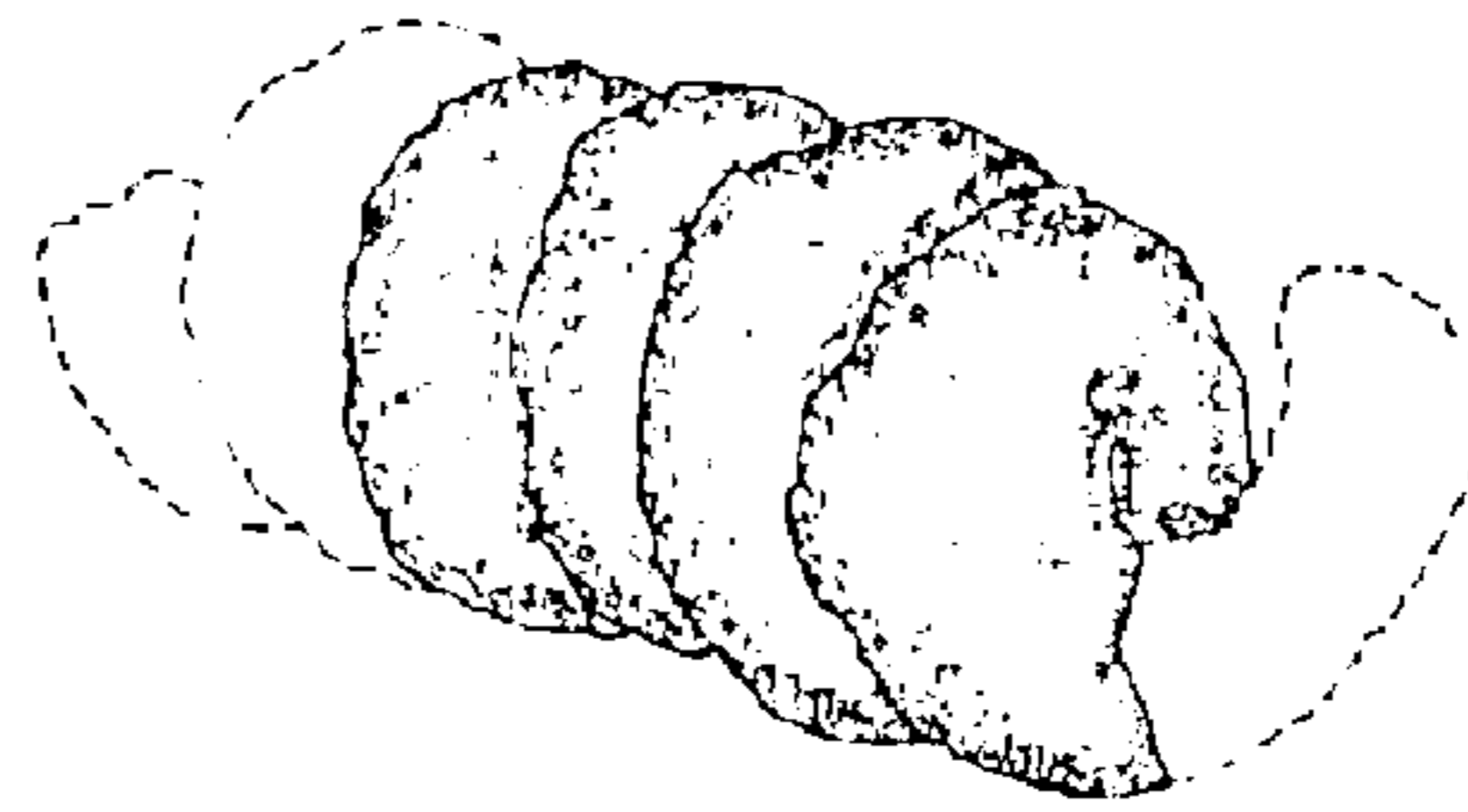


FIG. 2



FIG. 3



FIG. 4

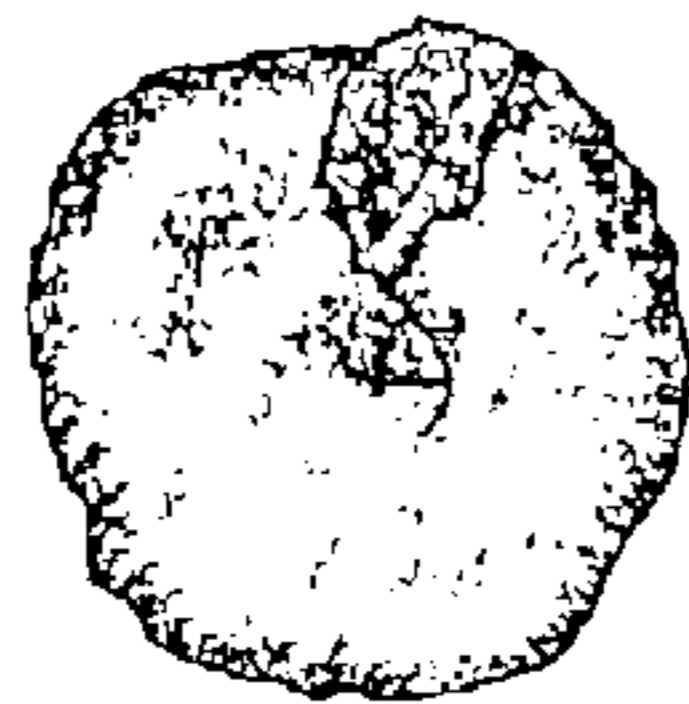


FIG. 5



FIG. 6



FIG. 7



FIG. 8