

US00D501688S

(12) **United States Design Patent**
Kovacik et al.

(10) **Patent No.: US D501,688 S**
(45) **Date of Patent: ** Feb. 8, 2005**

(54) **FLUORESCENT UTILITY LIGHT**
(75) Inventors: **James D. Kovacik**, Brecksville, OH
(US); **Paul S. Blanch**, Broadview
Heights, OH (US); **Joseph J. Smith**,
Wooster, OH (US)
(73) Assignee: **Alert Safety Lite Products Co., Inc.**,
Bedford Heights, OH (US)
(**) Term: **14 Years**

D409,776 S * 5/1999 Ghode et al. D26/42
5,921,658 A 7/1999 Kovacik et al.
D421,143 S * 2/2000 Kovacik et al. D26/42
6,123,434 A 9/2000 Meltzer
6,132,071 A 10/2000 Yuen
6,169,373 B1 1/2001 Riesinger
D439,354 S * 3/2001 Yuen D26/42
D458,400 S 6/2002 Kovacik et al.
6,534,926 B1 3/2003 Miller et al.
6,663,265 B2 12/2003 Kovacik et al.
6,722,774 B2 4/2004 Kovacik et al.

* cited by examiner

(21) Appl. No.: **29/206,356**
(22) Filed: **May 28, 2004**

Primary Examiner—Marcus A. Jackson
(74) *Attorney, Agent, or Firm*—MacMillan, Sobanski &
Todd, LLC

(51) **LOC (7) Cl.** **26-02**
(52) **U.S. Cl.** **D26/42**
(58) **Field of Search** D26/37-50; 362/157,
362/158, 171-174, 183-208

(57) **CLAIM**

The ornamental design for a fluorescent utility light, as shown and described.

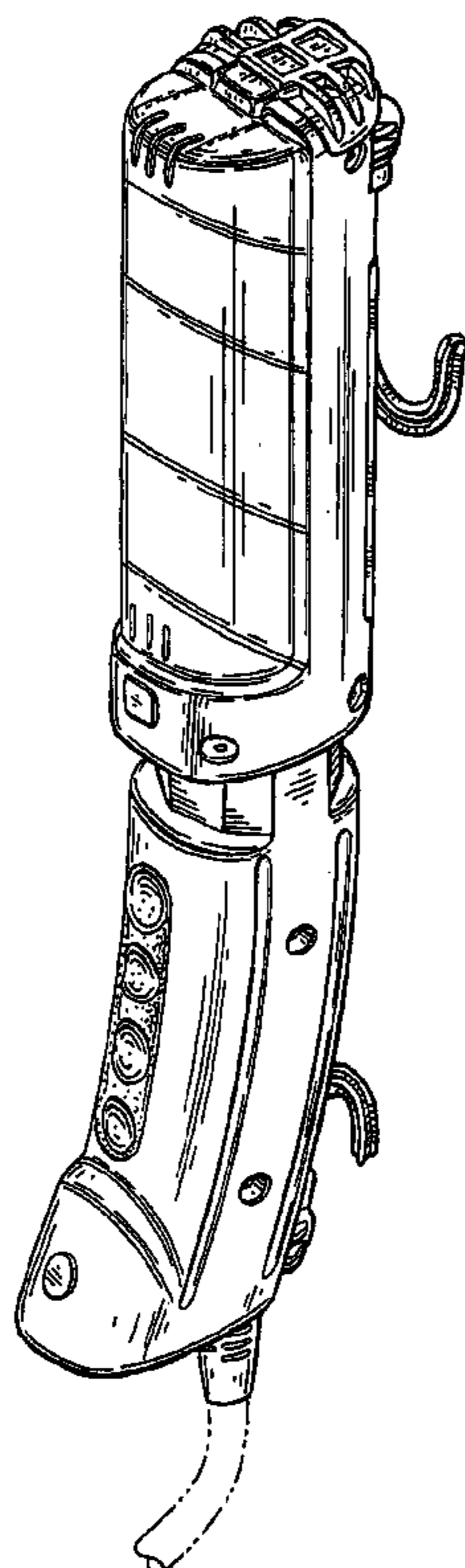
(56) **References Cited**
U.S. PATENT DOCUMENTS

D235,573 S 6/1975 Brych
4,262,327 A 4/1981 Kovacik et al.
4,432,043 A 2/1984 Yuen
4,958,267 A 9/1990 Baake
5,243,505 A 9/1993 Carr
5,301,093 A 4/1994 Baggio
5,465,196 A 11/1995 Hasenberg et al.
D367,123 S * 2/1996 Blye D26/42
5,528,477 A 6/1996 Carmo
D389,931 S 1/1998 Kovacik et al.
5,765,941 A 6/1998 Vest

DESCRIPTION

FIG. 1 is a front perspective view of a fluorescent utility light of the present invention, with a broken line showing an electrical cord for illustrative purposes only and forming no part of the claimed design;
FIG. 2 is a left side elevation view thereof;
FIG. 3 is a front elevation view thereof;
FIG. 4 is a right side elevation view thereof;
FIG. 5 is a rear elevation view thereof;
FIG. 6 is a top plan view thereof; and,
FIG. 7 is a bottom plan view thereof.

1 Claim, 4 Drawing Sheets



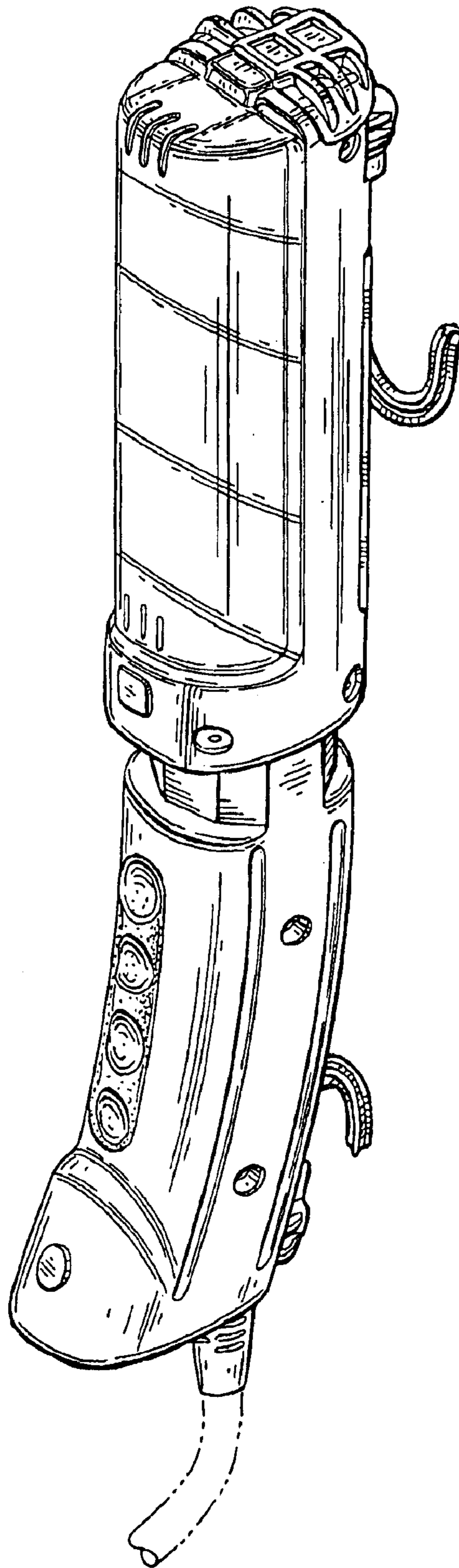


FIG. 1

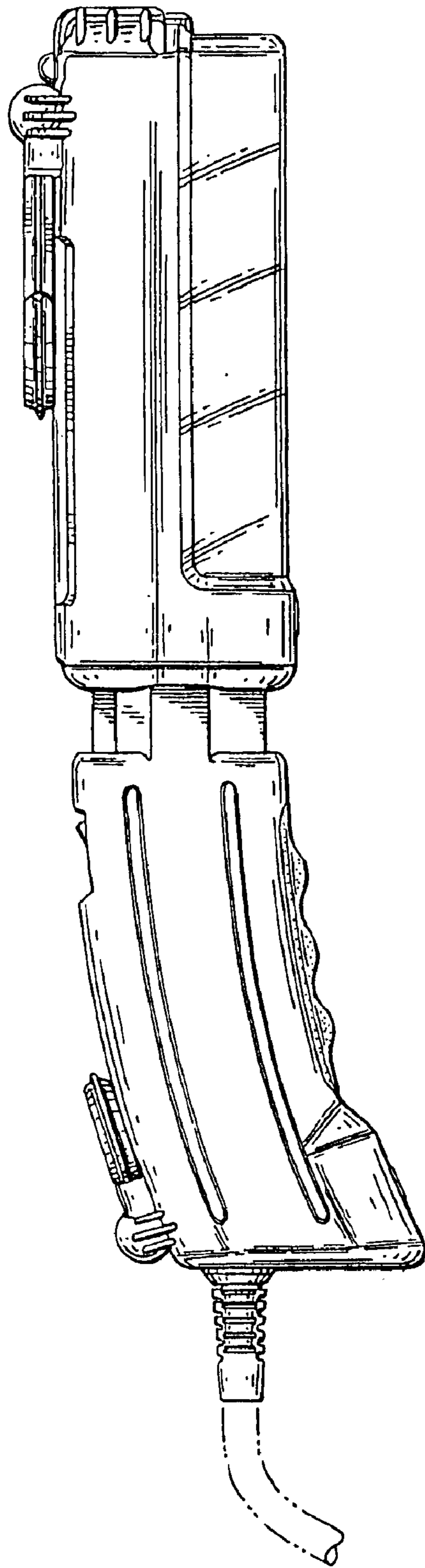


FIG. 2




FIG. 3

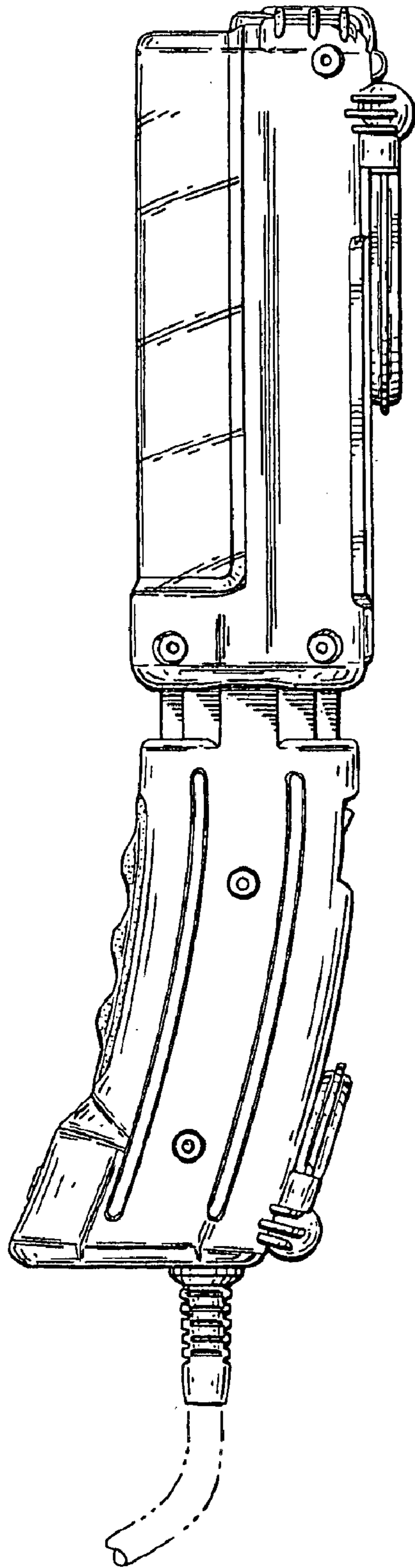


FIG. 4




FIG. 5

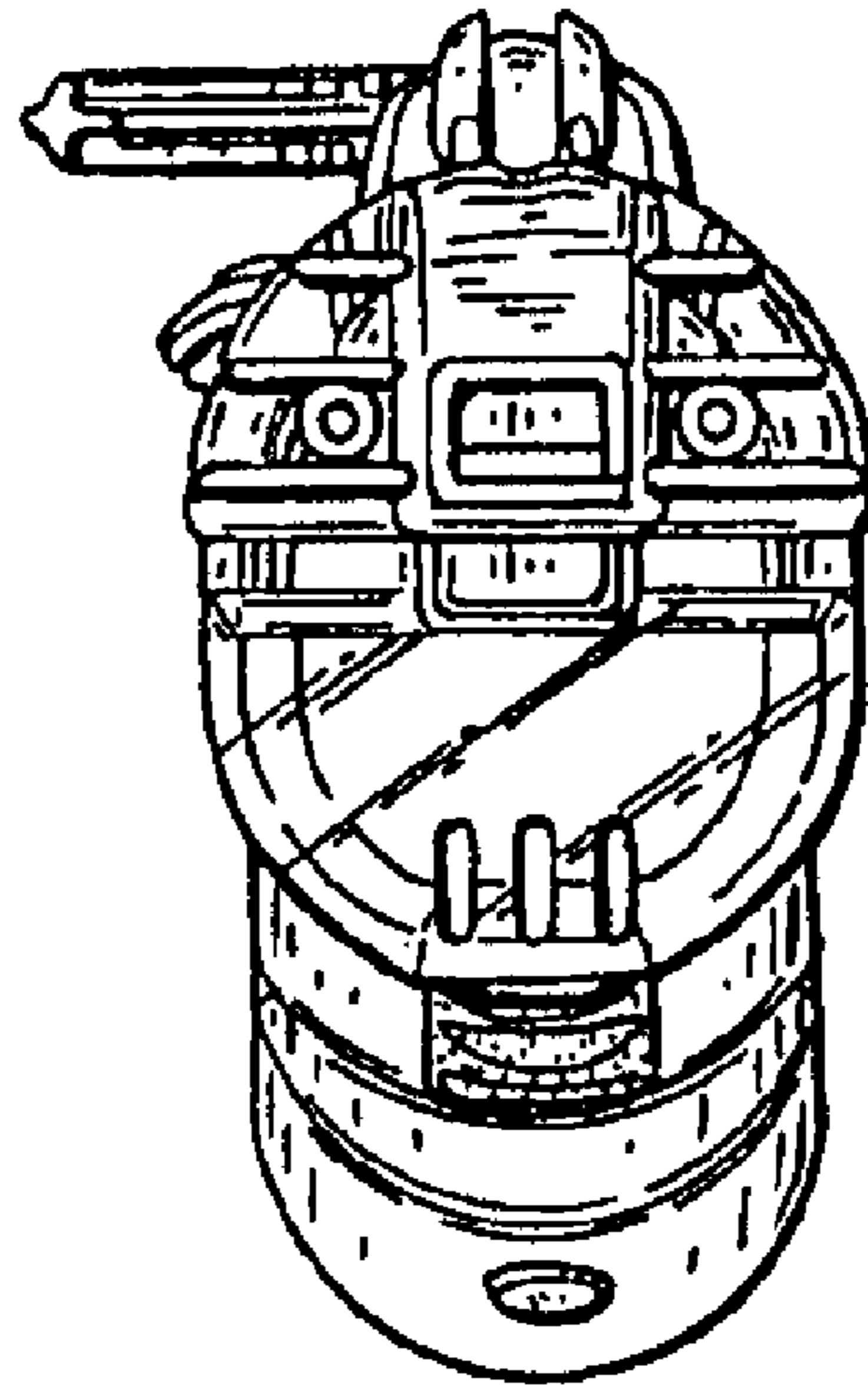


FIG. 6

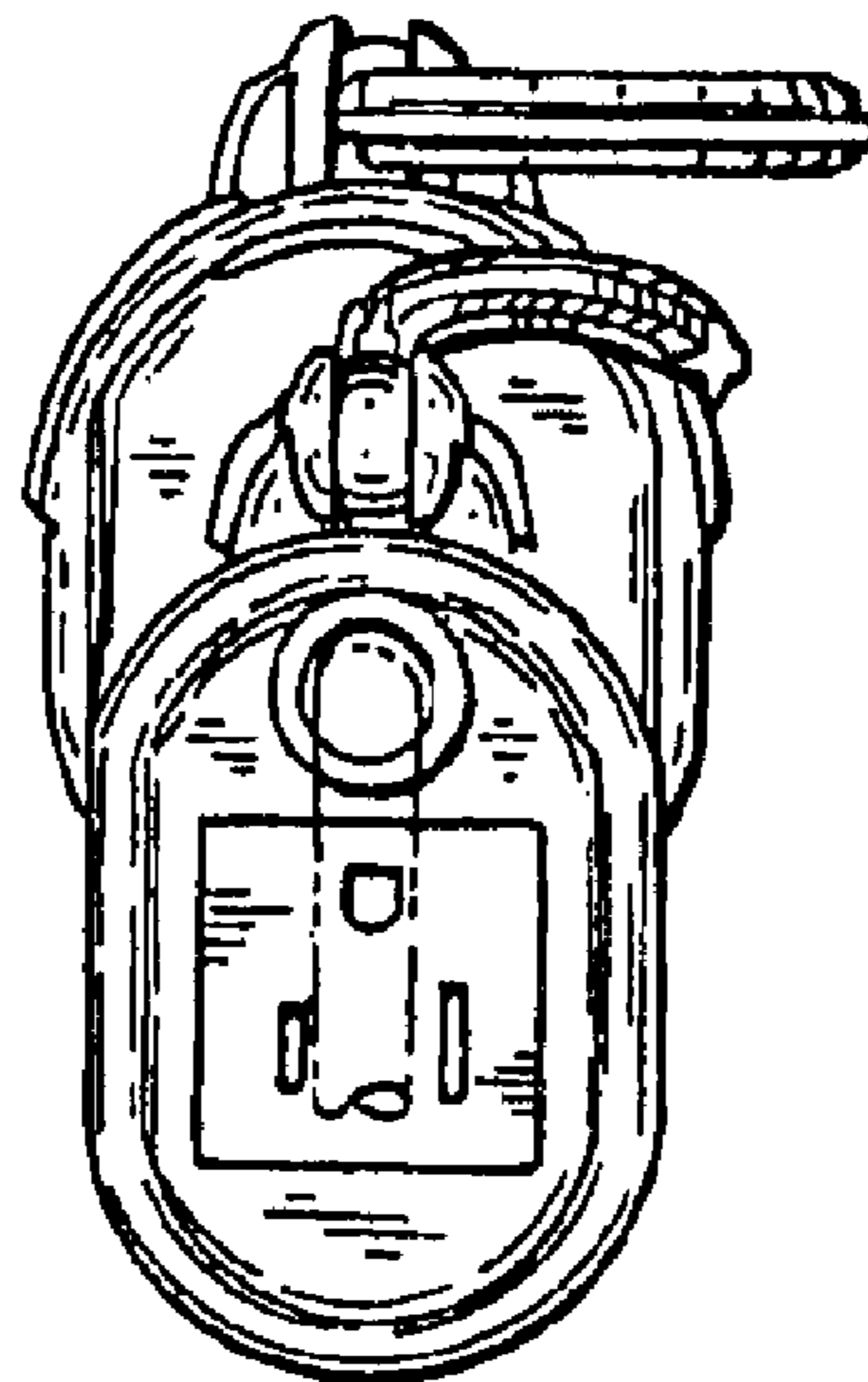


FIG. 7