



US00D501686S

(12) **United States Design Patent**  
**Wu**

(10) **Patent No.:** **US D501,686 S**

(45) **Date of Patent:** **\*\* Feb. 8, 2005**

(54) **AUTOMOBILE LIGHT**

D481,479 S \* 10/2003 Lin ..... D26/28

(75) **Inventor:** **Chuan-Shan Wu, Tainan (TW)**

\* cited by examiner

(73) **Assignee:** **TYC Brother Industrial Co., Ltd.,  
Tainan (TW)**

*Primary Examiner*—Marcus A. Jackson

(74) *Attorney, Agent, or Firm*—Fitzpatrick, Cella, Harper & Scinto

(\*\*) **Term:** **14 Years**

(57) **CLAIM**

(21) **Appl. No.:** **29/189,102**

The ornamental design for automobile light, as shown and described.

(22) **Filed:** **Aug. 29, 2003**

**DESCRIPTION**

(51) **LOC (7) Cl.** ..... **26-04**

(52) **U.S. Cl.** ..... **D26/28**

(58) **Field of Search** ..... D26/28–36; 362/61,  
362/80, 81, 82, 83, 83.4, 267, 269, 275,  
330–340

FIG. 1 is a perspective view of automobile light showing my new design;

FIG. 2 is a front elevational view thereof;

FIG. 3 is a rear elevational view thereof;

FIG. 4 is a left side elevational view thereof;

FIG. 5 is a right side elevational view thereof;

FIG. 6 is a top plan view thereof; and,

FIG. 7 is a bottom plan view thereof.

(56) **References Cited**

**U.S. PATENT DOCUMENTS**

D476,436 S \* 6/2003 Lin ..... D26/28

D477,887 S \* 7/2003 Lin ..... D26/28

**1 Claim, 4 Drawing Sheets**






FIG. 1

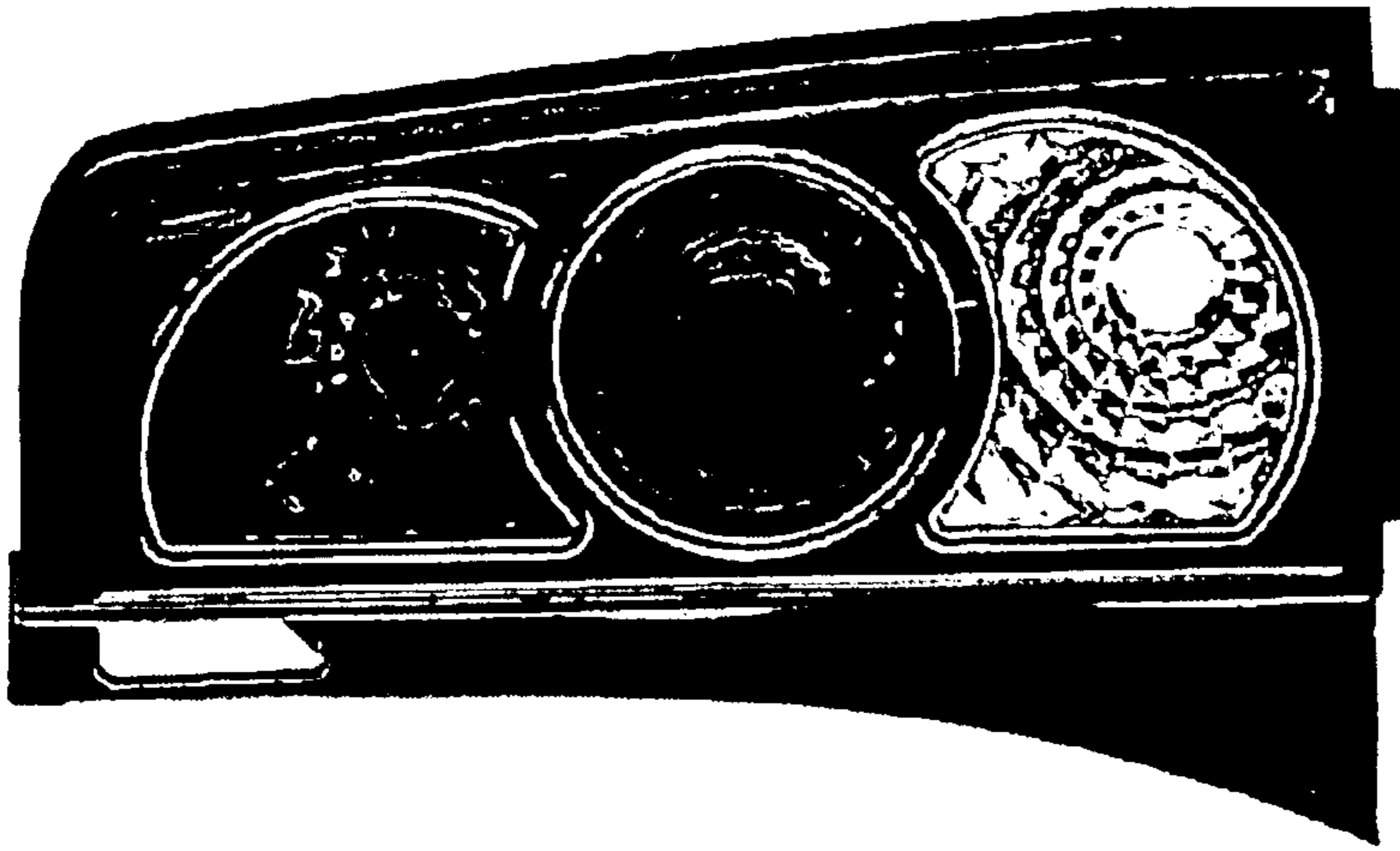


FIG. 3

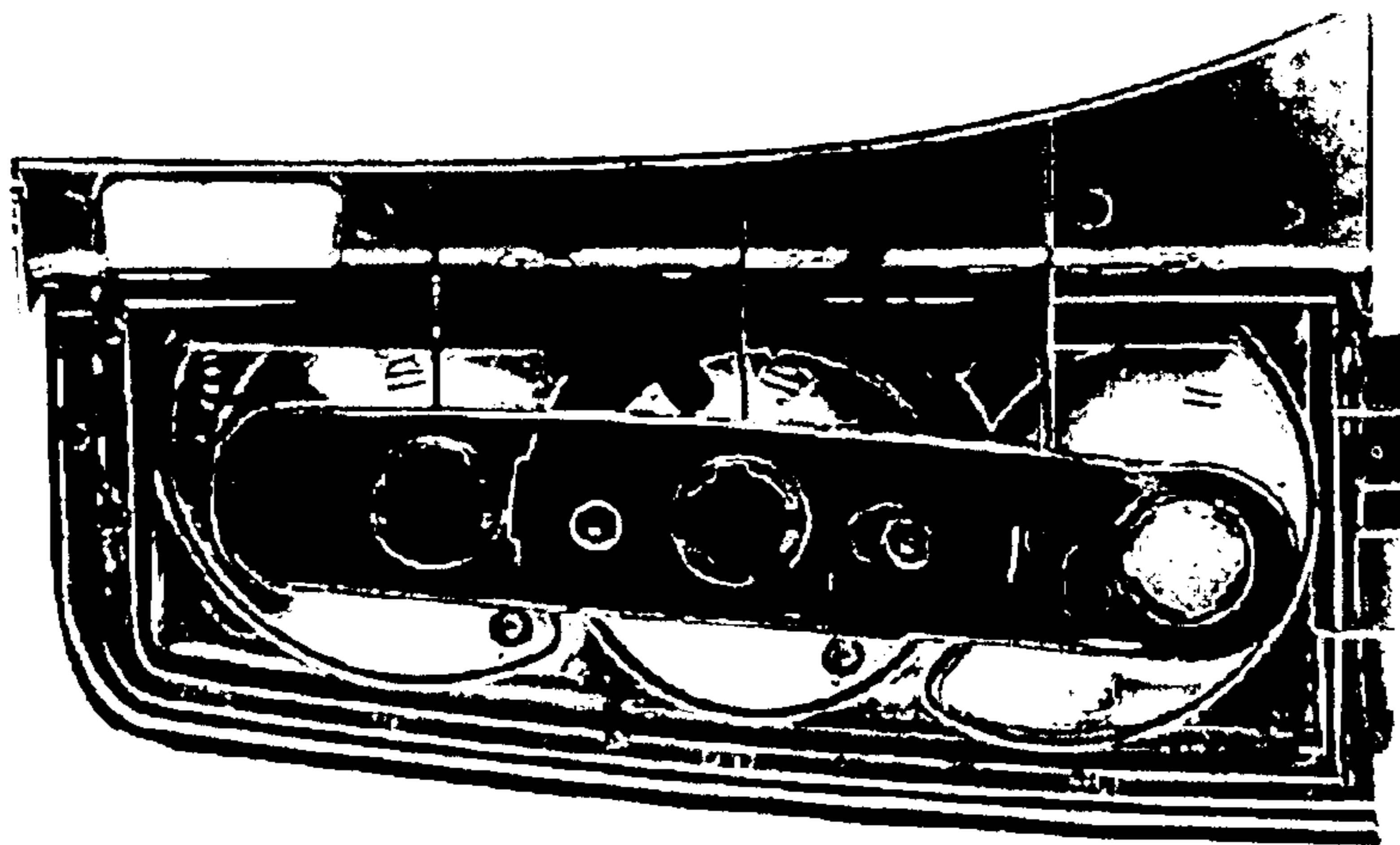


FIG. 2




FIG. 5



FIG. 4

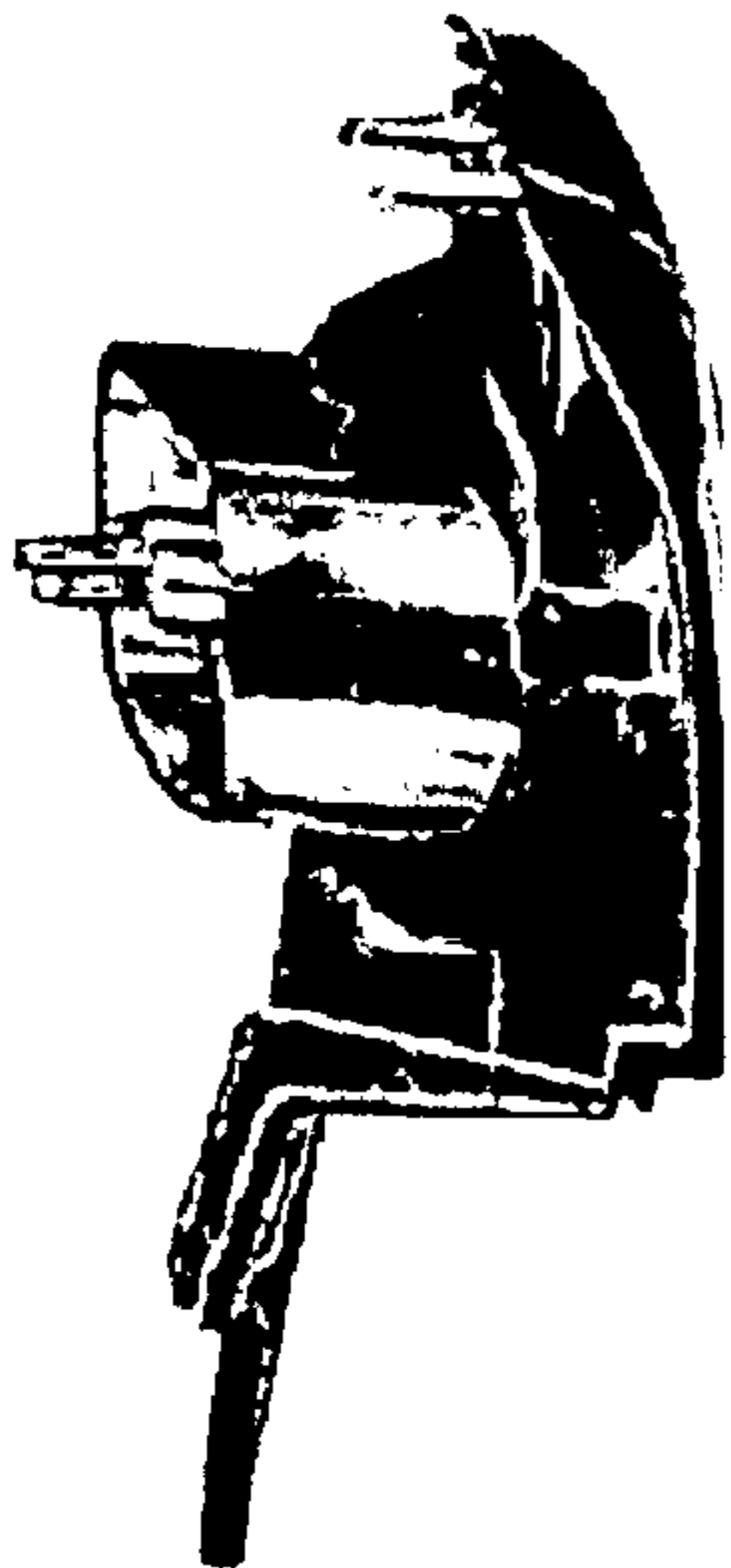



FIG. 6

FIG. 7